



tiliz

Crafted
in light

Annex
2026

Novelties 2026

Thales is inspired by the delicacy of a water droplet in perfect balance, transforming that natural moment into a luminaire with soft lines and a serene presence. Light passes naturally through the opal glass, creating a warm, enveloping atmosphere that brings calm, harmony, and timeless elegance to the space.

Thales se inspira en la delicadeza de una gota de agua en equilibrio, transformando ese instante natural en una luminaria de líneas suaves y presencia serena, donde la luz atraviesa el cristal opal con naturalidad, creando una atmósfera cálida y envolvente que aporta calma, armonía y una elegancia atemporal al espacio.

Thales

Designed by
Joan Cinca







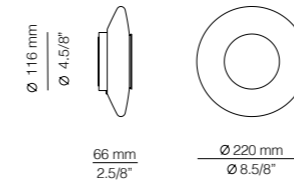






Thales

More technical specs:
Dimming possibilities,
canopies and RAL finishes.



THA_4080

LED 9W
(2700K) Typ* 1430 lumens
Dimmable triac

*Optional dimming available

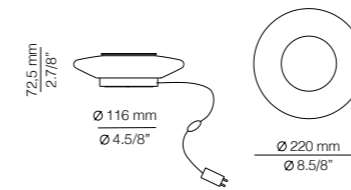
IP
20

THA_4080B

LED 6,2W
(2700K) Typ* 725 lumens
Dimmable triac

*Optional dimming available

IP
44

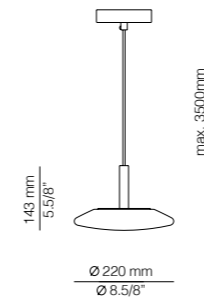
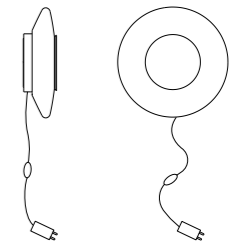


THA_4087

LED 6,2W
(2700K) Typ* 725 lumens

IP
20

Can be mounted
on the wall

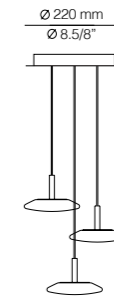


THA_4085S

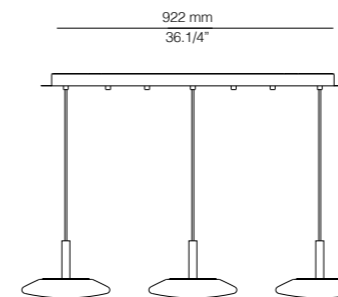
LED 9W
(2700K) Typ* 1430 lumens
Dimmable triac

*Optional dimming available

IP
20



THA_R70S6



THA_L92S3

Signage options
Contract option
Wall light with laser
cut signage



- Finishes**
- 20 METALLIC GOLD
 - 87 BRONZE
 - 96 ANTHRACITE

Designed by
Jordi Pla

Shapes

Outdoor

Bronze

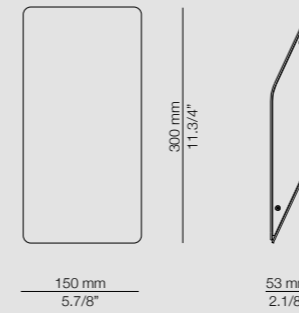
Shapes emerges like a natural extension of the wall, wrapping light in a soft, organic embrace. Asymmetry and balance intertwine, creating gentle atmospheres and dynamic compositions that guide, illuminate, and inspire.

Shapes surge como una extensión natural de la pared, envolviendo la luz en un abrazo orgánico y suave. Asimetría y equilibrio se entrelazan, creando atmósferas delicadas y composiciones dinámicas que guían, iluminan e inspiran.



Shapes

More technical specs:
Dimming possibilities,
canopies and RAL finishes.



SHA_4100

LED 15W
(2700K) Typ* 1245 lumens
Dimmable triac

*Optional dimming available

IP
20

SHA_4100X

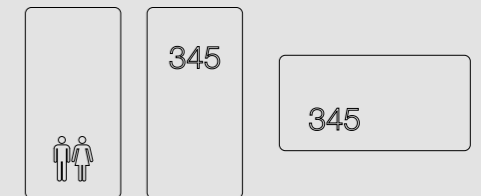
LED 10W
(2700K) Typ* 1000 lumens
Dimmable triac

*Optional dimming available


IP
65

Composition

Signage options



SHA_4100.5



- Finishes**
- 74 WHITE SATIN
 - 94 CHAMPAGNE
 - 87 BRONZE
 - 94 CHAMPAGNE
 - 87 BRONZE
 - OUTDOOR

New finishes

Some of our collections incorporate new finishes that expand the versatility of the designs and open up new possibilities for the project. Discover them.

Algunas de nuestras colecciones incorporan nuevos acabados que amplían la versatilidad de los diseños y abren nuevas posibilidades en el proyecto. Descúbrelos.



Designed by
Aparentment

Morse

Champagne

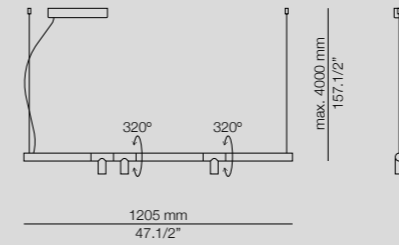
Minimalist and timeless, Morse speaks through light—points and lines forming an infinite path. Like rotating beacons, its shades turn, directing light in multiple directions, tracing luminous routes upward, downward, or gently against the walls.

Minimalista y atemporal, Morse se expresa con luz: puntos y líneas que trazan un camino infinito. Como balizas giratorias, sus pantallas se orientan, dirigiendo la luz en varias direcciones y trazando rutas luminosas hacia arriba, abajo o suavemente contra las paredes.



Morse

More technical specs:
dimming possibilities,
canopies and RAL finishes.

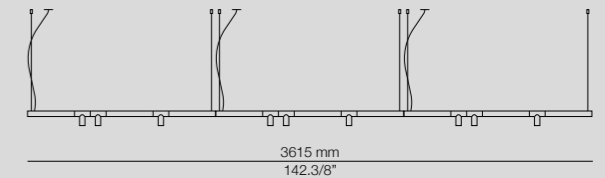
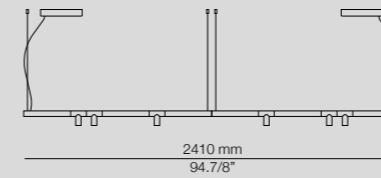


MOR_3915S

LED 3x6,2W
(2700K) Typ* 3x725 lumens
Dimmable Triac

*Optional dimming available
*Optional embedded lens accessory

Compositions



Technical specs



60° exposed acrylic lens



80° embedded nylon lens



Heads rotation

Finishes

- 26 BLACK MATT
- 94 CHAMPAGNE

Designed by
Mermelada Estudio

Bols

Terracota & Anthracite

Light flows like water, unstoppable and free. Bols embraces it, sculpting luminous spaces with air and shadow. A versatile sphere, a play of forms, a fusion of nature and design.

La luz fluye como el agua, imparable y libre. Bols la acoge, esculpiendo espacios luminosos con aire y sombra. Una esfera versátil, un juego de formas, una fusión de naturaleza y diseño.



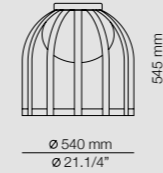






Bols

More technical specs:
Dimming possibilities,
canopies and RAL finishes.

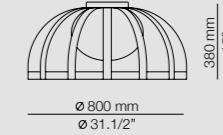


BOL_4022X

LED 10W
(2700K) Typ* 870 lumens
Dimmable triac

*Optional dimming available

**IP
65**

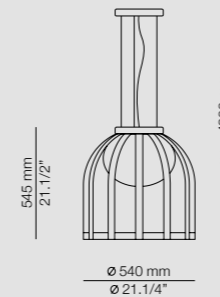


BOL_4023X

LED 10W
(2700K) Typ* 870 lumens
Dimmable triac

*Optional dimming available

**IP
65**

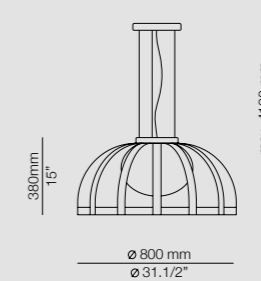


BOL_4024X

LED 10W
(2700K) Typ* 870 lumens
Dimmable triac

*Optional dimming available

**IP
65**

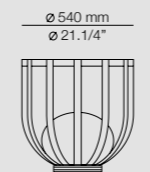


BOL_4025X

LED 10W
(2700K) Typ* 870 lumens
Dimmable triac

*Optional dimming available


**IP
65**



BOL_4028X

LED 10W
(2700K) Typ* 870 lumens
Non Dimmable

**IP
65**



BOL_4027X

LED 10W
(2700K) Typ* 870 lumens
Non Dimmable

**IP
65**

Accessories


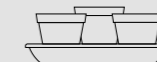



Table Kit



Flower Pot Kit



Flower Pot Set



Vegetation Kit

Finishes

- 55 BEIGE / ONLY BOL_4023X & BOL_4025X
- 59 TERRACOTTA / ONLY BOL_4028X
- 96 ANTHRACITE / EXCEPT BOL_4023X & BOL_4025X



Designed by
Nahtrang Studio

Volta

Bronze

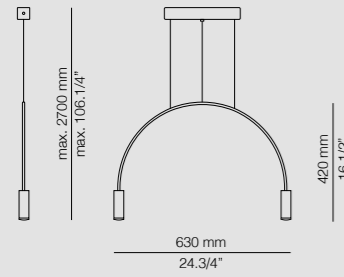
Volta draws delicate arches in the air, where light seems to float effortlessly. Subtle yet bold, it balances stability and grace, creating endless compositions of soft, luminous waves that shape and transform any space.

Volta traza arcos delicados en el aire, donde la luz parece flotar sin esfuerzo. Sutil pero audaz, equilibra estabilidad y elegancia, creando infinitas composiciones de suaves ondas luminosas que moldean y transforman cualquier espacio.





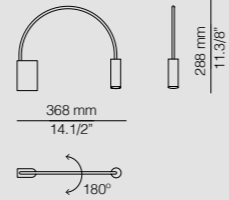




VOL_3535S

LED 2x6,2W
(2700K) Typ* 2x725 lumens
(3000K) Typ* 2x763 lumens
Dimmable triac

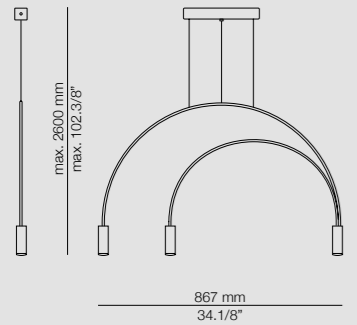
*Optional dimming available
*Optional embedded lens accessory



VOL_3530

LED 6,2W
(2700K) Typ* 725 lumens
(3000K) Typ* 763 lumens
Non Dimmable

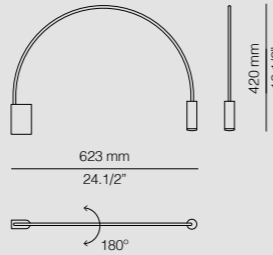
*Optional dimming available
*Optional integrated switch
*Optional embedded lens accessory



VOL_3536S

LED 3x6,2W
(2700K) Typ* 3x725 lumens
(3000K) Typ* 3x763 lumens
Dimmable triac

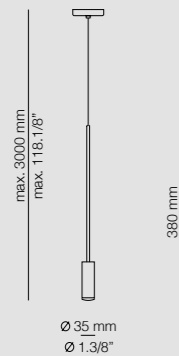
*Optional dimming available
*Optional embedded lens accessory



VOL_3531

LED 6,2W
(2700K) Typ* 725 lumens
(3000K) Typ* 763 lumens
Non Dimmable

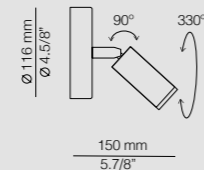
*Optional dimming available
*Optional integrated switch
*Optional embedded lens accessory



VOL_3534S

LED 6,2W
(2700K) Typ* 725 lumens
(3000K) Typ* 763 lumens
Non Dimmable

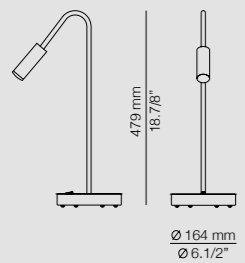
*Optional dimming available
*Optional embedded lens accessory



VOL_3533S

LED 6,2W
(2700K) Typ* 725 lumens
(3000K) Typ* 763 lumens
Non Dimmable
Acrylic and embedded lens included

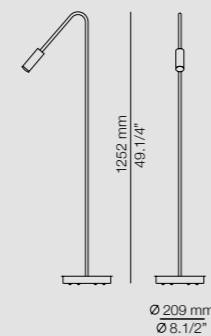
*Optional dimming available



VOL_3537

LED 6,2W
(2700K) Typ* 725 lumens
(3000K) Typ* 763 lumens
On/Off Switch on the base

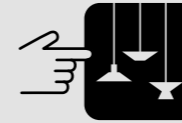
*Optional embedded lens accessory



VOL_3538

LED 6,2W
(2700K) Typ* 725 lumens
(3000K) Typ* 763 lumens
Push button dimmer on the head

*Optional embedded lens accessory



Configurator.estiluz.com

Customize your creation with our configurator, preview it in a virtual room and augmented reality.

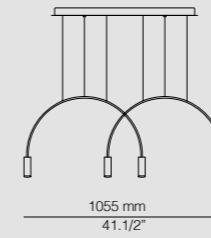
More technical specs:

Dimming possibilities, canopies and RAL finishes.

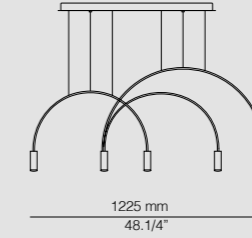


Compositions

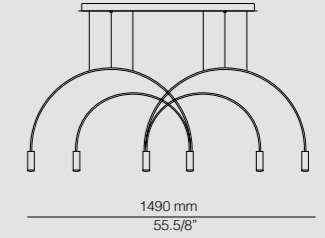
VOL_L73S2D



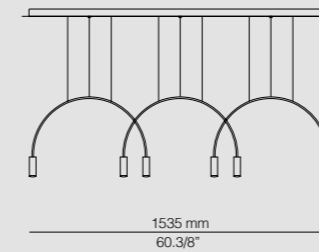
VOL_L78S1D1T



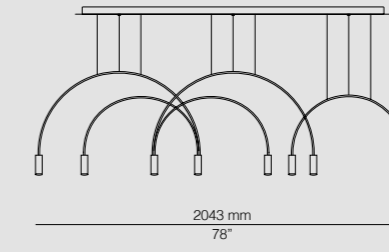
VOL_L92S2T



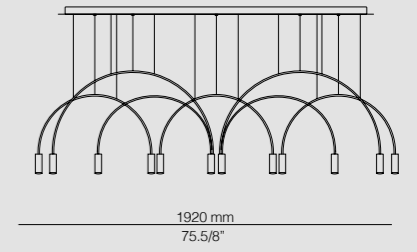
VOL_L165S3D



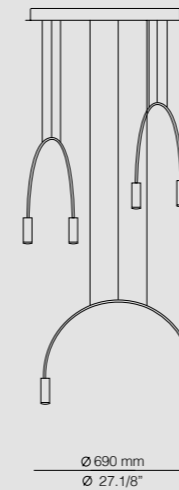
VOL_L165S1D2T



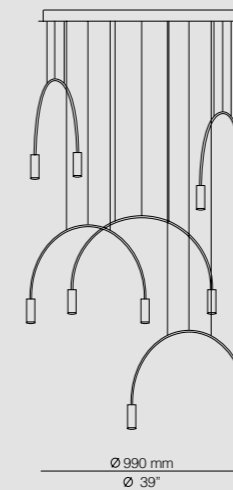
VOL_L165S3D2T




VOL_R70S3D



VOL_R100S5D



VOL_L92S4S



30° embedded aluminium lens accessory (left)
80° embedded nylon lens included (center)
60° exposed acrylic lens included (right)

Finishes

- 26 BLACK MATT
- 26 BLACK MATT + ● 61 SATIN GOLD
- 74 WHITE SATIN / ONLY VOL_3530 & VOL_3531
- 87 BRONZE / EXCEPT VOL_3533 & VOL_3537

Designed by
Nahtrang Studio

Circ

Bronze

A sphere of light, weightless yet strong, intertwining with metal in perfect asymmetry. Circ evokes harmony and warmth, a luminous presence that soothes and inspires.

Una esfera de luz, ingrávada y firme, que se entrelaza con el metal en perfecta asimetría. Circ evoca armonía y calidez, una presencia luminosa que reconforta e inspira.



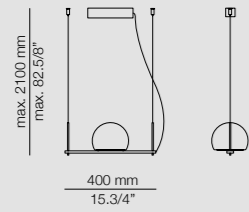




Circ



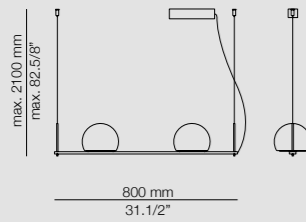
Circ



CIR_3714S

LED 6,2W
(2700K) Typ* 725 lumens
Dimmable triac

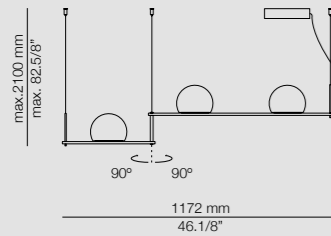
*Optional dimming available



CIR_3715S

LED 2X6,2W
(2700K) Typ* 2X725 lumens
Dimmable triac

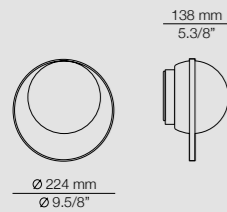
*Optional dimming available



CIR_3716S

LED 3X6,2W
(2700K) Typ* 3X725 lumens
Dimmable triac

*Optional dimming available

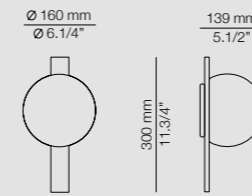


CIR_3722

LED 10W
(2700K) Typ* 870 lumens
Dimmable triac

*Optional dimming available
*Optional IP44 available

More technical specs:
Dimming possibilities,
canopies and RAL finishes.



CIR_3720

LED 10W
(2700K) Typ* 870 lumens
Dimmable triac

*Optional dimming available

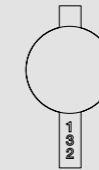
CIR_3720B

LED 10W
(2700K) Typ* 870 lumens
Dimmable triac

IP
44

Signage

Contract option
Wall light with laser
cut signage



Finishes

- 26 BLACK MATT
- 61 SATIN GOLD
- 87 BRONZE

Signage

- 94 CHAMPAGNE

Technical features

Datos técnicos

Finishes / Acabados

- 20 Metallic Gold
- 26 Black matt, RAL 9005
- 37 Brushed Nickel
- 45 Metallic Copper
- 55 Beige, RAL 1019
- 59 Terracotta NCS S 4030-Y80R
- 61 Satin Gold
- 74 White satin, RAL 9002
- 78 Oxide Red RAL 3009
- 87 Bronze NCS S 8005-Y20R
- 88 Grey stone, RAL 7039
- 89 Pale green, RAL 7033
- 91 Nude, NCS S 0804-Y90R
- 94 Champagne, RAL 1035
- 96 Anthracite RAL 7021

Shades / Pantallas

- 27 White
- 50 Marble textured vinyl
- 51 Concrete textured vinyl
- 52 Wood textured vinyl
- 64 Black shiny

Accessories / Accesorios

- 00 Colourless
- 23 Smoked Grey
- 26 Black
- 55 Beige, RAL 1019
- 65 Smoked Bronze
- 74 White, RAL 9002
- 75 Beige Fabric Synergy Chain LDS19
- 90 Grey Fabric Synergy Pair LDS31
- 95 Green Fabric Synergy Append LDS49
- 97 Light Grey PET Foam

Symbols / Símbolos

- IP**
20 (ENG) Product protected against the penetration of solid bodies equal or bigger than 12 mm and against the access with a finger. No protection to the water (standard NF C 20 010). (ESP) Producto protegido contra la penetración de cuerpos sólidos de diámetro superior o igual a 12 mm. No accesible con los dedos. Sin protección al agua (norma NF C 20 010).
- IP**
44 (ENG) Protected against the penetration of solid bodies equal or bigger than 1mm and against water sprayed from all directions - limited ingress permitted. (ESP) Producto protegido contra la penetración de cuerpos sólidos de diámetro superior o igual a 1 mm y contra agua pulverizada.
- IP**
55 (ENG) Protected against dust limited ingress (no harmful deposit) and against jetting water in all directions. (ESP) Protegido contra la suciedad (sin sedimentos nocivos) y contra chorros de agua en todas las direcciones.
- IP**
65 (ENG) Totally protected against the entry of dust and against jetting water in all directions. (ESP) Totalmente estanco al polvo y protegido contra chorros de agua en todas las direcciones.
- IP**
67 (ENG) Totally protected against the entry of dust and against the effects of immersion in water between 15cm and 1m for 30 minutes. (ESP) Totalmente estanco al polvo y protegido contra la inmersión completa en agua entre 15cm y 1m durante 30 minutos.
- (ENG) Dimmer. (ESP) Regulador.
- T_{yp}*** (ENG) Typical performance (average). (ESP) Rendimiento típico (promedio).

Modifications / Modificaciones

Estiluz reserves the right to modify or discontinue, without previous notice, products in the catalog. Please check our web for current product availability and specifications. Lumens on LED's indicate the lumen output without diffuser.

Estiluz se reserva el derecho a modificar o anular, sin previo aviso, productos de este catálogo. Por favor visite nuestra web para conocer los productos y especificaciones actuales. Los lúmenes indicados son de salida, sin difusor.

Comments / Observaciones

All ESTILUZ, S.A. products are designed and manufactured to keep customers satisfied, consequently please note the following:

1. Due to the high quality of our finishes, we recommend using a soft dry polish cloth for cleaning, avoiding the use of special cleaning products that could damage the finish.
2. All models are patent protected.
3. Conformity Certificates and technical information of our products are available upon request.

Los productos de ESTILUZ, S.A han sido diseñados y fabricados para satisfacer al máximo a nuestros clientes, debiendo por ello informarles de:

1. Dada la alta calidad de nuestros acabados, aconsejamos efectuar la limpieza exclusivamente con una gamuza seca, evitando el uso de productos especiales que podrían dañar la superficie.
2. Modelos protegidos por el Registro de la Propiedad Industrial.
3. Certificados de Conformidad e información técnica de nuestros productos disponibles bajo consulta.

ESTILUZ (Headquarters)

Carretera d'Ogassa s/n

E-17860 St Joan de les Abadesses (Girona) Spain

T + 34 972 720 125

estiluz@estiluz.com

ESTILUZ Inc. USA & CANADA

330 West 38th St. Suite 710

New York, NY 10018 USA

T +1 (646) 454 - 1285

info@estiluzusa.com

www.estiluz.com

estiluz[®]

Catalogue design and art direction: Tactica (www.tactica.barcelona).
Interior design and creative consultancy: La Galería Estudio.
Photography: Jordi Anguera, Starp Estudi, Fragments, Cread.

Estiluz, April 2025

estiluz®