





ARKOSLIGHT
THE 2026 PROFESSIONAL COLLECTION




Carbon Neutral Company / EcoVadis Bronze Medal / Environmental Product Declarations / ISO 14001 Certification / Minimalism and eco-design applied to the collection / Implementation of photovoltaic panels at the headquarters (100 kWp) / Elimination of plastic in packaging / Social employment companies as part of the productive workforce

The Light of a Conscious Future



ES_ En Arkoslight la sostenibilidad se ubica ineludiblemente en el centro: sensibilizados con el cuidado del medioambiente y conscientes de la necesidad de contribuir al bienestar social. 2026 viene marcado por hitos especialmente relevantes y la consolidación de una estrategia trazada desde hace más de quince años. **EN_** At Arkoslight, sustainability is unavoidably at the centre of everything we do. We are committed to caring for the environment and aware of the need to contribute to social well-being. 2026 is marked by particularly significant milestones and the consolidation of a strategy that has been in place for more than fifteen years. **FR_** Chez Arkoslight, la durabilité occupe une place centrale : nous sommes sensibilisés à la protection de l'environnement et conscients de la nécessité de contribuer au bien-être social. L'année 2026 est marquée par des étapes particulièrement importantes et la consolidation d'une stratégie élaborée il y a plus de quinze ans. **IT_** In Arkoslight la sostenibilità si colloca inevitabilmente al centro: sensibilizzati alla tutela dell'ambiente e consapevoli della necessità di contribuire al benessere sociale. Il 2026 è segnato da traguardi particolarmente rilevanti e dal consolidamento di una strategia definita da oltre quindici anni. **DE_** Bei Arkoslight steht Nachhaltigkeit unweigerlich im Mittelpunkt: geprägt von einem starken Umweltbewusstsein und dem klaren Verständnis, aktiv zum sozialen Wohlbefinden beitragen zu müssen. Das Jahr 2026 ist von besonders relevanten Meilensteinen gekennzeichnet und steht für die Konsolidierung einer Strategie, die seit mehr als fünfzehn Jahren verfolgt wird.

Novelties



01




03



05



04



02




06



07




08



09



10



11



12



13

N INDOOR / 01_NANO P.38 / 02_BUDDY L P.50 / 03_COCO M RECESSED P.111 · COCO M SURFACE P.133 · COCO M 48V P.242 · COCO M 3L P.282 / 04_MAGNETIC 24V MICRO SHAPER P.104 · MICRO SHAPER 24V P.233 / 05_TRAY P.168 / 06_ZENIT P.176 / 07_ENSO P.198 / 08_REC ASYMMETRIC P.203 / 09_BLACK FOSTER CUSTOM SYSTEM COCO & FIT35 MODULES P.304 / 10_DIVI P.314

OUTDOOR / 11_PUCK OUTDOOR P.330 / 12_MR BEAM P.328 / 13_SLIM MINI P.332

CEILING RECESSED

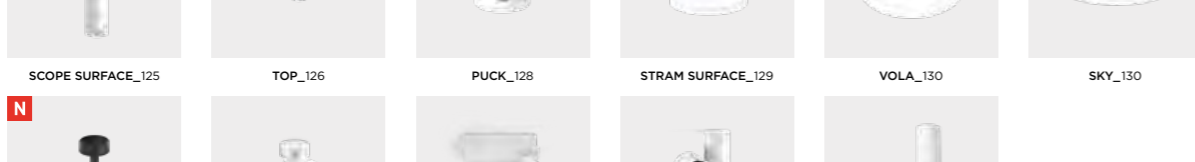
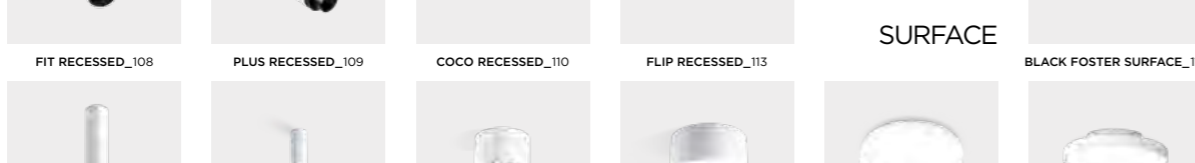
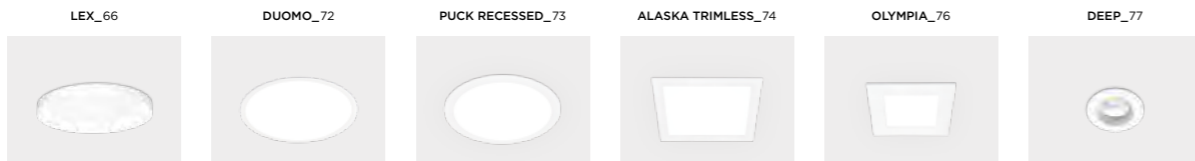

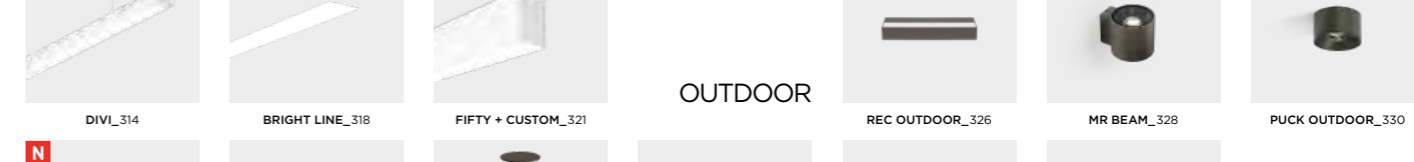
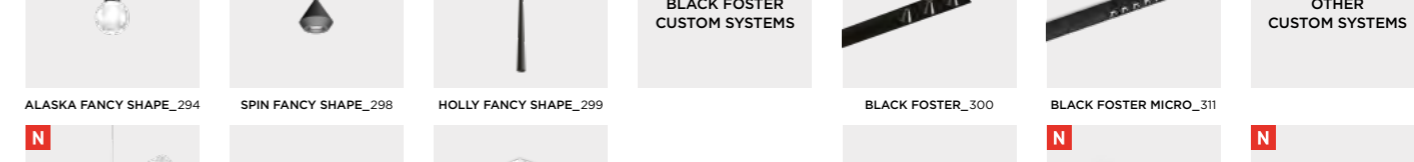
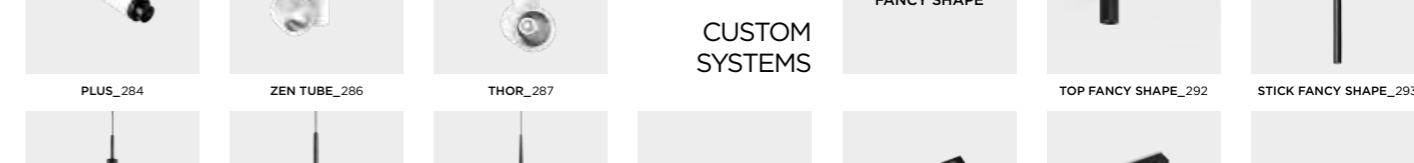
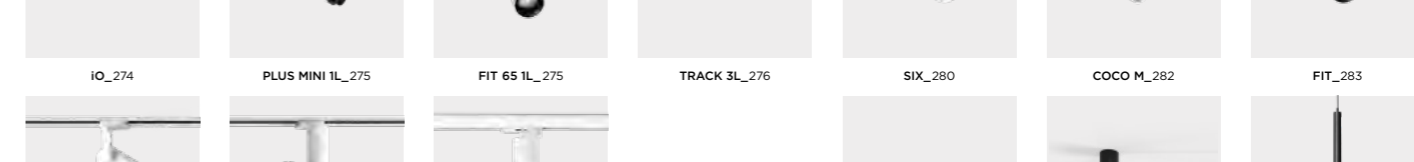
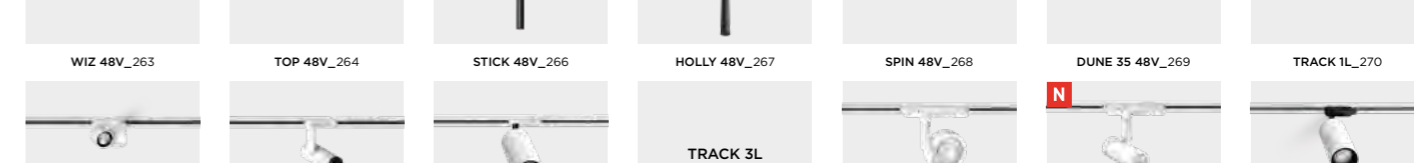

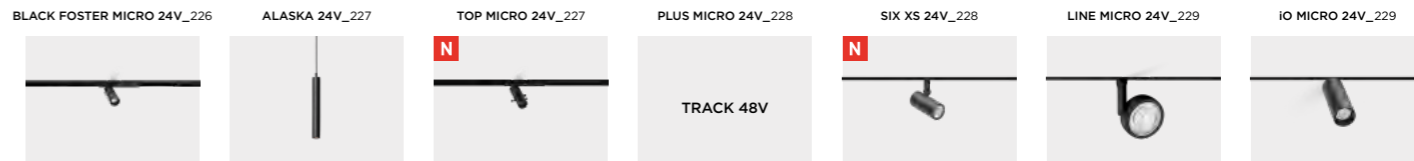


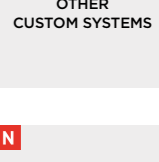


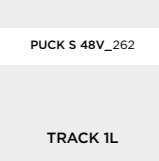
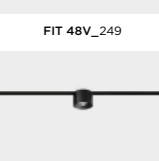
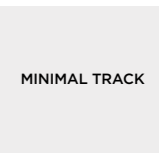


TABLE & FLOOR



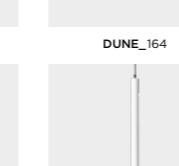
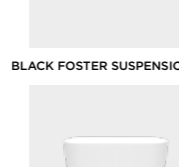









LARK & ACCESSORIES


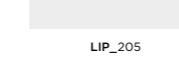

TRACK LIGHTS





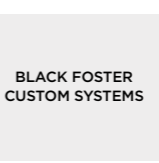
SUSPENSION





WALL





CUSTOM SYSTEMS






FANCY SHAPE




OTHER CUSTOM SYSTEMS



OUTDOOR



MORE ACCESSORIES






Casacuberta Offices, Barcelona (Spain) | Francesc Rifé Studio | Photo: Javier Márquez

CEILING RECESSED

Black Foster ¹⁰ / Shot Light ²⁴ / Nano ³⁸
/ Lens Light ⁴² / Buddy ⁴⁴ / Swap ⁵⁴ /
Pointer ⁶⁵ / Lex ⁶⁶ / Duomo ⁷² / Puck
Recessed ⁷³ / Alaska Trimless ⁷⁴ /
Olympia ⁷⁶ / Deep ⁷⁷ / Drop ⁷⁸ / Stram ⁸⁰
/ Fox ⁸² / Mix ⁸³ / Madison ⁸⁴ / Quad ⁸⁵
/ Essentials ⁸⁶ / Twist ⁸⁹ / Orbital ⁹⁰ /
Wellit ⁹² / Hubble ⁹⁵ / Hidden ⁹⁶ /
Pop Up ⁹⁷ / Magnetic System ⁹⁸ /
Six Recessed ¹⁰⁶ / Fit Recessed ¹⁰⁸ /
Plus Recessed ¹⁰⁹ / Coco Recessed ¹¹⁰ /
Flip Recessed ¹¹³

Black Foster

Rubén Saldaña



		P	CCT	I	Flux	LOR
BLACK FOSTER MICRO Recessed 3	A414-10- 0- N W	4,2W	2700K	500mA	465 lm	87%
	A414-10- 1- N W	4,2W	3000K	500mA	480 lm	87%
	A414-10- 3- N W	4,2W	3500K	500mA	495 lm	87%
	A414-10- 2- N W	4,2W	4000K	500mA	510 lm	87%

220 V~ | IP20 | CRI>90 | L90B10 >60.000h


MacAdam Step 3 | OPTIONS* | INCL | 24 X 60 | UGR <19 | 37°



		P	CCT	I	Flux	LOR
BLACK FOSTER MICRO Recessed 5	A414-20- 0- N W	7W	2700K	500mA	775 lm	87%
	A414-20- 1- N W	7W	3000K	500mA	800 lm	87%
	A414-20- 3- N W	7W	3500K	500mA	825 lm	87%
	A414-20- 2- N W	7W	4000K	500mA	850 lm	87%

220 V~ | IP20 | CRI>90 | L90B10 >60.000h

MacAdam Step 3 | OPTIONS* | INCL | 24 X 96 | UGR <19 | 37°



		P	CCT	I	Flux	LOR
BLACK FOSTER MICRO Recessed 10	A414-50- 0- N W	14W	2700K	500mA	1550 lm	87%
	A414-50- 1- N W	14W	3000K	500mA	1600 lm	87%
	A414-50- 3- N W	14W	3500K	500mA	1650 lm	87%
	A414-50- 2- N W	14W	4000K	500mA	1700 lm	87%


220 V~ | IP20 | CRI>90 | L90B10 >60.000h

MacAdam Step 3 | OPTIONS* | INCL | 24 X 187 | UGR <19 | 37°

FINISHING	Body	Lampshade
N	N ■ N ■	N ■
W	W □ CR ■	CR ■

Ⓞ	OPTIONS*
1	No DIM
2	DIM DALI
3	DIM PUSH
5	DIM Phase Cut**

** NOT AVAILABLE FOR BLACK FOSTER MICRO RECESSED 3 | OTHER DIM OPTIONS PLEASE CONSULT




COLOUR | N ■ | W □ | MATERIAL | AL | ABS+PC | RAL ⓘ » 392

Ⓞ & Ⓜ » 370




Extended Family / Black Foster Surface_117 / Black Foster Suspension_189 / Black Foster Micro 24V_226 / Black Foster 48V_259 / Black Foster Custom System_300



		P	CCT	I	Flux	LOR
BLACK FOSTER MICRO Recessed 2x2	A414-30- 0- N W	5,6W	2700K	500mA	620 lm	87%
	A414-30- 1- N W	5,6W	3000K	500mA	640 lm	87%
	A414-30- 3- N W	5,6W	3500K	500mA	660 lm	87%
	A414-30- 2- N W	5,6W	4000K	500mA	680 lm	87%

220 V~ | IP20 | CRI>90 | L90B10 >60.000h

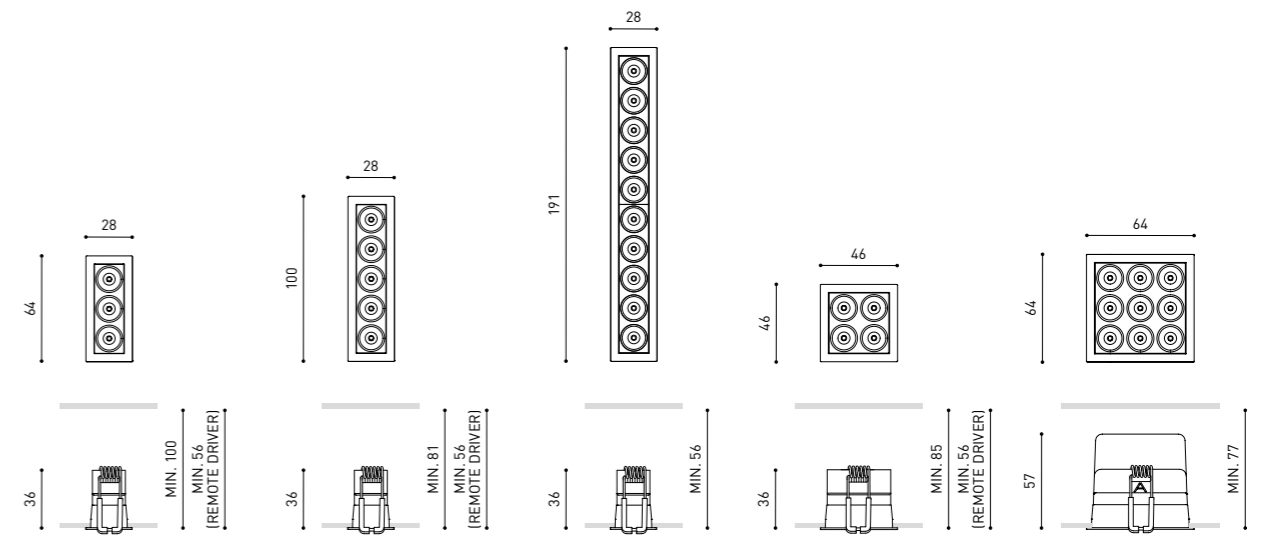
MacAdam Step 3 | OPTIONS* | INCL | 42 X 42 | UGR <19 | 37°



		P	CCT	I	Flux	LOR
BLACK FOSTER MICRO Recessed 3x3	A414-40- 0- N W	12,6W	2700K	500mA	1395 lm	87%
	A414-40- 1- N W	12,6W	3000K	500mA	1440 lm	87%
	A414-40- 3- N W	12,6W	3500K	500mA	1485 lm	87%
	A414-40- 2- N W	12,6W	4000K	500mA	1530 lm	87%

220 V~ | IP20 | CRI>90 | L90B10 >60.000h


MacAdam Step 3 | OPTIONS* | INCL | 60 X 60 | UGR <19 | 37°



COLOUR | N ■ | W □ | MATERIAL | AL | ABS+PC | RAL ⓘ » 392

Ⓞ & Ⓜ » 370





		P	CCT	Beam	I	Flux	LOR
BLACK FOSTER Recessed 1	A319-10- 00 -0- N WN NMG	2,1W	2700K	38°	700mA	190 lm	92%
	A319-10- 00 -1- N WN NMG	2,1W	3000K	38°	700mA	210 lm	92%
	A319-10- 00 -3- N WN NMG	2,1W	3500K	38°	700mA	230 lm	92%
	A319-10- 00 -2- N WN NMG	2,1W	4000K	38°	700mA	250 lm	92%
	A319-11- 00 -0- N WN NMG	2,1W	2700K	19°	700mA	190 lm	90%
	A319-11- 00 -1- N WN NMG	2,1W	3000K	19°	700mA	210 lm	90%
	A319-11- 00 -3- N WN NMG	2,1W	3500K	19°	700mA	230 lm	90%
	A319-11- 00 -2- N WN NMG	2,1W	4000K	19°	700mA	250 lm	90%
BLACK FOSTER Recessed 1 IP54	A546-10- 00 -0- N WN NMG W	2,1W	2700K	38°	700mA	190 lm	86%
	A546-10- 00 -1- N WN NMG W	2,1W	3000K	38°	700mA	210 lm	86%
	A546-10- 00 -3- N WN NMG W	2,1W	3500K	38°	700mA	230 lm	86%
	A546-10- 00 -2- N WN NMG W	2,1W	4000K	38°	700mA	250 lm	86%

220 V~ | IP20 | IP54 | CRI>90 | L90B10 >102.000h



		P	CCT	Beam	I	Flux	LOR
BLACK FOSTER Recessed 2	A319-20- 00 -0- N WN NMG	4,2W	2700K	38°	700mA	380 lm	92%
	A319-20- 00 -1- N WN NMG	4,2W	3000K	38°	700mA	420 lm	92%
	A319-20- 00 -3- N WN NMG	4,2W	3500K	38°	700mA	460 lm	92%
	A319-20- 00 -2- N WN NMG	4,2W	4000K	38°	700mA	500 lm	92%
	A319-21- 00 -0- N WN NMG	4,2W	2700K	19°	700mA	380 lm	90%
	A319-21- 00 -1- N WN NMG	4,2W	3000K	19°	700mA	420 lm	90%
	A319-21- 00 -3- N WN NMG	4,2W	3500K	19°	700mA	460 lm	90%
	A319-21- 00 -2- N WN NMG	4,2W	4000K	19°	700mA	500 lm	90%
BLACK FOSTER Recessed 2 IP54	A546-20- 00 -0- N WN NMG W	4,2W	2700K	38°	700mA	380 lm	86%
	A546-20- 00 -1- N WN NMG W	4,2W	3000K	38°	700mA	420 lm	86%
	A546-20- 00 -3- N WN NMG W	4,2W	3500K	38°	700mA	460 lm	86%
	A546-20- 00 -2- N WN NMG W	4,2W	4000K	38°	700mA	500 lm	86%

220 V~ | IP20 | IP54 | CRI>90 | L90B10 >102.000h



COLOUR | N ■ | W □ | WN □■ | NMG ■■ | MATERIAL | AL | ABS+PC | RAL ⓘ » 392


COLOURS MAY AFFECT THE LIGHTING PARAMETERS
"THE INVISIBLE BLACK" IS ONLY AVAILABLE FOR N, WN & NMG COLOURS

Ⓢ & Ⓣ » 370



		P	CCT	Beam	I	Flux	LOR
BLACK FOSTER Recessed 3	A319-30- 00 -0- N WN NMG	6,3W	2700K	38°	700mA	570 lm	92%
	A319-30- 00 -1- N WN NMG	6,3W	3000K	38°	700mA	630 lm	92%
	A319-30- 00 -3- N WN NMG	6,3W	3500K	38°	700mA	690 lm	92%
	A319-30- 00 -2- N WN NMG	6,3W	4000K	38°	700mA	750 lm	92%
	A319-31- 00 -0- N WN NMG	6,3W	2700K	19°	700mA	570 lm	90%
	A319-31- 00 -1- N WN NMG	6,3W	3000K	19°	700mA	630 lm	90%
	A319-31- 00 -3- N WN NMG	6,3W	3500K	19°	700mA	690 lm	90%
	A319-31- 00 -2- N WN NMG	6,3W	4000K	19°	700mA	750 lm	90%
	BLACK FOSTER Recessed 3 IP54	A546-30- 00 -0- N WN NMG W	6,3W	2700K	38°	700mA	570 lm
A546-30- 00 -1- N WN NMG W		6,3W	3000K	38°	700mA	630 lm	86%
A546-30- 00 -3- N WN NMG W		6,3W	3500K	38°	700mA	690 lm	86%
A546-30- 00 -2- N WN NMG W		6,3W	4000K	38°	700mA	750 lm	86%

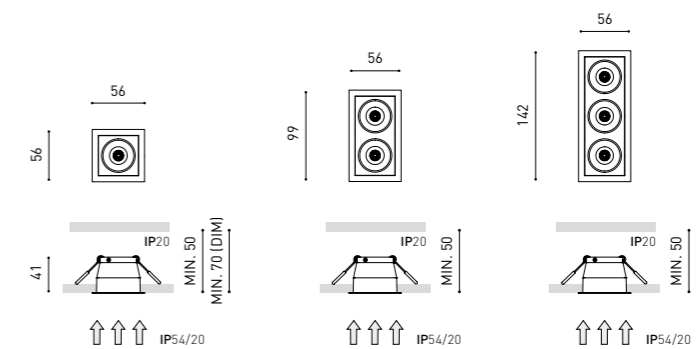
220 V~ | IP20 | IP54 | CRI>90 | L90B10 >102.000h



Ⓢ	*OPTIONS
1	No DIM
2	DIM Push
4	DIM DALI
5	DIM Phase Cut**

** NOT AVAILABLE FOR BLACK FOSTER RECESSED 1 | OTHER DIM OPTIONS PLEASE CONSULT

FINISHING	Body	Lampshade
N	N ■	N ■
WN	W □	N ■
NMG	N ■	MG ■
W	W □	W □



COLOUR | N ■ | W □ | WN □■ | NMG ■■ | MATERIAL | AL | ABS+PC | RAL ⓘ » 392


COLOURS MAY AFFECT THE LIGHTING PARAMETERS
"THE INVISIBLE BLACK" IS ONLY AVAILABLE FOR N, WN & NMG COLOURS

Ⓢ & Ⓣ » 370



		P	CCT	Beam	I	Flux	LOR
BLACK FOSTER Recessed 5	A319-40- 0-0- N WN NMG	10,5W	2700K	38°	700mA	950 lm	92%
	A319-40- 0-1- N WN NMG	10,5W	3000K	38°	700mA	1050 lm	92%
	A319-40- 0-3- N WN NMG	10,5W	3500K	38°	700mA	1150 lm	92%
	A319-40- 0-2- N WN NMG	10,5W	4000K	38°	700mA	1250 lm	92%
	A319-41- 0-0- N WN NMG	10,5W	2700K	19°	700mA	950 lm	90%
	A319-41- 0-1- N WN NMG	10,5W	3000K	19°	700mA	1050 lm	90%
	A319-41- 0-3- N WN NMG	10,5W	3500K	19°	700mA	1150 lm	90%
	A319-41- 0-2- N WN NMG	10,5W	4000K	19°	700mA	1250 lm	90%
BLACK FOSTER Recessed 5 IP54	A546-40- 0-0- N WN NMG W	10,5W	2700K	38°	700mA	950 lm	86%
	A546-40- 0-1- N WN NMG W	10,5W	3000K	38°	700mA	1050 lm	86%
	A546-40- 0-3- N WN NMG W	10,5W	3500K	38°	700mA	1150 lm	86%
	A546-40- 0-2- N WN NMG W	10,5W	4000K	38°	700mA	1250 lm	86%

220 V~ | IP20 | IP54 | CRI>90 | L90B10 >102.000h



		P	CCT	Beam	I	Flux	LOR
BLACK FOSTER Recessed 2x2	A319-50- 0-0- N WN	8,4W	2700K	38°	700mA	760 lm	92%
	A319-50- 0-1- N WN	8,4W	3000K	38°	700mA	840 lm	92%
	A319-50- 0-3- N WN	8,4W	3500K	38°	700mA	920 lm	92%
	A319-50- 0-2- N WN	8,4W	4000K	38°	700mA	1000 lm	92%
	A319-51- 0-0- N WN	8,4W	2700K	19°	700mA	760 lm	90%
	A319-51- 0-1- N WN	8,4W	3000K	19°	700mA	840 lm	90%
	A319-51- 0-3- N WN	8,4W	3500K	19°	700mA	920 lm	90%
	A319-51- 0-2- N WN	8,4W	4000K	19°	700mA	1000 lm	90%
BLACK FOSTER Recessed 2x2 IP54	A546-50- 0-0- N WN W	8,4W	2700K	38°	700mA	760 lm	86%
	A546-50- 0-1- N WN W	8,4W	3000K	38°	700mA	840 lm	86%
	A546-50- 0-3- N WN W	8,4W	3500K	38°	700mA	920 lm	86%
	A546-50- 0-2- N WN W	8,4W	4000K	38°	700mA	1000 lm	86%

220 V~ | IP20 | IP54 | CRI>90 | L90B10 >102.000h



COLOUR | N ■ | W □ | WN ■ | NMG ■ | MATERIAL | AL | ABS+PC | RAL ⓘ » 392

COLOURS MAY AFFECT THE LIGHTING PARAMETERS
"THE INVISIBLE BLACK" IS ONLY AVAILABLE FOR N, WN & NMG COLOURS
Ⓢ & Ⓢ » 370



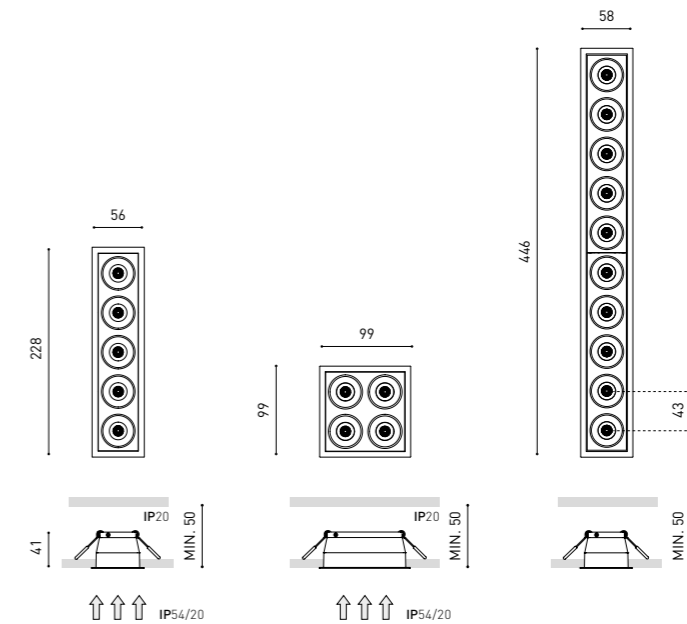
		P	CCT	Beam	I	Flux	LOR
BLACK FOSTER Recessed 10	A319-60- 0-0- NT WT NTMG WTW	21W	2700K	38°	700mA	1900 lm	92%
	A319-60- 0-1- NT WT NTMG WTW	21W	3000K	38°	700mA	2100 lm	92%
	A319-60- 0-3- NT WT NTMG WTW	21W	3500K	38°	700mA	2300 lm	92%
	A319-60- 0-2- NT WT NTMG WTW	21W	4000K	38°	700mA	2500 lm	92%
	A319-61- 0-0- NT WT NTMG	21W	2700K	19°	700mA	1900 lm	90%
	A319-61- 0-1- NT WT NTMG	21W	3000K	19°	700mA	2100 lm	90%
	A319-61- 0-3- NT WT NTMG	21W	3500K	19°	700mA	2300 lm	90%
	A319-61- 0-2- NT WT NTMG	21W	4000K	19°	700mA	2500 lm	90%

220 V~ | IP20 | CRI>90 | L90B10 >102.000h



0	*OPTIONS
1	No DIM
2	DIM Push
4	DIM DALI
5	DIM Phase Cut


FINISHING	Body	Lampshade
N	N ■	N ■
WN	W □	N ■
NMG	N ■	MG ■
W	W □	W □
NT	NT ■	N ■
WT	WT □	N ■
NTMG	NT ■	MG ■
WTW	WT □	W □



COLOUR | NT ■ | WT □ | NTMG ■ | WTW □ | MATERIAL | AL | ABS+PC | RAL ⓘ » 392

COLOURS MAY AFFECT THE LIGHTING PARAMETERS
"THE INVISIBLE BLACK" IS ONLY AVAILABLE FOR N, WN & NMG COLOURS
Ⓢ & Ⓢ » 370





	P	CCT	I	Flux	LOR	
BLACK FOSTER Asymmetric Recessed 2	A374-20- 0- N WN	4,2W	2700K	700mA	380 lm	90%
	A374-20- 1- N WN	4,2W	3000K	700mA	420 lm	90%
	A374-20- 3- N WN	4,2W	3500K	700mA	460 lm	90%
	A374-20- 2- N WN	4,2W	4000K	700mA	500 lm	90%

220 V~ | IP20 | CRI>90 | L90B10 > 102.000h

MacAdam Step 3 | OPTIONS* | INCL | 50 X 93 | 38°



	P	CCT	I	Flux	LOR	
BLACK FOSTER Asymmetric Recessed 3	A374-30- 0- N WN	6,3W	2700K	700mA	570 lm	90%
	A374-30- 1- N WN	6,3W	3000K	700mA	630 lm	90%
	A374-30- 3- N WN	6,3W	3500K	700mA	690 lm	90%
	A374-30- 2- N WN	6,3W	4000K	700mA	750 lm	90%

220 V~ | IP20 | CRI>90 | L90B10 > 102.000h

MacAdam Step 3 | OPTIONS* | INCL | 50 X 136 | 38°



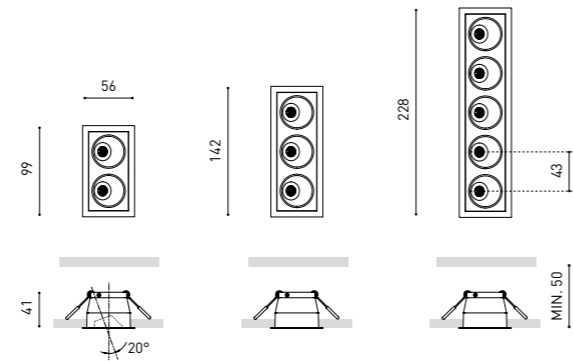
	P	CCT	I	Flux	LOR	
BLACK FOSTER Asymmetric Recessed 5	A374-40- 0- N WN	10,5W	2700K	700mA	950 lm	90%
	A374-40- 1- N WN	10,5W	3000K	700mA	1050 lm	90%
	A374-40- 3- N WN	10,5W	3500K	700mA	1150 lm	90%
	A374-40- 2- N WN	10,5W	4000K	700mA	1250 lm	90%

220 V~ | IP20 | CRI>90 | L90B10 > 102.000h

MacAdam Step 3 | OPTIONS* | INCL | 50 X 222 | 38°

- Ⓞ *OPTIONS
- | | |
|---|---------------|
| 1 | No DIM |
| 2 | DIM Push |
| 4 | DIM DALI |
| 5 | DIM Phase Cut |
- OTHER DIM OPTIONS PLEASE CONSULT

FINISHING	Body	Lampshade
N	N ■	N ■
WN	W □	N ■



COLOUR | N ■ | WN □ | MATERIAL | AL | ABS+PC | RAL ⓘ » 392

Ⓞ & ⓘ » 370



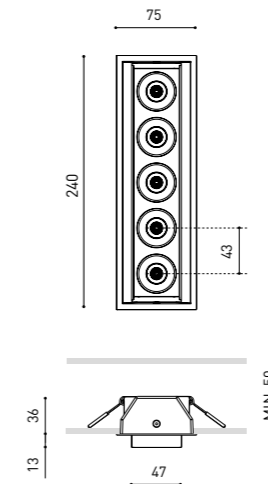

	P	CCT	Beam	I	Flux	LOR	
BLACK FOSTER Tilt 5	A479-40- 0- NT WT NTMG WTW	10,5W	2700K	38°	700mA	950 lm	92%
	A479-40- 1- NT WT NTMG WTW	10,5W	3000K	38°	700mA	1050 lm	92%
	A479-40- 3- NT WT NTMG WTW	10,5W	3500K	38°	700mA	1150 lm	92%
	A479-40- 2- NT WT NTMG WTW	10,5W	4000K	38°	700mA	1250 lm	92%
	A479-41- 0- NT WT NTMG	10,5W	2700K	19°	700mA	950 lm	90%
	A479-41- 1- NT WT NTMG	10,5W	3000K	19°	700mA	1050 lm	90%
	A479-41- 3- NT WT NTMG	10,5W	3500K	19°	700mA	1150 lm	90%
	A479-41- 2- NT WT NTMG	10,5W	4000K	19°	700mA	1250 lm	90%

220 V~ | IP20 | CRI>90 | L90B10 > 102.000h

MacAdam Step 3 | OPTIONS* | INCL | 70 X 235 | 30° | 38° / 19°

- Ⓞ *OPTIONS
- | | |
|---|---------------|
| 1 | No DIM |
| 2 | DIM DALI |
| 3 | DIM Push |
| 5 | DIM Phase Cut |
- OTHER DIM OPTIONS PLEASE CONSULT

FINISHING	Body	Tilt Profile	Lampshade
NT	NT ■	NT ■	N ■
WT	WT □	WT □	N ■
NTMG	NT ■	NT ■	MG ■
WTW	WT □	WT □	W □



COLOUR | NT ■ | WT □ | NTMG ■ | WTW □ | MATERIAL | AL | ABS+PC | RAL ⓘ » 392

COLOURS MAY AFFECT THE LIGHTING PARAMETERS "THE INVISIBLE BLACK" IS ONLY AVAILABLE FOR N, WT & NTMG COLOURS Ⓞ & ⓘ » 370



		P	CCT	Beam	I	Flux	LOR
BLACK FOSTER Trimless 2	A558-20- 0-0- N W NMG	4,2W	2700K	38°	700mA	380 lm	92%
	A558-20- 0-1- N W NMG	4,2W	3000K	38°	700mA	420 lm	92%
	A558-20- 0-3- N W NMG	4,2W	3500K	38°	700mA	460 lm	92%
	A558-20- 0-2- N W NMG	4,2W	4000K	38°	700mA	500 lm	92%
	A558-21- 0-0- N NMG	4,2W	2700K	19°	700mA	380 lm	90%
	A558-21- 0-1- N NMG	4,2W	3000K	19°	700mA	420 lm	90%
	A558-21- 0-3- N NMG	4,2W	3500K	19°	700mA	460 lm	90%
	A558-21- 0-2- N NMG	4,2W	4000K	19°	700mA	500 lm	90%



		P	CCT	Beam	I	Flux	LOR
BLACK FOSTER Trimless 3	A558-30- 0-0- N W NMG	6,3W	2700K	38°	700mA	570 lm	92%
	A558-30- 0-1- N W NMG	6,3W	3000K	38°	700mA	630 lm	92%
	A558-30- 0-3- N W NMG	6,3W	3500K	38°	700mA	690 lm	92%
	A558-30- 0-2- N W NMG	6,3W	4000K	38°	700mA	750 lm	92%
	A558-31- 0-0- N NMG	6,3W	2700K	19°	700mA	570 lm	90%
	A558-31- 0-1- N NMG	6,3W	3000K	19°	700mA	630 lm	90%
	A558-31- 0-3- N NMG	6,3W	3500K	19°	700mA	690 lm	90%
	A558-31- 0-2- N NMG	6,3W	4000K	19°	700mA	750 lm	90%



		P	CCT	Beam	I	Flux	LOR
BLACK FOSTER Trimless 5	A558-40- 0-0- N W NMG	10,5W	2700K	38°	700mA	950 lm	92%
	A558-40- 0-1- N W NMG	10,5W	3000K	38°	700mA	1050 lm	92%
	A558-40- 0-3- N W NMG	10,5W	3500K	38°	700mA	1150 lm	92%
	A558-40- 0-2- N W NMG	10,5W	4000K	38°	700mA	1250 lm	92%
	A558-41- 0-0- N NMG	10,5W	2700K	19°	700mA	950 lm	90%
	A558-41- 0-1- N NMG	10,5W	3000K	19°	700mA	1050 lm	90%
	A558-41- 0-3- N NMG	10,5W	3500K	19°	700mA	1150 lm	90%
	A558-41- 0-2- N NMG	10,5W	4000K	19°	700mA	1250 lm	90%



		P	CCT	Beam	I	Flux	LOR
BLACK FOSTER Trimless 10	A558-50- 0-0- N W NMG	21W	2700K	38°	700mA	1900 lm	92%
	A558-50- 0-1- N W NMG	21W	3000K	38°	700mA	2100 lm	92%
	A558-50- 0-3- N W NMG	21W	3500K	38°	700mA	2300 lm	92%
	A558-50- 0-2- N W NMG	21W	4000K	38°	700mA	2500 lm	92%
	A558-51- 0-0- N NMG	21W	2700K	19°	700mA	1900 lm	90%
	A558-51- 0-1- N NMG	21W	3000K	19°	700mA	2100 lm	90%
	A558-51- 0-3- N NMG	21W	3500K	19°	700mA	2300 lm	90%
	A558-51- 0-2- N NMG	21W	4000K	19°	700mA	2500 lm	90%



		P	CCT	Beam	I	Flux	LOR
BLACK FOSTER Trimless 15	A558-60- 0-0- N W NMG	31,5W	2700K	38°	700mA	2850 lm	92%
	A558-60- 0-1- N W NMG	31,5W	3000K	38°	700mA	3150 lm	92%
	A558-60- 0-3- N W NMG	31,5W	3500K	38°	700mA	3450 lm	92%
	A558-60- 0-2- N W NMG	31,5W	4000K	38°	700mA	3750 lm	92%
	A558-61- 0-0- N NMG	31,5W	2700K	19°	700mA	2850 lm	90%
	A558-61- 0-1- N NMG	31,5W	3000K	19°	700mA	3150 lm	90%
	A558-61- 0-3- N NMG	31,5W	3500K	19°	700mA	3450 lm	90%
	A558-61- 0-2- N NMG	31,5W	4000K	19°	700mA	3750 lm	90%

220 V~ | IP20 | CRI>90 | L90B10 >102.000h



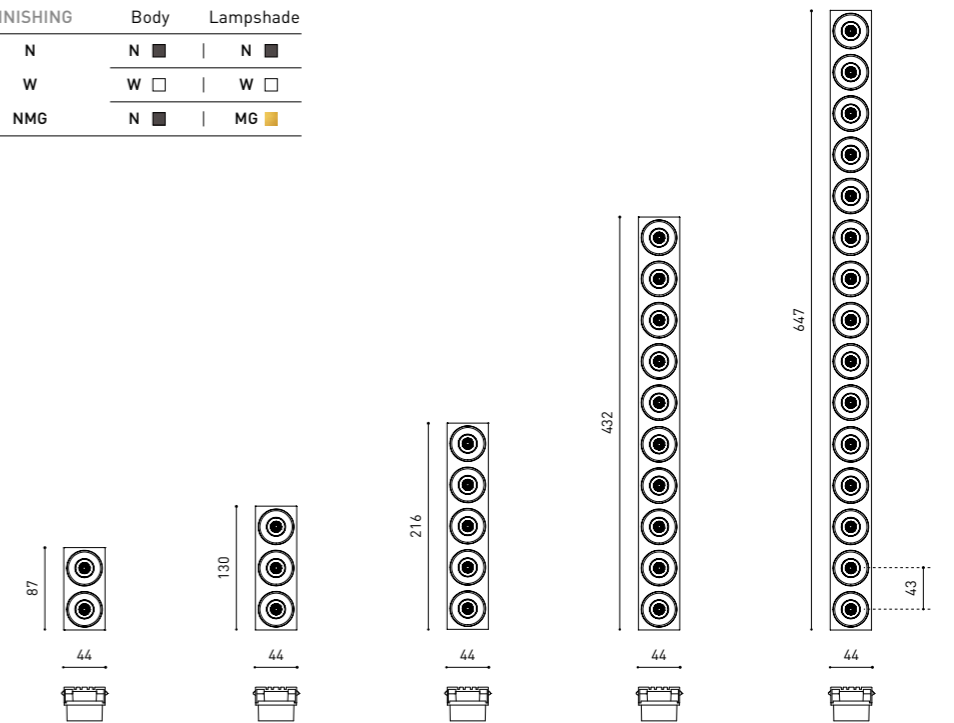

COLOUR | N ■ | W □ | NMG ■■ | MATERIAL | AL | ABS+PC | RAL ⓘ » 392

COLOURS MAY AFFECT THE LIGHTING PARAMETERS PLASTERBOARD CEILING, MANDATORY THICKNESS 12,5mm. ⓘ & ⓘ » 370

⊕	*OPTIONS
1	No DIM
2	DIM Push
4	DIM DALI
5	DIM Phase Cut***

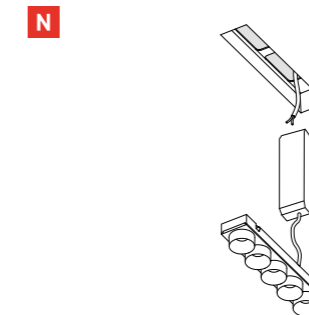
*** NOT AVAILABLE FOR BLACK FOSTER TRIMLESS 15 | OTHER DIM OPTIONS PLEASE CONSULT

FINISHING	Body	Lampshade
N	N ■	N ■
W	W □	W □
NMG	N ■	MG ■



EASY INSTALLATION

ACCESSIBLE DRIVER AFTER INSTALLATION



ACCESSORIES**

BLACK FOSTER Trimless 2 Accessory

A560-00-02- | W | N |

⊕ 49 X 93

BLACK FOSTER Trimless 3 Accessory

A560-00-03- | W | N |

⊕ 49 X 136

BLACK FOSTER Trimless 5 Accessory

A560-00-05- | W | N |

⊕ 49 X 222

BLACK FOSTER Trimless 10 Accessory

A560-00-10- | W | N |

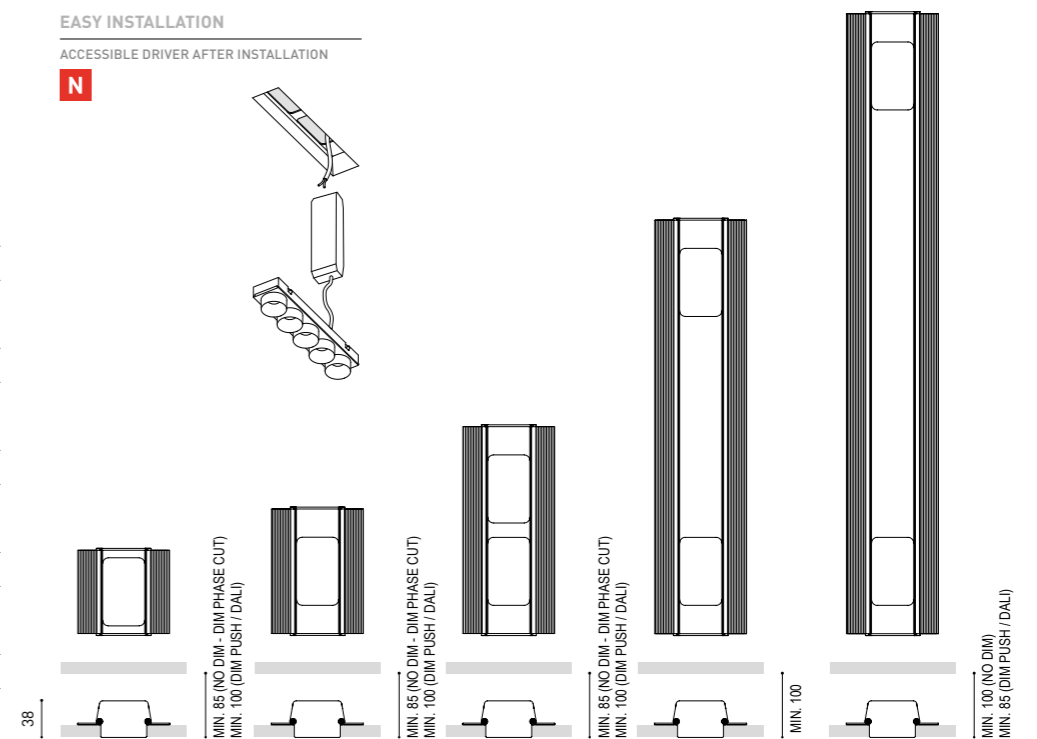
⊕ 49 X 438

BLACK FOSTER Trimless 15 Accessory

A560-00-15- | W | N |


⊕ 49 X 653

** MANDATORY FOR INSTALLATION



COLOUR | N ■ | W □ | NMG ■■ | MATERIAL | AL | ABS+PC | AL | RAL ⓘ » 392

COLOURS MAY AFFECT THE LIGHTING PARAMETERS PLASTERBOARD CEILING, MANDATORY THICKNESS 12,5mm. ⓘ & ⓘ » 370



	P	CCT	I	Flux	LOR	
BLACK FOSTER Asymmetric Trimless 2	A559-20- 0- N	4,2W	2700K	700mA	380 lm	90%
	A559-20- 1- N	4,2W	3000K	700mA	420 lm	90%
	A559-20- 3- N	4,2W	3500K	700mA	460 lm	90%
	A559-20- 2- N	4,2W	4000K	700mA	500 lm	90%

220 V~ | IP20 | CRI>90 | L90B10 >102.000h




	P	CCT	I	Flux	LOR	
BLACK FOSTER Asymmetric Trimless 3	A559-30- 0- N	6,3W	2700K	700mA	570 lm	90%
	A559-30- 1- N	6,3W	3000K	700mA	630 lm	90%
	A559-30- 3- N	6,3W	3500K	700mA	690 lm	90%
	A559-30- 2- N	6,3W	4000K	700mA	750 lm	90%

220 V~ | IP20 | CRI>90 | L90B10 >102.000h




	P	CCT	I	Flux	LOR	
BLACK FOSTER Asymmetric Trimless 5	A559-40- 0- N	10,5W	2700K	700mA	950 lm	90%
	A559-40- 1- N	10,5W	3000K	700mA	1050 lm	90%
	A559-40- 3- N	10,5W	3500K	700mA	1150 lm	90%
	A559-40- 2- N	10,5W	4000K	700mA	1250 lm	90%

220 V~ | IP20 | CRI>90 | L90B10 >102.000h



	P	CCT	I	Flux	LOR	
BLACK FOSTER Asymmetric Trimless 10	A559-50- 0- N	21W	2700K	700mA	1900 lm	90%
	A559-50- 1- N	21W	3000K	700mA	2100 lm	90%
	A559-50- 3- N	21W	3500K	700mA	2300 lm	90%
	A559-50- 2- N	21W	4000K	700mA	2500 lm	90%

220 V~ | IP20 | CRI>90 | L90B10 >102.000h



	P	CCT	I	Flux	LOR	
BLACK FOSTER Asymmetric Trimless 15	A559-60- 0- N	31,5W	2700K	700mA	2850 lm	90%
	A559-60- 1- N	31,5W	3000K	700mA	3150 lm	90%
	A559-60- 3- N	31,5W	3500K	700mA	3450 lm	90%
	A559-60- 2- N	31,5W	4000K	700mA	3750 lm	90%

220 V~ | IP20 | CRI>90 | L90B10 >102.000h



COLOUR | N ■ | MATERIAL | AL | ABS+PC |

RAL ⓘ » 392

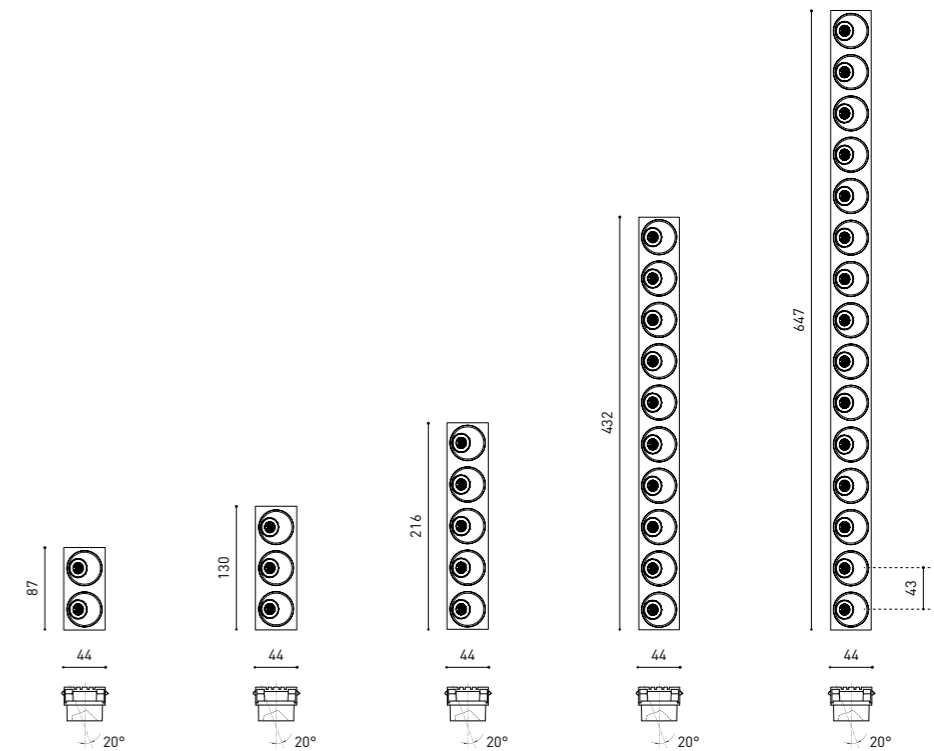
PLASTERBOARD CEILING, MANDATORY THICKNESS 12,5mm.

Ⓢ & Ⓜ » 370

Ⓢ *OPTIONS

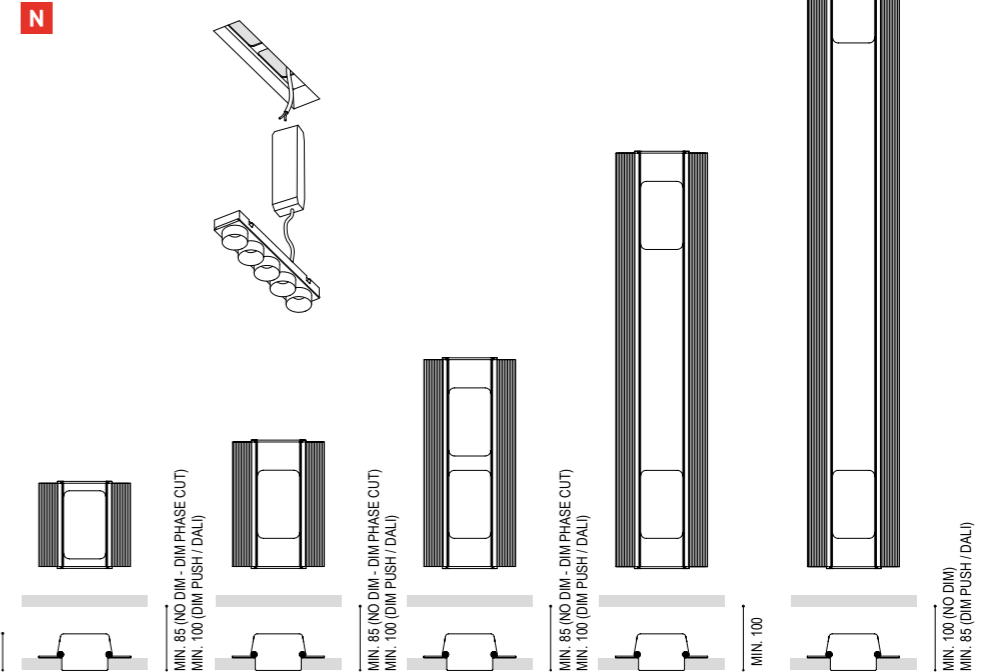
1	No DIM
2	DIM Push
4	DIM DALI
5	DIM Phase Cut***

*** NOT AVAILABLE FOR BLACK FOSTER TRIMLESS 15 | OTHER DIM OPTIONS PLEASE CONSULT



EASY INSTALLATION

ACCESSIBLE DRIVER AFTER INSTALLATION



ACCESSORIES**

BLACK FOSTER Trimless 2 Accessory

A560-00-02- | W | N |

Ⓢ 49 X 93

BLACK FOSTER Trimless 3 Accessory

A560-00-03- | W | N |

Ⓢ 49 X 136

BLACK FOSTER Trimless 5 Accessory

A560-00-05- | W | N |

Ⓢ 49 X 222

BLACK FOSTER Trimless 10 Accessory

A560-00-10- | W | N |

Ⓢ 49 X 438

BLACK FOSTER Trimless 15 Accessory

A560-00-15- | W | N |

Ⓢ 49 X 653

** MANDATORY FOR INSTALLATION


COLOUR | N ■ | W □ |

MATERIAL | AL | ABS+PC | AL |

RAL ⓘ » 392

PLASTERBOARD CEILING, MANDATORY THICKNESS 12,5mm.


Ⓢ & Ⓜ » 370



		P	CCT	Beam	I	Flux	LOR
BLACK FOSTER S Recessed 1	A484-1- 00 -00- N WN	6W	2700K	23°	500mA	580 lm	86%
	A484-1- 00 -01- N WN	6W	3000K	23°	500mA	610 lm	86%
	A484-1- 00 -02- N WN	6W	4000K	23°	500mA	650 lm	86%
	A484-1- 00 -10- N W WN	6W	2700K	39°	500mA	580 lm	87%
	A484-1- 00 -11- N W WN	6W	3000K	39°	500mA	610 lm	87%
	A484-1- 00 -12- N W WN	6W	4000K	39°	500mA	650 lm	87%

220 V~ | IP20 | CRI>90 | L80B10 >60.000h

MacAdam Step 2 | OPTIONS* | INCL | 70 X 70 | UGR <19 | 23° / 39°



		P	CCT	Beam	I	Flux	LOR
BLACK FOSTER S Recessed 2	A484-2- 00 -00- N WN	12W	2700K	23°	500mA	1160 lm	86%
	A484-2- 00 -01- N WN	12W	3000K	23°	500mA	1220 lm	86%
	A484-2- 00 -02- N WN	12W	4000K	23°	500mA	1300 lm	86%
	A484-2- 00 -10- N W WN	12W	2700K	39°	500mA	1160 lm	87%
	A484-2- 00 -11- N W WN	12W	3000K	39°	500mA	1220 lm	87%
	A484-2- 00 -12- N W WN	12W	4000K	39°	500mA	1300 lm	87%

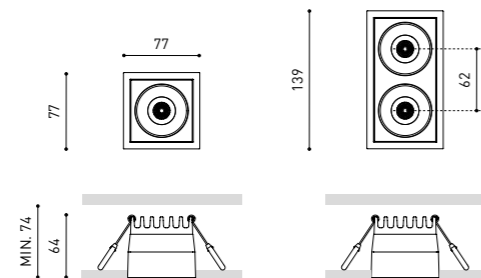
220 V~ | IP20 | CRI>90 | L80B10 >60.000h

MacAdam Step 2 | OPTIONS* | INCL | 70 X 132 | UGR <19 | 23° / 39°

⓪	*OPTIONS
1	No DIM
2	DIM DALI
3	DIM Push
5	DIM Phase Cut

OTHER DIM OPTIONS PLEASE CONSULT


FINISHING	Body	Lampshade
N	N ■	N ■
W	W □	W □
WN	W □	N ■



COLOUR | N ■ | W □ | WN ■ | MATERIAL | AL | ABS+PC | RAL ⓘ » 392

COLOURS MAY AFFECT THE LIGHTING PARAMETERS
"THE INVISIBLE BLACK" IS ONLY AVAILABLE FOR N & WN COLOURS


⓪ & ⓘ » 370



		P	CCT	Beam	I	Flux	LOR
BLACK FOSTER S Trimless 1	A485-1- 00 -00- N	6W	2700K	23°	500mA	580 lm	86%
	A485-1- 00 -01- N	6W	3000K	23°	500mA	610 lm	86%
	A485-1- 00 -02- N	6W	4000K	23°	500mA	650 lm	86%
	A485-1- 00 -10- N	6W	2700K	39°	500mA	580 lm	87%
	A485-1- 00 -11- N	6W	3000K	39°	500mA	610 lm	87%
	A485-1- 00 -12- N	6W	4000K	39°	500mA	650 lm	87%

220 V~ | IP20 | CRI>90 | L80B10 >60.000h


MacAdam Step 2 | OPTIONS* | INCL-REMOTE | 70 X 70 | UGR <19 | 23° / 39°



		P	CCT	Beam	I	Flux	LOR
BLACK FOSTER S Trimless 2	A485-2- 00 -00- N	12W	2700K	23°	500mA	1160 lm	86%
	A485-2- 00 -01- N	12W	3000K	23°	500mA	1220 lm	86%
	A485-2- 00 -02- N	12W	4000K	23°	500mA	1300 lm	86%
	A485-2- 00 -10- N	12W	2700K	39°	500mA	1160 lm	87%
	A485-2- 00 -11- N	12W	3000K	39°	500mA	1220 lm	87%
	A485-2- 00 -12- N	12W	4000K	39°	500mA	1300 lm	87%

220 V~ | IP20 | CRI>90 | L80B10 >60.000h

MacAdam Step 2 | OPTIONS* | INCL-REMOTE | 70 X 132 | UGR <19 | 23° / 39°



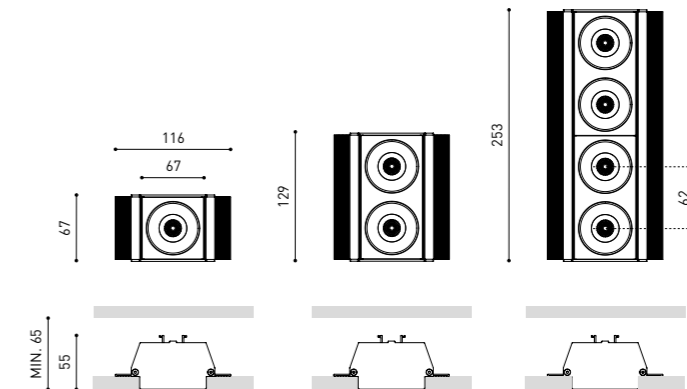
		P	CCT	Beam	I	Flux	LOR
BLACK FOSTER S Trimless 4	A485-4- 00 -00- N	24W	2700K	23°	500mA	2320 lm	86%
	A485-4- 00 -01- N	24W	3000K	23°	500mA	2440 lm	86%
	A485-4- 00 -02- N	24W	4000K	23°	500mA	2600 lm	86%
	A485-4- 00 -10- N	24W	2700K	39°	500mA	2320 lm	87%
	A485-4- 00 -11- N	24W	3000K	39°	500mA	2440 lm	87%
	A485-4- 00 -12- N	24W	4000K	39°	500mA	2600 lm	87%

220 V~ | IP20 | CRI>90 | L80B10 >60.000h

MacAdam Step 2 | OPTIONS* | INCL-REMOTE | 70 X 256 | UGR <19 | 23° / 39°

⓪	*OPTIONS
1	No DIM
2	DIM DALI
3	DIM Push
5	DIM Phase Cut**

** NOT AVAILABLE FOR BLACK FOSTER S TRIMLESS 4 | OTHER DIM OPTIONS PLEASE CONSULT



COLOUR | N ■ | MATERIAL | AL | ABS+PC | RAL ⓘ » 392

PLASTERBOARD CEILING, MANDATORY THICKNESS 12,5mm.

⓪ & ⓘ » 370



Shot Light

Rubén Saldaña


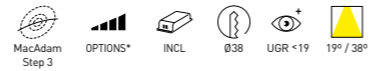


Extended Family / Shot Light Surface_122



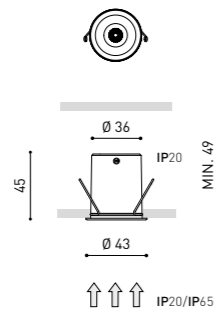
	P	CCT	Beam	I	Flux	LOR
SHOT LIGHT						
A268-01-10- N NMG WMG	2,1W	2700K	19°	700mA	190 lm	90%
A268-01-11- N NMG WMG	2,1W	3000K	19°	700mA	210 lm	90%
A268-01-13- N NMG WMG	2,1W	3500K	19°	700mA	230 lm	90%
A268-01-12- N NMG WMG	2,1W	4000K	19°	700mA	250 lm	90%
A268-01-20- N NMG WMG	2,1W	2700K	38°	700mA	190 lm	92%
A268-01-21- N NMG WMG	2,1W	3000K	38°	700mA	210 lm	92%
A268-01-23- N NMG WMG	2,1W	3500K	38°	700mA	230 lm	92%
A268-01-22- N NMG WMG	2,1W	4000K	38°	700mA	250 lm	92%

220 V~ | IP20 | CRI>90 | L90B10 >102.000h



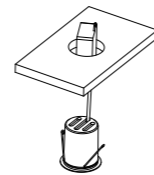
	P	CCT	Beam	I	Flux	LOR
SHOT LIGHT						
A268-02-20- N W NMG WMG	2,1W	2700K	38°	700mA	190 lm	86%
A268-02-21- N W NMG WMG	2,1W	3000K	38°	700mA	210 lm	86%
A268-02-23- N W NMG WMG	2,1W	3500K	38°	700mA	230 lm	86%
A268-02-22- N W NMG WMG	2,1W	4000K	38°	700mA	250 lm	86%

220 V~ | IP65 | CRI>90 | L90B10 >102.000h



EASY INSTALLATION

DRIVER FITS INTO CUT-OUT DIAMETER



COLOUR | N ■ | NMG ■ | WMG □ | MATERIAL | AL | ABS+PC |


RAL ⓘ » 392

* DIM OPTIONS PLEASE CONSULT | COLOURS MAY AFFECT THE LIGHTING PARAMETERS
"THE INVISIBLE BLACK" IS ONLY AVAILABLE FOR N, NMG & WMG COLOURS

📶 & 📶 » 370



Profusa, Murcia (Spain) | Srta. Rottmeier



		P	CCT	Beam	I	Flux	LOR
SHOT LIGHT Trimless	A269-01-10- N NMG	2,1W	2700K	19°	700mA	190 lm	90%
	A269-01-11- N NMG	2,1W	3000K	19°	700mA	210 lm	90%
	A269-01-13- N NMG	2,1W	3500K	19°	700mA	230 lm	90%
	A269-01-12- N NMG	2,1W	4000K	19°	700mA	250 lm	90%
	A269-01-20- N W NMG	2,1W	2700K	38°	700mA	190 lm	92%
	A269-01-21- N W NMG	2,1W	3000K	38°	700mA	210 lm	92%
SHOT LIGHT Trimless IP54	A269-01-23- N W NMG	2,1W	3500K	38°	700mA	230 lm	92%
	A269-01-22- N W NMG	2,1W	4000K	38°	700mA	250 lm	92%
	A269-02-20- N W NMG	2,1W	2700K	38°	700mA	190 lm	86%
	A269-02-21- N W NMG	2,1W	3000K	38°	700mA	210 lm	86%
SHOT LIGHT Trimless IP54	A269-02-23- N W NMG	2,1W	3500K	38°	700mA	230 lm	86%
	A269-02-22- N W NMG	2,1W	4000K	38°	700mA	250 lm	86%

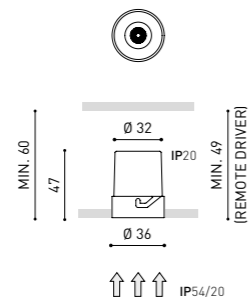
220 V~ | IP20 | CRI>90 | L90B10 >102.000h

MacAdam Step 3 | EXCL** | OPTIONS* | INCL | Ø43 | UGR <19 | 19° / 38°

		P	CCT	Beam	I	Flux	LOR
SHOT LIGHT Trimless IP54	A269-02-20- N W NMG	2,1W	2700K	38°	700mA	190 lm	86%
	A269-02-21- N W NMG	2,1W	3000K	38°	700mA	210 lm	86%
	A269-02-23- N W NMG	2,1W	3500K	38°	700mA	230 lm	86%
SHOT LIGHT Trimless IP54	A269-02-22- N W NMG	2,1W	4000K	38°	700mA	250 lm	86%

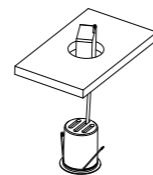
220 V~ | IP54 | CRI>90 | L90B10 >102.000h

MacAdam Step 3 | EXCL** | OPTIONS* | INCL | Ø43 | UGR <19 | 38°



EASY INSTALLATION

DRIVER FITS INTO CUT-OUT DIAMETER



COLOUR | N ■ | W □ | NMG ■ ■ | MATERIAL | AL | ABS+PC | RAL ⓘ » 392

* DIM OPTIONS PLEASE CONSULT | COLOURS MAY AFFECT THE LIGHTING PARAMETERS

"THE INVISIBLE BLACK" IS ONLY AVAILABLE FOR N & NMG COLOURS

Ⓢ & Ⓢ » 370

ACCESSORIES**

MANDATORY FOR TRIMLESS INSTALLATION


SHOT LIGHT Trimless Accessory

A269-00-00




SHOT LIGHT Trimless Accessory 2

A269-00-01



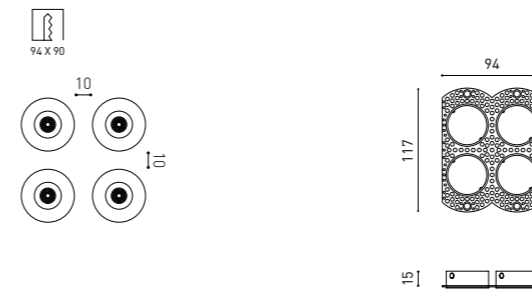
SHOT LIGHT Trimless Accessory 3

A269-00-02



SHOT LIGHT Trimless Accessory 2x2

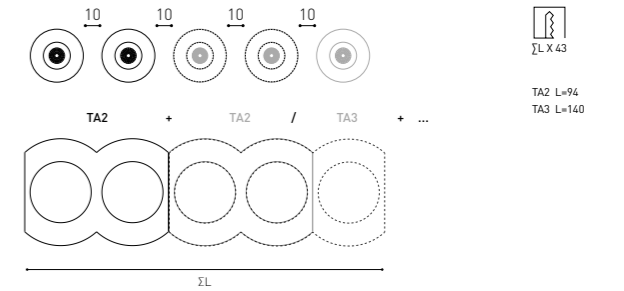
A269-00-03



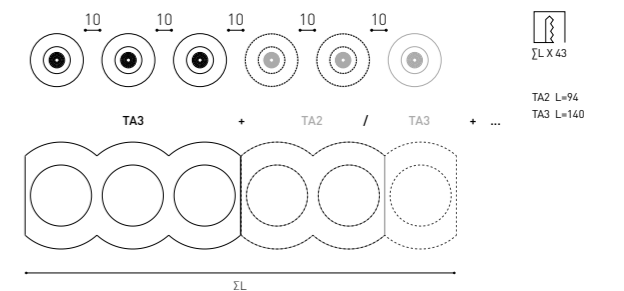
CUSTOM LAYOUT EXAMPLES

FOR EQUIDISTANT COMPOSITIONS

Trimless Accessory 2 + Trimless Accessory 2 / Trimless Accessory 3

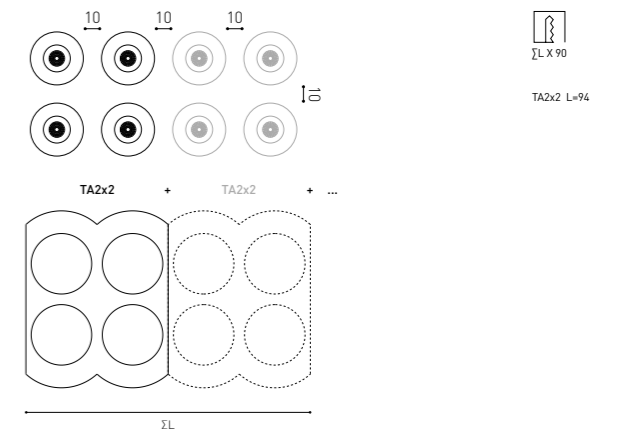


Trimless Accessory 3 + Trimless Accessory 2 / Trimless Accessory 3



Trimless Accessory 2x2 + Trimless Accessory 2x2


THE "TA2X2" FRAME IS ONLY COMPATIBLE WITH FURTHER "TA2X2" FRAMES



OPTIONAL ACCESSORY

TRIMLESS TOOL D43 X D70MM

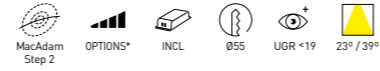
A478-00-02





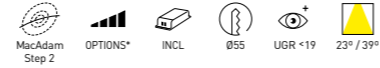
	P	CCT	Beam	I	Flux	LOR
SHOT LIGHT S						
A462-0-00-00 N NMG WMG	6W	2700K	23°	500mA	580 lm	86%
A462-0-00-01 N NMG WMG	6W	3000K	23°	500mA	610 lm	86%
A462-0-00-03 N NMG WMG	6W	3500K	23°	500mA	630 lm	86%
A462-0-00-02 N NMG WMG	6W	4000K	23°	500mA	650 lm	86%
A462-0-00-10 N NMG WMG	6W	2700K	39°	500mA	580 lm	87%
A462-0-00-11 N NMG WMG	6W	3000K	39°	500mA	610 lm	87%
A462-0-00-13 N NMG WMG	6W	3500K	39°	500mA	630 lm	87%
A462-0-00-12 N NMG WMG	6W	4000K	39°	500mA	650 lm	87%

220-240 V~ | IP20 | CRI>90 | L80B10 >60.000h



	P	CCT	Beam	I	Flux	LOR
SHOT LIGHT S IP65						
A462-1-00-10 N W NMG WMG	6W	2700K	34°	500mA	580 lm	78%
A462-1-00-11 N W NMG WMG	6W	3000K	34°	500mA	610 lm	78%
A462-1-00-13 N W NMG WMG	6W	3500K	34°	500mA	630 lm	78%
A462-1-00-12 N W NMG WMG	6W	4000K	34°	500mA	650 lm	78%

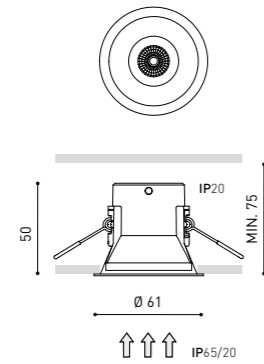
220-240 V~ | IP65 | CRI>90 | L80B10 >60.000h




Ⓞ *OPTIONS

1	No DIM
2	DIM DALI
3	DIM Push
5	DIM Phase Cut

OTHER DIM OPTIONS PLEASE CONSULT



COLOUR | N ■ | W □ | NMG ■ | WMG □ | MATERIAL | AL | ABS+PC | RAL ⓘ » 392
 COLOURS MAY AFFECT THE LIGHTING PARAMETERS
 "THE INVISIBLE BLACK" IS ONLY AVAILABLE FOR N, NMG & WMG COLOURS
 ⓘ & ⓘ » 370



	P	CCT	Beam	I	Flux	LOR
SHOT LIGHT S Trimless						
A463-0-00-00 N NMG	6W	2700K	23°	500mA	580 lm	86%
A463-0-00-01 N NMG	6W	3000K	23°	500mA	610 lm	86%
A463-0-00-03 N NMG	6W	3500K	23°	500mA	630 lm	86%
A463-0-00-02 N NMG	6W	4000K	23°	500mA	650 lm	86%
A463-0-00-10 N W NMG	6W	2700K	39°	500mA	580 lm	87%
A463-0-00-11 N W NMG	6W	3000K	39°	500mA	610 lm	87%
A463-0-00-13 N W NMG	6W	3500K	39°	500mA	630 lm	87%
A463-0-00-12 N W NMG	6W	4000K	39°	500mA	650 lm	87%

220-240 V~ | IP20 | CRI>90 | L80B10 >60.000h



	P	CCT	Beam	I	Flux	LOR
SHOT LIGHT S Trimless IP54						
A463-1-00-10 N W NMG	6W	2700K	34°	500mA	580 lm	78%
A463-1-00-11 N W NMG	6W	3000K	34°	500mA	610 lm	78%
A463-1-00-13 N W NMG	6W	3500K	34°	500mA	630 lm	78%
A463-1-00-12 N W NMG	6W	4000K	34°	500mA	650 lm	78%

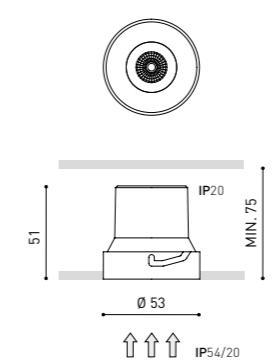
220-240 V~ | IP54 | CRI>90 | L80B10 >60.000h



Ⓞ *OPTIONS

1	No DIM
2	DIM DALI
3	DIM Push
5	DIM Phase Cut

OTHER DIM OPTIONS PLEASE CONSULT

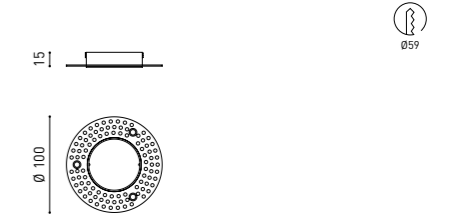


COLOUR | N ■ | W □ | NMG ■ | MATERIAL | AL | ABS+PC | RAL ⓘ » 392
 COLOURS MAY AFFECT THE LIGHTING PARAMETERS
 "THE INVISIBLE BLACK" IS ONLY AVAILABLE FOR N & NMG COLOURS
 ⓘ & ⓘ » 370

ACCESSORY

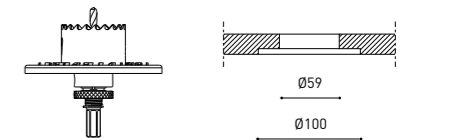
SHOT LIGHT S Trimless Accessory A463-00-00**


** MANDATORY FOR INSTALLATION



OPTIONAL ACCESSORY

TRIMLESS TOOL D59 X D100mm A478-00-03





	P	CCT	Beam	I	Flux	LOR	
SHOT LIGHT S Semi Recessed	A495-0- ① -00- WT NT BG CR NTMG	6W	2700K	23°	500mA	580 lm	86%
	A495-0- ① -01- WT NT BG CR NTMG	6W	3000K	23°	500mA	610 lm	86%
	A495-0- ① -03- WT NT BG CR NTMG	6W	3500K	23°	500mA	630 lm	86%
	A495-0- ① -02- WT NT BG CR NTMG	6W	4000K	23°	500mA	650 lm	86%
	A495-0- ① -10- WT NT BG CR NTMG WTW	6W	2700K	39°	500mA	580 lm	87%
	A495-0- ① -11- WT NT BG CR NTMG WTW	6W	3000K	39°	500mA	610 lm	87%
	A495-0- ① -13- WT NT BG CR NTMG WTW	6W	3500K	39°	500mA	630 lm	87%
	A495-0- ① -12- WT NT BG CR NTMG WTW	6W	4000K	39°	500mA	650 lm	87%

220 V~ | IP20 | CRI>90 | L80B10 >60.000h


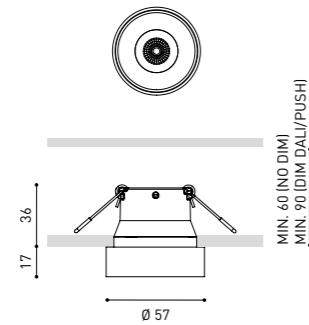


① *OPTIONS

1	No DIM
2	DIM DALI
3	DIM Push
5	DIM Phase Cut

OTHER DIM OPTIONS PLEASE CONSULT

FINISHING	Body	Lampshade
WT	WT □ N ■	
NT	NT ■ N ■	
BG	BG ■ N ■	
CR	CR ■ N ■	
NTMG	NT ■ MG ■	
WTW	WT □ W □	



	P	CCT	Beam	I	Flux	LOR	
SHOT LIGHT S Flex	A477-0- ① -00- WT NT NTMG	6W	2700K	23°	500mA	620 lm	86%
	A477-0- ① -01- WT NT NTMG	6W	3000K	23°	500mA	650 lm	86%
	A477-0- ① -03- WT NT NTMG	6W	3500K	23°	500mA	680 lm	86%
	A477-0- ① -02- WT NT NTMG	6W	4000K	23°	500mA	690 lm	86%
	A477-0- ① -10- WT NT NTMG	6W	2700K	34°	500mA	620 lm	78%
	A477-0- ① -11- WT NT NTMG	6W	3000K	34°	500mA	650 lm	78%
	A477-0- ① -13- WT NT NTMG	6W	3500K	34°	500mA	680 lm	78%
	A477-0- ① -12- WT NT NTMG	6W	4000K	34°	500mA	690 lm	78%

220 V~ | IP20 | CRI>90 | L80B10 >60.000h



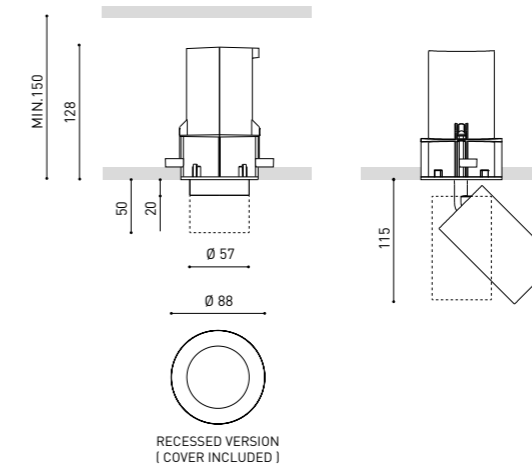

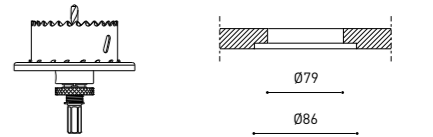
① *OPTIONS

1	No DIM
2	DIM DALI
3	DIM Push
5	DIM Phase Cut

OTHER DIM OPTIONS PLEASE CONSULT

FINISHING**	Body	Lampshade
WT	WT □ N ■	
NT	NT ■ N ■	
NTMG	NT ■ MG ■	

OPTIONAL ACCESSORY
TRIMLESS TOOL D79 X D86mm A478-00-04



COLOUR | WT □ | NT ■ | BG ■ | CR ■ | NTMG ■ | WTW □ | MATERIAL | AL | ABS+PC | RAL ⓘ » 392

COLOURS MAY AFFECT THE LIGHTING PARAMETERS
"THE INVISIBLE BLACK" IS ONLY AVAILABLE FOR WT, NT, BG, CR & NTMG COLOURS

Ⓢ & ⓘ » 370

COLOUR | WT □ | NT ■ | NTMG ■ | MATERIAL | AL | ABS+PC | RAL ⓘ » 392

** OTHER FINISHING COMBINATION PLEASE CONSULT

Ⓢ & ⓘ » 370



			P	CCT	I	Flux	LOR
SHOT LIGHT M 1	A297-01-10-	N W NMG WMG	5W	2700K	150mA	675 lm	86%
	A297-01-11-	N W NMG WMG	5W	3000K	150mA	700 lm	86%
	A297-01-13-	N W NMG WMG	5W	3500K	150mA	705 lm	86%
	A297-01-12-	N W NMG WMG	5W	4000K	150mA	710 lm	86%
SHOT LIGHT M 2	A297-02- 0-0-	N W NMG WMG	6,5W	2700K	200mA	910 lm	86%
	A297-02- 0-1-	N W NMG WMG	6,5W	3000K	200mA	940 lm	86%
	A297-02- 0-3-	N W NMG WMG	6,5W	3500K	200mA	955 lm	86%
	A297-02- 0-2-	N W NMG WMG	6,5W	4000K	200mA	960 lm	86%
SHOT LIGHT M 3	A297-03- 0-0-	N W NMG WMG	10,3W	2700K	300mA	1230 lm	86%
	A297-03- 0-1-	N W NMG WMG	10,3W	3000K	300mA	1280 lm	86%
	A297-03- 0-3-	N W NMG WMG	10,3W	3500K	300mA	1290 lm	86%
	A297-03- 0-2-	N W NMG WMG	10,3W	4000K	300mA	1300 lm	86%

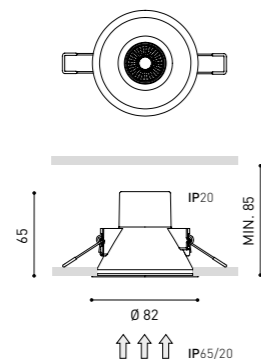
220 V~ | IP20 | CRI>90 | L90B10 >55.000h

MacAdam Step 2 | OPTIONS* | INCL | Ø75 | UGR <19 | 38°

			P	CCT	I	Flux	LOR
SHOT LIGHT M IP65 1	A297-21-10-	N W	5W	2700K	150mA	675 lm	78%
	A297-21-11-	N W	5W	3000K	150mA	700 lm	78%
	A297-21-13-	N W	5W	3500K	150mA	705 lm	78%
	A297-21-12-	N W	5W	4000K	150mA	710 lm	78%
SHOT LIGHT M IP65 2	A297-22- 0-0-	N W	6,5W	2700K	200mA	910 lm	78%
	A297-22- 0-1-	N W	6,5W	3000K	200mA	940 lm	78%
	A297-22- 0-3-	N W	6,5W	3500K	200mA	955 lm	78%
	A297-22- 0-2-	N W	6,5W	4000K	200mA	960 lm	78%
SHOT LIGHT M IP65 3	A297-23- 0-0-	N W	10,3W	2700K	300mA	1230 lm	78%
	A297-23- 0-1-	N W	10,3W	3000K	300mA	1280 lm	78%
	A297-23- 0-3-	N W	10,3W	3500K	300mA	1290 lm	78%
	A297-23- 0-2-	N W	10,3W	4000K	300mA	1300 lm	78%

220 V~ | IP65 | CRI>90 | L90B10 >55.000h

MacAdam Step 2 | OPTIONS* | INCL | Ø75 | UGR <19 | 37°



- ⊙ *OPTIONS
- 1 No DIM
 - 3 DIM DALI | Push
 - 5 DIM Phase Cut
- OTHER DIM OPTIONS PLEASE CONSULT


OPTIONAL ACCESSORY

SHOT LIGHT M High Chromatic LED ⓘ » 361

NOT SOLD SEPARATELY | AFFECTS THE LIGHTING PARAMETERS

COLOUR | N ■ | W □ | NMG ■ | WMG □ | MATERIAL | AL | ABS+PC | RAL ⓘ » 392

COLOURS MAY AFFECT THE LIGHTING PARAMETERS "THE INVISIBLE BLACK" IS ONLY AVAILABLE FOR N, NMG & WMG COLOURS



			P	CCT	I	Flux	LOR
SHOT LIGHT M 1 Trimless	A298-01-10-	N W NMG	5W	2700K	150mA	675 lm	86%
	A298-01-11-	N W NMG	5W	3000K	150mA	700 lm	86%
	A298-01-13-	N W NMG	5W	3500K	150mA	705 lm	86%
	A298-01-12-	N W NMG	5W	4000K	150mA	710 lm	86%
SHOT LIGHT M 2 Trimless	A298-02- 0-0-	N W NMG	6,5W	2700K	200mA	910 lm	86%
	A298-02- 0-1-	N W NMG	6,5W	3000K	200mA	940 lm	86%
	A298-02- 0-3-	N W NMG	6,5W	3500K	200mA	955 lm	86%
	A298-02- 0-2-	N W NMG	6,5W	4000K	200mA	960 lm	86%
SHOT LIGHT M 3 Trimless	A298-03- 0-0-	N W NMG	10,3W	2700K	300mA	1230 lm	86%
	A298-03- 0-1-	N W NMG	10,3W	3000K	300mA	1280 lm	86%
	A298-03- 0-3-	N W NMG	10,3W	3500K	300mA	1290 lm	86%
	A298-03- 0-2-	N W NMG	10,3W	4000K	300mA	1300 lm	86%

220 V~ | IP20 | CRI>90 | L90B10 >55.000h

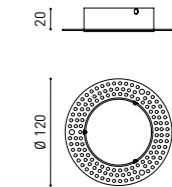
MacAdam Step 2 | OPTIONS* | EXCL** | INCL | Ø79 | UGR <19 | 38°

- ⊙ *OPTIONS
- 1 No DIM
 - 3 DIM DALI | Push
 - 5 DIM Phase Cut
- OTHER DIM OPTIONS PLEASE CONSULT

ACCESSORY

SHOT LIGHT M Trimless Accessory** A298-00-00

** MANDATORY FOR INSTALLATION

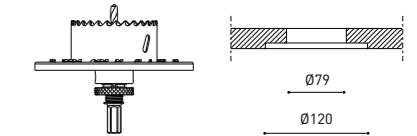
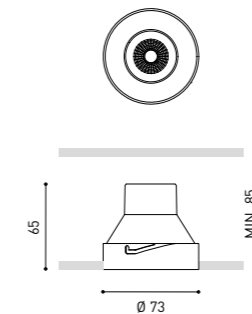


OPTIONAL ACCESSORIES

SHOT LIGHT M High Chromatic LED ⓘ » 361

NOT SOLD SEPARATELY | AFFECTS THE LIGHTING PARAMETERS


TRIMLESS TOOL D79 X D120mm A478-00-05



COLOUR | N ■ | W □ | NMG ■ | MATERIAL | AL | ABS+PC | RAL ⓘ » 392

COLOURS MAY AFFECT THE LIGHTING PARAMETERS "THE INVISIBLE BLACK" IS ONLY AVAILABLE FOR N & NMG COLOURS





				P	CCT	I	Flux	LOR
SHOT LIGHT M 1 Asymmetric	A297-11-10-	N W		5W	2700K	150mA	675 lm	83%
	A297-11-11-	N W		5W	3000K	150mA	700 lm	83%
	A297-11-13-	N W		5W	3500K	150mA	705 lm	83%
	A297-11-12-	N W		5W	4000K	150mA	710 lm	83%
SHOT LIGHT M 2 Asymmetric	A297-12- 0-0-	N W		6,5W	2700K	200mA	910 lm	83%
	A297-12- 0-1-	N W		6,5W	3000K	200mA	940 lm	83%
	A297-12- 0-3-	N W		6,5W	3500K	200mA	955 lm	83%
	A297-12- 0-2-	N W		6,5W	4000K	200mA	960 lm	83%
SHOT LIGHT M 3 Asymmetric	A297-13- 0-0-	N W		10,3W	2700K	300mA	1230 lm	83%
	A297-13- 0-1-	N W		10,3W	3000K	300mA	1280 lm	83%
	A297-13- 0-3-	N W		10,3W	3500K	300mA	1290 lm	83%
	A297-13- 0-2-	N W		10,3W	4000K	300mA	1300 lm	83%

220 V~ | 240 | IP20 | CRI>90 | L90B10 >55.000h

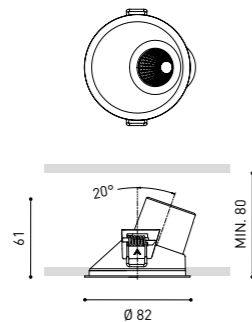


Ⓞ *OPTIONS

1	No DIM
3	DIM DALI Push
5	DIM Phase Cut

OTHER DIM OPTIONS PLEASE CONSULT

SHOT LIGHT ASYMMETRIC




Ⓞ *OPTIONS

1	No DIM
3	DIM DALI Push
5	DIM Phase Cut

OTHER DIM OPTIONS PLEASE CONSULT

OPTIONAL ACCESSORY
SHOT LIGHT M High Chromatic LED ⓘ » 361
 NOT SOLD SEPARATELY | AFFECTS THE LIGHTING PARAMETERS

COLOUR | N ■ | W □ | MATERIAL | AL | ABS+PC | RAL ⓘ » 392
 COLOURS MAY AFFECT THE LIGHTING PARAMETERS
 "THE INVISIBLE BLACK" IS ONLY AVAILABLE FOR N COLOUR ⓘ & ⓘ » 370



				P	CCT	I	Flux	LOR
SHOT LIGHT M 1 Asymmetric Trimless	A298-11-10-	N W		5W	2700K	150mA	675 lm	83%
	A298-11-11-	N W		5W	3000K	150mA	700 lm	83%
	A298-11-13-	N W		5W	3500K	150mA	705 lm	83%
	A298-11-12-	N W		5W	4000K	150mA	710 lm	83%
SHOT LIGHT M 2 Asymmetric Trimless	A298-12- 0-0-	N W		6,5W	2700K	200mA	910 lm	83%
	A298-12- 0-1-	N W		6,5W	3000K	200mA	940 lm	83%
	A298-12- 0-3-	N W		6,5W	3500K	200mA	955 lm	83%
	A298-12- 0-2-	N W		6,5W	4000K	200mA	960 lm	83%
SHOT LIGHT M 3 Asymmetric Trimless	A298-13- 0-0-	N W		10,3W	2700K	300mA	1230 lm	83%
	A298-13- 0-1-	N W		10,3W	3000K	300mA	1280 lm	83%
	A298-13- 0-3-	N W		10,3W	3500K	300mA	1290 lm	83%
	A298-13- 0-2-	N W		10,3W	4000K	300mA	1300 lm	83%

220 V~ | 240 | IP20 | CRI>90 | L90B10 >55.000h



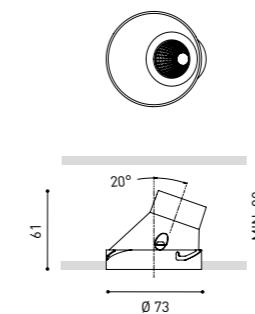
Ⓞ *OPTIONS

1	No DIM
3	DIM DALI Push
5	DIM Phase Cut

OTHER DIM OPTIONS PLEASE CONSULT

ACCESSORY
SHOT LIGHT M Asymmetric Trimless Accessory**
A298-10-00
 ** MANDATORY FOR INSTALLATION ⓘ ⓘ

SHOT LIGHT ASYMMETRIC TRIMLESS



OPTIONAL ACCESSORIES
SHOT LIGHT M High Chromatic LED ⓘ » 361
 NOT SOLD SEPARATELY | AFFECTS THE LIGHTING PARAMETERS

TRIMLESS TOOL D79 X D120mm A478-00-05

COLOUR | N ■ | W □ | MATERIAL | AL | ABS+PC | RAL ⓘ » 392
 COLOURS MAY AFFECT THE LIGHTING PARAMETERS
 "THE INVISIBLE BLACK" IS ONLY AVAILABLE FOR N COLOUR ⓘ & ⓘ » 370





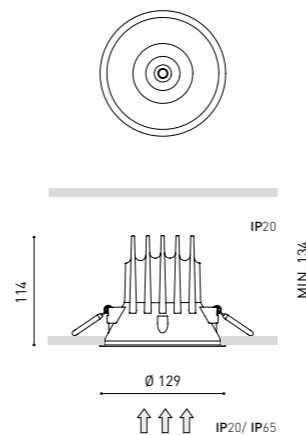
Shot Light

THE
INVISIBLE
BLACK

RECESSED



BEAM OPTIONS	
1	18°
2	49°



		P	CCT	I	Flux	LOR
SHOT LIGHT Big 1	A448-11- 0-0- N	11,8W	2700K	350mA	1490 lm	89%
	A448-11- 0-1- N	11,8W	3000K	350mA	1600 lm	89%
	A448-11- 0-2- N	11,8W	4000K	350mA	1720 lm	89%
SHOT LIGHT Big 2	A448-21- 0-0- N	17,5W	2700K	500mA	2010 lm	89%
	A448-21- 0-1- N	17,5W	3000K	500mA	2160 lm	89%
	A448-21- 0-2- N	17,5W	4000K	500mA	2320 lm	89%
SHOT LIGHT Big 3	A448-31- 0-0- N	25,3W	2700K	700mA	2600 lm	89%
	A448-31- 0-1- N	25,3W	3000K	700mA	2780 lm	89%
	A448-31- 0-2- N	25,3W	4000K	700mA	3000 lm	89%
DALI*	A448-32- 0-0- N	25,3W	2700K	700mA	2600 lm	89%
	A448-32- 0-1- N	25,3W	3000K	700mA	2780 lm	89%
	A448-32- 0-2- N	25,3W	4000K	700mA	3000 lm	89%
PUSH*	A448-33- 0-0- N	25,3W	2700K	700mA	2600 lm	89%
	A448-33- 0-1- N	25,3W	3000K	700mA	2780 lm	89%
	A448-33- 0-2- N	25,3W	4000K	700mA	3000 lm	89%

220 V~ | IP20 | CRI>90 | L80B10 > 60.000h



* DIM PHASE CUT & OTHER DIM OPTIONS PLEASE CONSULT

		P	CCT	I	Flux	LOR
SHOT LIGHT Big IP65 1	A449-11-20- N W	11,8W	2700K	350mA	1490 lm	86%
	A449-11-21- N W	11,8W	3000K	350mA	1600 lm	86%
	A449-11-22- N W	11,8W	4000K	350mA	1720 lm	86%
SHOT LIGHT Big IP65 2	A449-21-20- N W	17,5W	2700K	500mA	2010 lm	86%
	A449-21-21- N W	17,5W	3000K	500mA	2160 lm	86%
	A449-21-22- N W	17,5W	4000K	500mA	2320 lm	86%
SHOT LIGHT Big IP65 3	A449-31-20- N W	25,3W	2700K	700mA	2600 lm	86%
	A449-31-21- N W	25,3W	3000K	700mA	2780 lm	86%
	A449-31-22- N W	25,3W	4000K	700mA	3000 lm	86%
DALI*	A449-32-20- N W	25,3W	2700K	700mA	2600 lm	86%
	A449-32-21- N W	25,3W	3000K	700mA	2780 lm	86%
	A449-32-22- N W	25,3W	4000K	700mA	3000 lm	86%
PUSH*	A449-33-20- N W	25,3W	2700K	700mA	2600 lm	86%
	A449-33-21- N W	25,3W	3000K	700mA	2780 lm	86%
	A449-33-22- N W	25,3W	4000K	700mA	3000 lm	86%

220 V~ | IP65 | CRI>90 | L80B10 > 60.000h



* DIM PHASE CUT & OTHER DIM OPTIONS PLEASE CONSULT



COLOUR | N ■ | W □ |

MATERIAL | AL | ABS+PC |

RAL ⓘ » 392

"THE INVISIBLE BLACK" IS ONLY AVAILABLE FOR N COLOUR

» 370

Nano

Rubén Saldaña



RECESSED



		P	CCT	Beam	I	Flux	LOR
NANO Recessed	A539-0- ① -00- N W	5,5W	2700K	18°	250mA	570 lm	76%
	A539-0- ① -01- N W	5,5W	3000K	18°	250mA	600 lm	76%
	A539-0- ① -03- N W	5,5W	3500K	18°	250mA	625 lm	76%
	A539-0- ① -02- N W	5,5W	4000K	18°	250mA	640 lm	76%
	A539-0- ① -10- N W	5,5W	2700K	34°	250mA	570 lm	84%
	A539-0- ① -11- N W	5,5W	3000K	34°	250mA	600 lm	84%
	A539-0- ① -13- N W	5,5W	3500K	34°	250mA	625 lm	84%
	A539-0- ① -12- N W	5,5W	4000K	34°	250mA	640 lm	84%

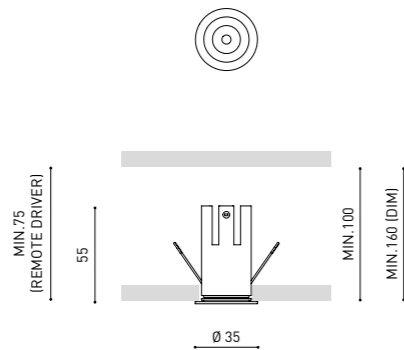
220
240 V~ | IP20 | CRI>90 | L80B10
>55.000h



① *OPTIONS

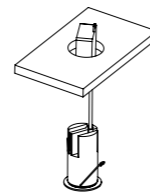
1	No DIM
2	DIM DALI

OTHER DIM OPTIONS PLEASE CONSULT



EASY INSTALLATION

DRIVER FITS INTO
CUT-OUT DIAMETER



COLOUR | N ■ | W □ | MATERIAL | AL | ABS+PC |

RAL ⓘ » 392

COLOURS MAY AFFECT THE LIGHTING PARAMETERS

Ⓜ & Ⓜ » 370



		P	CCT	Beam	I	Flux	LOR
NANO Trimless	A540-0- ① -00- N W	5,5W	2700K	18°	250mA	570 lm	76%
	A540-0- ① -01- N W	5,5W	3000K	18°	250mA	600 lm	76%
	A540-0- ① -03- N W	5,5W	3500K	18°	250mA	625 lm	76%
	A540-0- ① -02- N W	5,5W	4000K	18°	250mA	640 lm	76%
	A540-0- ① -10- N W	5,5W	2700K	34°	250mA	570 lm	84%
	A540-0- ① -11- N W	5,5W	3000K	34°	250mA	600 lm	84%
	A540-0- ① -13- N W	5,5W	3500K	34°	250mA	625 lm	84%
	A540-0- ① -12- N W	5,5W	4000K	34°	250mA	640 lm	84%

220
240 V~ | IP20 | CRI>90 | L80B10
>55.000h



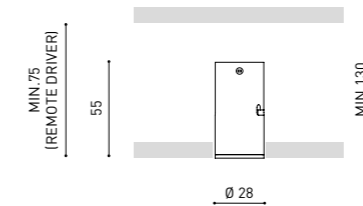
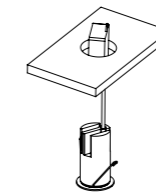
① *OPTIONS

1	No DIM
2	DIM DALI*

OTHER DIM OPTIONS PLEASE CONSULT
* DRIVER MUST BE PLACED ON REMOTE

EASY INSTALLATION

NO DIM DRIVER FITS
INTO CUT-OUT DIAMETER



COLOUR | N ■ | W □ | MATERIAL | AL | ABS+PC |

RAL ⓘ » 392

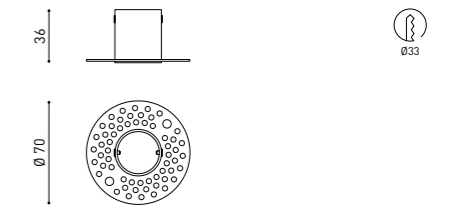
COLOURS MAY AFFECT THE LIGHTING PARAMETERS

Ⓜ & Ⓜ » 370

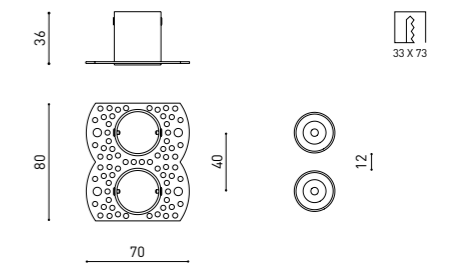
ACCESSORIES**

** MANDATORY FOR INSTALLATION

NANO Trimless Accessory A540-00-00

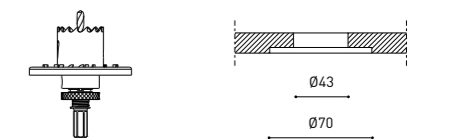


NANO Trimless Accessory 2 A540-00-01



OPTIONAL ACCESSORY

TRIMLESS TOOL D43 X D70mm A478-00-02



Nano



		P	CCT	Beam	I	Flux	LOR
NANO Tilt	A541-0- ① -00- NT WT	5,5W	2700K	18°	250mA	570 lm	76%
	A541-0- ① -01- NT WT	5,5W	3000K	18°	250mA	600 lm	76%
	A541-0- ① -03- NT WT	5,5W	3500K	18°	250mA	625 lm	76%
	A541-0- ① -02- NT WT	5,5W	4000K	18°	250mA	640 lm	76%
	A541-0- ① -10- NT WT	5,5W	2700K	34°	250mA	570 lm	84%
	A541-0- ① -11- NT WT	5,5W	3000K	34°	250mA	600 lm	84%
	A541-0- ① -13- NT WT	5,5W	3500K	34°	250mA	625 lm	84%
	A541-0- ① -12- NT WT	5,5W	4000K	34°	250mA	640 lm	84%

220
240 V~ | IP20 | CRI>90 | L80B10
>55.000h




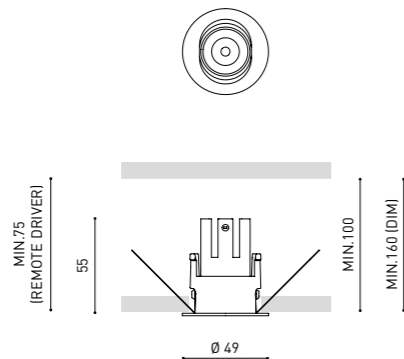
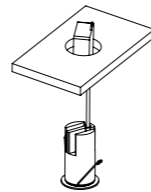
① *OPTIONS

- | | |
|---|----------|
| 1 | No DIM |
| 2 | DIM DALI |

OTHER DIM OPTIONS PLEASE CONSULT

EASY INSTALLATION

DRIVER FITS INTO
CUT-OUT DIAMETER



COLOUR | WT | NT |


MATERIAL | AL | ABS+PC |

RAL » 392

COLOURS MAY AFFECT THE LIGHTING PARAMETERS

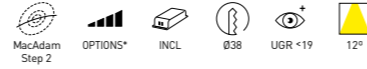
& » 370





	P	CCT	I	Flux	LOR
LENS LIGHT A469-0- ① -00- N W	5,7W	2700K	500mA	510 lm	82%
A469-0- ① -01- N W	5,7W	3000K	500mA	540 lm	82%
A469-0- ① -02- N W	5,7W	4000K	500mA	580 lm	82%

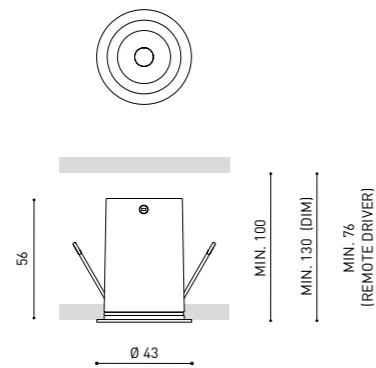
220 V~ | 240 V~ | IP20 | CRI>90 | L90B10 >108.000h



① *OPTIONS

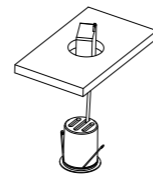
1	No DIM
2	DIM DALI
3	DIM Push

DIM PHASE CUT & OTHER DIM OPTIONS PLEASE CONSULT



EASY INSTALLATION

DRIVER FITS INTO CUT-OUT DIAMETER




COLOUR | N ■ | W □ |

MATERIAL | AL | ABS+PC |

RAL ⓘ » 392

COLOURS MAY AFFECT THE LIGHTING PARAMETERS

Ⓢ & Ⓢ » 370



	P	CCT	I	Flux	LOR
LENS LIGHT A470-0- ① -00- N W	5,7W	2700K	500mA	510 lm	82%
Trimless A470-0- ① -01- N W	5,7W	3000K	500mA	540 lm	82%
A470-0- ① -02- N W	5,7W	4000K	500mA	580 lm	82%

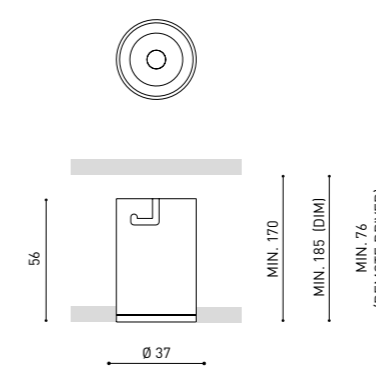
220 V~ | 240 V~ | IP20 | CRI>90 | L90B10 >108.000h



① *OPTIONS

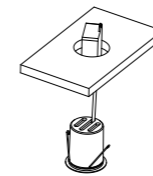
1	No DIM
2	DIM DALI
3	DIM Push

DIM PHASE CUT & OTHER DIM OPTIONS PLEASE CONSULT



EASY INSTALLATION

DRIVER FITS INTO CUT-OUT DIAMETER



COLOUR | N ■ | W □ |

MATERIAL | AL | ABS+PC |

RAL ⓘ » 392

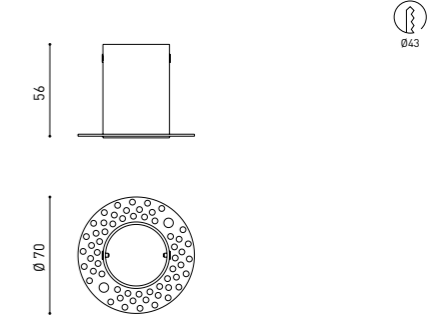
COLOURS MAY AFFECT THE LIGHTING PARAMETERS

Ⓢ & Ⓢ » 370

ACCESSORY

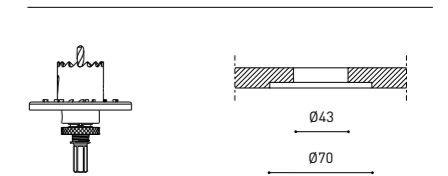
LENS LIGHT Trimless Accessory** A470-00-00

** MANDATORY FOR INSTALLATION



OPTIONAL ACCESSORY

TRIMLESS TOOL D43 X D70mm A478-00-02



Buddy

Rubén Saldaña



		CCT	Beam	LOR
BUDDY	A507-00-0-0- W N WG NG WN	2700K	29° / 43° / 54°	○
	A507-00-0-1- W N WG NG WN	3000K	29° / 43° / 54°	○
	A507-00-0-3- W N WG NG WN	3500K	29° / 43° / 54°	○
	A507-00-0-2- W N WG NG WN	4000K	29° / 43° / 54°	○
BUDDY Super Spot	A507-00-00- W N WG NG WN	2700K	12°	62%
	A507-00-01- W N WG NG WN	3000K	12°	62%
	A507-00-03- W N WG NG WN	3500K	12°	62%
	A507-00-02- W N WG NG WN	4000K	12°	62%

III IP54 | CRI>90 | L80B10 >66.000h | L80B10 >55.000h (Super Spot) | MacAdam Step 2 | EXCL* | Ø79 | UGR <19

		CCT	Beam	LOR
BUDDY Tunable White	A507-01-17- W N WG NG WN	1800-4000K	28°	85%
	A507-01-18- W N WG NG WN	2700-5000K	28°	85%
	A507-01-27- W N WG NG WN	1800-4000K	43°	86%
	A507-01-28- W N WG NG WN	2700-5000K	43°	86%
	A507-01-37- W N WG NG WN	1800-4000K	55°	81%
A507-01-38- W N WG NG WN	2700-5000K	55°	81%	

		CCT	Beam	LOR
BUDDY DIM to warm	A507-02-39- W N WG NG WN	1800-3000K	54°	75%

III IP54 | CRI>90 | L80B10 >55.000h | MacAdam Step 3 | EXCL* | Ø79 | UGR <19

		CCT	Beam	LOR
BUDDY Trimless	A507-10-0-0- W N G	2700K	29° / 43° / 54°	○
	A507-10-0-1- W N G	3000K	29° / 43° / 54°	○
	A507-10-0-3- W N G	3500K	29° / 43° / 54°	○
	A507-10-0-2- W N G	4000K	29° / 43° / 54°	○
BUDDY Trimless Super Spot	A507-10-00- W N G	2700K	12°	62%
	A507-10-01- W N G	3000K	12°	62%
	A507-10-03- W N G	3500K	12°	62%
	A507-10-02- W N G	4000K	12°	62%

III IP54 | CRI>90 | L80B10 >66.000h | L80B10 >55.000h (Super Spot) | MacAdam Step 2 | EXCL* | EXCL** | Ø79 | UGR <19


		CCT	Beam	LOR
BUDDY Trimless Tunable White	A507-11-17- W N G	1800-4000K	28°	85%
	A507-11-18- W N G	2700-5000K	28°	85%
	A507-11-27- W N G	1800-4000K	43°	86%
	A507-11-28- W N G	2700-5000K	43°	86%
	A507-11-37- W N G	1800-4000K	55°	81%
A507-11-38- W N G	2700-5000K	55°	81%	

		CCT	Beam	LOR
BUDDY Trimless DIM to warm	A507-12-39- W N G	1800-3000K	54°	75%

III IP54 | CRI>90 | L80B10 >55.000h | MacAdam Step 3 | EXCL* | EXCL** | Ø79 | UGR <19

COLOUR | W □ | N ■ | WG □ | NG ■ | WN □ | G ■ | MATERIAL | AL | PC/PMMA | RAL ⓘ » 392

COLOURS MAY AFFECT THE LIGHTING PARAMETERS OTHER CCT OPTIONS PLEASE CONSULT ((©)) & ⓘ » 370



		CCT	Beam	LOR
BUDDY Trimless	A507-10-0-0- W N G	2700K	29° / 43° / 54°	○
	A507-10-0-1- W N G	3000K	29° / 43° / 54°	○
	A507-10-0-3- W N G	3500K	29° / 43° / 54°	○
	A507-10-0-2- W N G	4000K	29° / 43° / 54°	○
BUDDY Trimless Super Spot	A507-10-00- W N G	2700K	12°	62%
	A507-10-01- W N G	3000K	12°	62%
	A507-10-03- W N G	3500K	12°	62%
	A507-10-02- W N G	4000K	12°	62%

III IP54 | CRI>90 | L80B10 >66.000h | L80B10 >55.000h (Super Spot) | MacAdam Step 2 | EXCL* | EXCL** | Ø79 | UGR <19

		CCT	Beam	LOR
BUDDY Trimless Tunable White	A507-11-17- W N G	1800-4000K	28°	85%
	A507-11-18- W N G	2700-5000K	28°	85%
	A507-11-27- W N G	1800-4000K	43°	86%
	A507-11-28- W N G	2700-5000K	43°	86%
	A507-11-37- W N G	1800-4000K	55°	81%
A507-11-38- W N G	2700-5000K	55°	81%	

		CCT	Beam	LOR
BUDDY Trimless DIM to warm	A507-12-39- W N G	1800-3000K	54°	75%

III IP54 | CRI>90 | L80B10 >55.000h | MacAdam Step 3 | EXCL* | EXCL** | Ø79 | UGR <19

COLOUR | W □ | N ■ | WG □ | NG ■ | WN □ | G ■ | MATERIAL | AL | PC/PMMA | RAL ⓘ » 392

COLOURS MAY AFFECT THE LIGHTING PARAMETERS OTHER CCT OPTIONS PLEASE CONSULT ((©)) & ⓘ » 370

*DRIVER OPTIONS		P	I	CCT	Flux
BUDDY 1	NO DIM	4W	125mA	2700K	760 lm
				3000K	790 lm
				3500K	795 lm
				4000K	800 lm
BUDDY 2	NO DIM	6,6W	200mA	2700K	1150 lm
	DALI			3000K	1200 lm
	CASAMBI			3500K	1210 lm
	PHASE CUT			4000K	1220 lm
BUDDY Super Spot	NO DIM	6W	500mA	2700K	750 lm
				3000K	790 lm
				3500K	825 lm
				4000K	845 lm
BUDDY Tunable White	DALI	6,7W	400mA	1800-4000K	690 lm
				2700-5000K	815 lm
BUDDY DIM to warm	DALI	6W	350mA	1800-3000K	650 lm
	PHASE CUT				

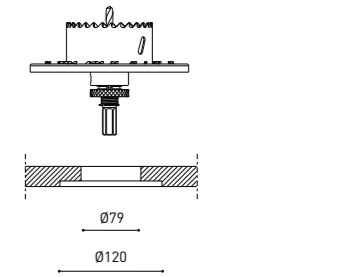
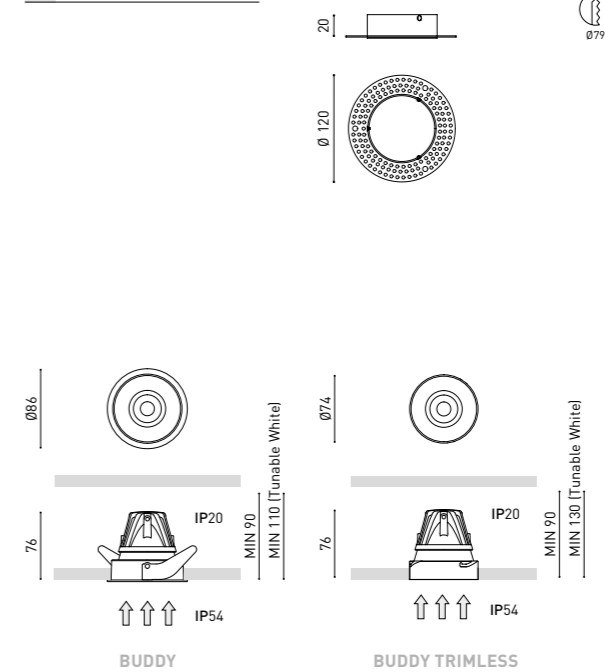
220-240 V~ | 48V PLEASE CONSULT ⓘ » 362

○	BEAM	LOR
1	29°	82%
2	43°	83%
3	54°	80%

ACCESSORY
BUDDY Trimless Accessory**
A507-10-90
MANDATORY FOR INSTALLATION

OPTIONAL ACCESSORIES
BUDDY
BUDDY Trimless
High Chromatic LED ⓘ » 361
NOT SOLD SEPARATELY | AFFECTS THE LIGHTING PARAMETERS

TRIMLESS TOOL D79 X D120mm
A478-00-05



COLOUR | W □ | N ■ | WG □ | NG ■ | WN □ | G ■ | MATERIAL | AL | PC/PMMA | RAL ⓘ » 392

COLOURS MAY AFFECT THE LIGHTING PARAMETERS OTHER CCT OPTIONS PLEASE CONSULT ((©)) & ⓘ » 370

Buddy



		CCT	Beam	LOR
BUDDY Tilt	A508-00-0-0- W N WG NG WN	2700K	29° / 43° / 54°	○
	A508-00-0-1- W N WG NG WN	3000K	29° / 43° / 54°	○
	A508-00-0-3- W N WG NG WN	3500K	29° / 43° / 54°	○
	A508-00-0-2- W N WG NG WN	4000K	29° / 43° / 54°	○
BUDDY Tilt Super Spot	A508-00-00- W N WG NG WN	2700K	12°	62%
	A508-00-01- W N WG NG WN	3000K	12°	62%
	A508-00-03- W N WG NG WN	3500K	12°	62%
	A508-00-02- W N WG NG WN	4000K	12°	62%

III IP54 | CRI>90 | L80B10 >66,000h | L80B10 >55,000h (Super Spot) | MacAdam Step 2 | EXCL* | 355° | 25° | Ø79 |

		CCT	Beam	LOR
BUDDY Tilt Tunable White	A508-01-17- W N WG NG WN	1800-4000K	28°	85%
	A508-01-18- W N WG NG WN	2700-5000K	28°	85%
	A508-01-27- W N WG NG WN	1800-4000K	43°	86%
	A508-01-28- W N WG NG WN	2700-5000K	43°	86%
	A508-01-37- W N WG NG WN	1800-4000K	55°	81%
A508-01-38- W N WG NG WN	2700-5000K	55°	81%	

		CCT	Beam	LOR
BUDDY Tilt DIM to warm	A508-02-39- W N WG NG WN	1800-3000K	54°	75%

III IP54 | CRI>90 | L80B10 >55,000h | MacAdam Step 3 | EXCL* | 355° | 25° | Ø79 |

		CCT	Beam	LOR
BUDDY Tilt Trimless	A508-10-0-0- W N G	2700K	29° / 43° / 54°	○
	A508-10-0-1- W N G	3000K	29° / 43° / 54°	○
	A508-10-0-3- W N G	3500K	29° / 43° / 54°	○
	A508-10-0-2- W N G	4000K	29° / 43° / 54°	○
BUDDY Tilt Trimless Super Spot	A508-10-00- W N G	2700K	12°	62%
	A508-10-01- W N G	3000K	12°	62%
	A508-10-03- W N G	3500K	12°	62%
	A508-10-02- W N G	4000K	12°	62%

III IP54 | CRI>90 | L80B10 >66,000h | L80B10 >55,000h (Super Spot) | MacAdam Step 2 | EXCL* | EXCL** | 25° | Ø79 |



		CCT	Beam	LOR
BUDDY Tilt Trimless Tunable White	A508-11-17- W N G	1800-4000K	28°	85%
	A508-11-18- W N G	2700-5000K	28°	85%
	A508-11-27- W N G	1800-4000K	43°	86%
	A508-11-28- W N G	2700-5000K	43°	86%
	A508-11-37- W N G	1800-4000K	55°	81%
A508-11-38- W N G	2700-5000K	55°	81%	

		CCT	Beam	LOR
BUDDY Tilt Trimless DIM to warm	A508-12-39- W N G	1800-3000K	54°	75%

III IP54 | CRI>90 | L80B10 >55,000h | MacAdam Step 3 | EXCL* | EXCL** | 25° | Ø79 |

COLOUR | W □ | N ■ | WG □ | NG ■ | WN □ | G ■ | MATERIAL | AL | PC/PMMA | RAL ⓘ » 392

COLOURS MAY AFFECT THE LIGHTING PARAMETERS OTHER CCT OPTIONS PLEASE CONSULT & » 370

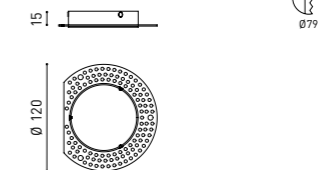


*DRIVER OPTIONS		P	I	CCT	Flux
BUDDY Tilt 1	NO DIM	0434-01-85	4W	125mA	2700K 760 lm
					3000K 790 lm
					3500K 795 lm
					4000K 800 lm
BUDDY Tilt 2	NO DIM	0434-01-86	6,6W	200mA	2700K 1150 lm
	DALI	0434-01-89			3000K 1200 lm
	CASAMBI	0434-01-91			3500K 1210 lm
	PHASE CUT	0434-01-92			4000K 1220 lm
BUDDY Tilt Super Spot	NO DIM	0434-01-87	6W	500mA	2700K 750 lm
	DALI	0434-01-88			3000K 790 lm
					3500K 825 lm
					4000K 845 lm
BUDDY Tilt Tunable White	DALI	0434-01-90	6,7W	400mA	1800-4000K 690 lm
					2700-5000K 815 lm
BUDDY Tilt DIM to warm	DALI	0434-01-94	6W	350mA	1800-3000K 650 lm
	PHASE CUT	0434-01-95			

220 V~ | 48V PLEASE CONSULT ⓘ » 362

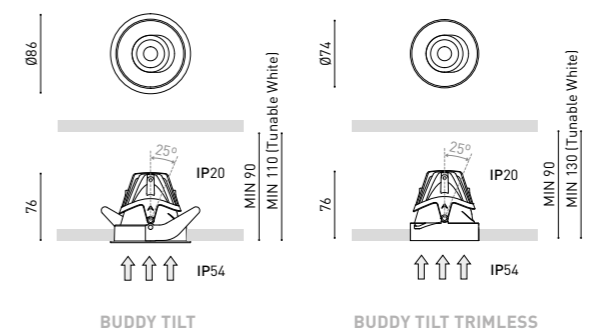
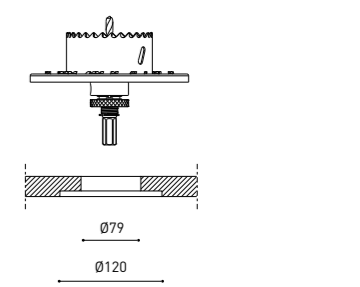
○	BEAM	LOR
1	29°	82%
2	43°	83%
3	54°	80%

ACCESSORY
BUDDY Tilt Trimless Accessory**
A508-10-90
MANDATORY FOR INSTALLATION




OPTIONAL ACCESSORIES
BUDDY Tilt
BUDDY Tilt Trimless
High Chromatic LED ⓘ » 361
NOT SOLD SEPARATELY | AFFECTS THE LIGHTING PARAMETERS

TRIMLESS TOOL D79 X D120mm
A478-00-05



COLOUR | W □ | N ■ | WG □ | NG ■ | WN □ | G ■ | MATERIAL | AL | PC/PMMA | RAL ⓘ » 392

COLOURS MAY AFFECT THE LIGHTING PARAMETERS OTHER CCT OPTIONS PLEASE CONSULT & » 370



		CCT	LOR
BUDDY WALL WASHER	A509-00-10- W N WN	2700K	48%
	A509-00-11- W N WN	3000K	48%
	A509-00-13- W N WN	3500K	48%
	A509-00-12- W N WN	4000K	48%


III IP20 | CRI>90 | L80B10 >66.000h

MacAdam Step 2 EXCL* 360° Ø79

		CCT	LOR
BUDDY WALL WASHER	A509-01-17- W N WN	1800-4000K	49%
Tunable White	A509-01-18- W N WN	2700-5000K	49%

III IP20 | CRI>90 | L80B10 >55.000h

MacAdam Step 3 EXCL* 360° Ø79



		CCT	LOR
BUDDY WALL WASHER Trimless	A509-10-10- W N	2700K	48%
	A509-10-11- W N	3000K	48%
	A509-10-13- W N	3500K	48%
	A509-10-12- W N	4000K	48%


III IP20 | CRI>90 | L80B10 >66.000h

MacAdam Step 2 EXCL* EXCL** Ø79

		CCT	LOR
BUDDY WALL WASHER	A509-11-17- W N	1800-4000K	49%
Trimless Tunable White	A509-11-18- W N	2700-5000K	49%

III IP20 | CRI>90 | L80B10 >55.000h

MacAdam Step 3 EXCL* EXCL** Ø79



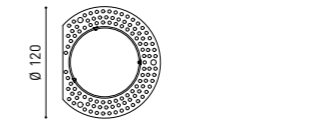
COLOUR | W □ | N ■ | WN ◻ | MATERIAL | AL | PC/PMMA | RAL ⓘ » 392

COLOURS MAY AFFECT THE LIGHTING PARAMETERS OTHER CCT & DIM OPTIONS PLEASE CONSULT ⓘ & » 370

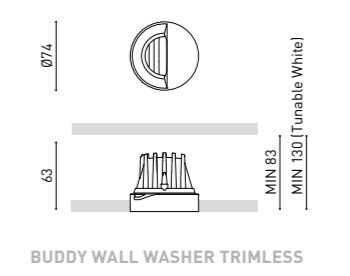
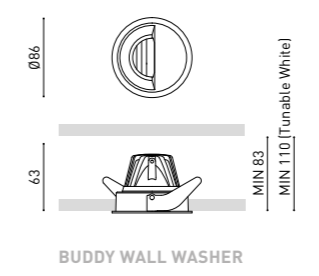
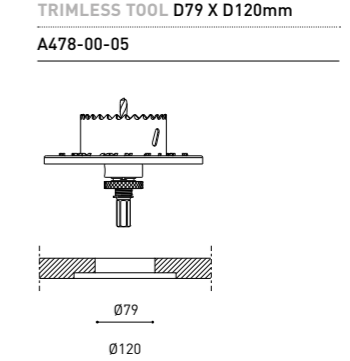
		*DRIVER OPTIONS	P	I	CCT	Flux
BUDDY WALL WASHER	NO DIM	0434-01-86	6,6W	200mA	2700K	1150 lm
	DALI	0434-01-89			3000K	1200 lm
	CASAMBI	0434-01-91			3500K	1210 lm
	PHASE CUT	0434-01-92			4000K	1220 lm
BUDDY WALL WASHER Tunable White	DALI	0434-01-96	8,4W	500mA	1800-4000K 2700-5000K	830 lm 1000 lm

220-240 V~ | 48V PLEASE CONSULT ⓘ » 362

ACCESSORY
BUDDY WALL WASHER
Trimless Accessory**
A509-10-90
MANDATORY FOR INSTALLATION



OPTIONAL ACCESSORIES
BUDDY WALL WASHER
BUDDY WALL WASHER Trimless
High Chromatic LED ⓘ » 361
NOT SOLD SEPARATELY | AFFECTS THE LIGHTING PARAMETERS



COLOUR | W □ | N ■ | WN ◻ | MATERIAL | AL | PC/PMMA | RAL ⓘ » 392

COLOURS MAY AFFECT THE LIGHTING PARAMETERS OTHER CCT & DIM OPTIONS PLEASE CONSULT ⓘ & » 370

Buddy



		CCT	Beam	LOR
BUDDY L	A568-00-0-0- W N WG NG WN	2700K	32°/44°/51°	○
	A568-00-0-1- W N WG NG WN	3000K	32°/44°/51°	○
	A568-00-0-3- W N WG NG WN	3500K	32°/44°/51°	○
	A568-00-0-2- W N WG NG WN	4000K	32°/44°/51°	○
BUDDY L Super Spot	A568-00-00- W N WG NG WN	2700K	13°	67%
	A568-00-01- W N WG NG WN	3000K	13°	67%
	A568-00-03- W N WG NG WN	3500K	13°	67%
	A568-00-02- W N WG NG WN	4000K	13°	67%

IP54 | CRI>90 | L80B10 >66,000h |
 MacAdam Step 2 |
 EXCL* |
 Ø105 |
 UGR <19 |

		CCT	Beam	LOR
BUDDY L Tunable White	A568-01-17- W N WG NG WN	1800-4000K	29°	78%
	A568-01-18- W N WG NG WN	2700-5000K	29°	78%
	A568-01-27- W N WG NG WN	1800-4000K	41°	83%
	A568-01-28- W N WG NG WN	2700-5000K	41°	83%
	A568-01-37- W N WG NG WN	1800-4000K	51°	84%
A568-01-38- W N WG NG WN	2700-5000K	51°	84%	

		CCT	Beam	LOR
BUDDY L DIM to warm	A568-02-39- W N WG NG WN	1800-3000K	56°	82%

IP54 | CRI>90 | L80B10 >55,000h |
 MacAdam Step 3 |
 EXCL* |
 Ø105 |
 UGR <19 |

		CCT	Beam	LOR
BUDDY L Trimless	A568-10-0-0- W N G	2700K	32°/44°/51°	○
	A568-10-0-1- W N G	3000K	32°/44°/51°	○
	A568-10-0-3- W N G	3500K	32°/44°/51°	○
	A568-10-0-2- W N G	4000K	32°/44°/51°	○
BUDDY L Trimless Super Spot	A568-10-00- W N G	2700K	13°	67%
	A568-10-01- W N G	3000K	13°	67%
	A568-10-03- W N G	3500K	13°	67%
	A568-10-02- W N G	4000K	13°	67%

IP54 | CRI>90 | L80B10 >66,000h |
 MacAdam Step 2 |
 EXCL* |
 EXCL** |
 Ø105 |
 UGR <19 |

		CCT	Beam	LOR
BUDDY L Trimless Tunable White	A568-11-17- W N G	1800-4000K	29°	78%
	A568-11-18- W N G	2700-5000K	29°	78%
	A568-11-27- W N G	1800-4000K	41°	83%
	A568-11-28- W N G	2700-5000K	41°	83%
	A568-11-37- W N G	1800-4000K	51°	84%
A568-11-38- W N G	2700-5000K	51°	84%	

		CCT	Beam	LOR
BUDDY L Trimless DIM to warm	A568-12-39- W N G	1800-3000K	56°	82%

IP54 | CRI>90 | L80B10 >55,000h |
 MacAdam Step 3 |
 EXCL* |
 EXCL** |
 Ø105 |
 UGR <19 |

COLOUR | W □ | N ■ | WG □ | NG ■ | WN □ | G ■ | MATERIAL | AL | PC/PMMA | RAL ⓘ » 392

COLOURS MAY AFFECT THE LIGHTING PARAMETERS

Ⓢ & Ⓜ » 370

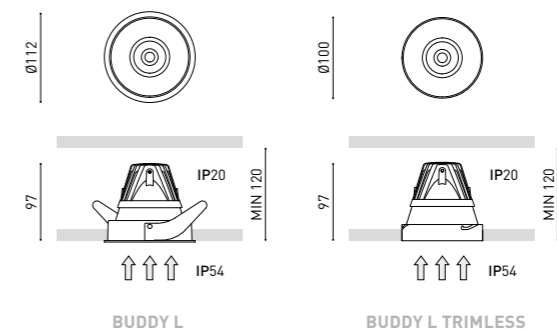

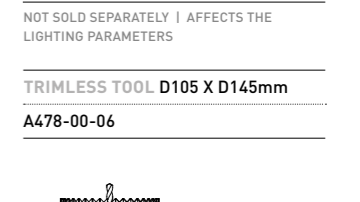
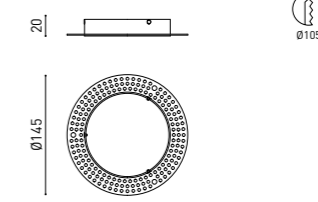
*DRIVER OPTIONS		P	I	CCT	Flux
BUDDY L 1	NO DIM 0433-01-37	8,1W	250mA	2700K	1500 lm
				3000K	1560 lm
				3500K	1600 lm
				4000K	1600 lm
BUDDY L 2	NO DIM 0433-00-21	11,5W	350mA	2700K	2010 lm
	DALI 0433-01-40			3000K	2090 lm
	CASAMBI 0433-01-43			3500K	2120 lm
	PHASE CUT 0433-01-39			4000K	2120 lm
BUDDY L Super Spot	NO DIM 0433-01-38	11,6W	650mA	2700K	1430 lm
	DALI 0433-01-41			3000K	1510 lm
	CASAMBI 0434-01-98			3500K	1570 lm
				4000K	1610 lm
BUDDY L Tunable White	DALI 0433-01-42	11,6W	350mA	1800-4000K	1270 lm
				2700-5000K	1630 lm
BUDDY L DIM to warm	DALI 0433-01-40	11,6W	350mA	1800-3000K	1280 lm
	CASAMBI 0433-01-43				
	PHASE CUT 0433-01-39				

220-240 V~ | 48V PLEASE CONSULT ⓘ » 362

○ BEAM	LOR
1 32°	76%
2 44°	82%
3 51°	85%

ACCESSORY
 BUDDY L Trimless Accessory**
A568-10-90
 MANDATORY FOR INSTALLATION

OPTIONAL ACCESSORIES
 BUDDY L
 BUDDY L Trimless
High Chromatic LED ⓘ » 361
 NOT SOLD SEPARATELY | AFFECTS THE LIGHTING PARAMETERS




COLOUR | W □ | N ■ | WG □ | NG ■ | WN □ | G ■ | MATERIAL | AL | PC/PMMA | RAL ⓘ » 392

COLOURS MAY AFFECT THE LIGHTING PARAMETERS

Ⓢ & Ⓜ » 370

Buddy



		CCT	Beam	LOR
BUDDY L Tilt	A569-00-0-0- W N WG NG WN	2700K	32°/44°/51°	○
	A569-00-0-1- W N WG NG WN	3000K	32°/44°/51°	○
	A569-00-0-3- W N WG NG WN	3500K	32°/44°/51°	○
	A569-00-0-2- W N WG NG WN	4000K	32°/44°/51°	○
BUDDY L Tilt Super Spot	A569-00-00- W N WG NG WN	2700K	13°	67%
	A569-00-01- W N WG NG WN	3000K	13°	67%
	A569-00-03- W N WG NG WN	3500K	13°	67%
	A569-00-02- W N WG NG WN	4000K	13°	67%

III IP54 | CRI>90 | L80B10 >66.000h

MacAdam Step 2 EXCL* 355° 25° Ø105

BUDDY L Tilt Tunable White		CCT	Beam	LOR
A569-01-17- W N WG NG WN	1800-4000K	29°	78%	
A569-01-18- W N WG NG WN	2700-5000K	29°	78%	
A569-01-27- W N WG NG WN	1800-4000K	41°	83%	
A569-01-28- W N WG NG WN	2700-5000K	41°	83%	
A569-01-37- W N WG NG WN	1800-4000K	51°	84%	
A569-01-38- W N WG NG WN	2700-5000K	51°	84%	

BUDDY L Tilt DIM to warm		CCT	Beam	LOR
A569-02-39- W N WG NG WN	1800-3000K	56°	82%	

III IP54 | CRI>90 | L80B10 >55.000h

MacAdam Step 3 EXCL* 355° 25° Ø105



BUDDY L Tilt Trimless		CCT	Beam	LOR
A569-10-0-0- W N G	2700K	32°/44°/51°	○	
A569-10-0-1- W N G	3000K	32°/44°/51°	○	
A569-10-0-3- W N G	3500K	32°/44°/51°	○	
A569-10-0-2- W N G	4000K	32°/44°/51°	○	
BUDDY L Tilt Trimless Super Spot	A569-10-00- W N G	2700K	13°	67%
	A569-10-01- W N G	3000K	13°	67%
	A569-10-03- W N G	3500K	13°	67%
	A569-10-02- W N G	4000K	13°	67%

III IP54 | CRI>90 | L80B10 >66.000h

MacAdam Step 2 EXCL* EXCL** 25° Ø105

BUDDY L Tilt Trimless Tunable White		CCT	Beam	LOR
A569-11-17- W N G	1800-4000K	29°	78%	
A569-11-18- W N G	2700-5000K	29°	78%	
A569-11-27- W N G	1800-4000K	41°	83%	
A569-11-28- W N G	2700-5000K	41°	83%	
A569-11-37- W N G	1800-4000K	51°	84%	
A569-11-38- W N G	2700-5000K	51°	84%	

BUDDY L Tilt Trimless DIM to warm		CCT	Beam	LOR
A569-12-39- W N G	1800-3000K	56°	82%	

III IP54 | CRI>90 | L80B10 >55.000h

MacAdam Step 3 EXCL* EXCL** 25° Ø105

COLOUR | W □ | N ■ | WG □■ | NG ■■ | WN □■ | G ■■ | MATERIAL | AL | PC/PMMA | RAL ⓘ » 392

COLOURS MAY AFFECT THE LIGHTING PARAMETERS

Ⓢ & Ⓜ » 370

*DRIVER OPTIONS		P	I	CCT	Flux
BUDDY L Tilt 1	NO DIM	0433-01-37	8,1W	250mA	2700K 1500 lm
					3000K 1560 lm
					3500K 1600 lm
					4000K 1600 lm
BUDDY L Tilt 2	NO DIM	0433-00-21	11,5W	350mA	2700K 2010 lm
	DALI	0433-01-40			3000K 2090 lm
	CASAMBI	0433-01-43			3500K 2120 lm
	PHASE CUT	0433-01-39			4000K 2120 lm
BUDDY L Tilt Super Spot	NO DIM	0433-01-38	11,6W	650mA	2700K 1430 lm
	DALI	0433-01-41			3000K 1510 lm
	CASAMBI	0434-01-98			3500K 1570 lm
					4000K 1610 lm
BUDDY L Tilt Tunable White	DALI	0433-01-42	11,6W	350mA	1800-4000K 1270 lm
					2700-5000K 1630 lm
BUDDY L Tilt DIM to warm	DALI	0433-01-40	11,6W	350mA	1800-3000K 1280 lm
	CASAMBI	0433-01-43			
	PHASE CUT	0433-01-39			

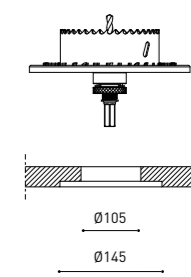
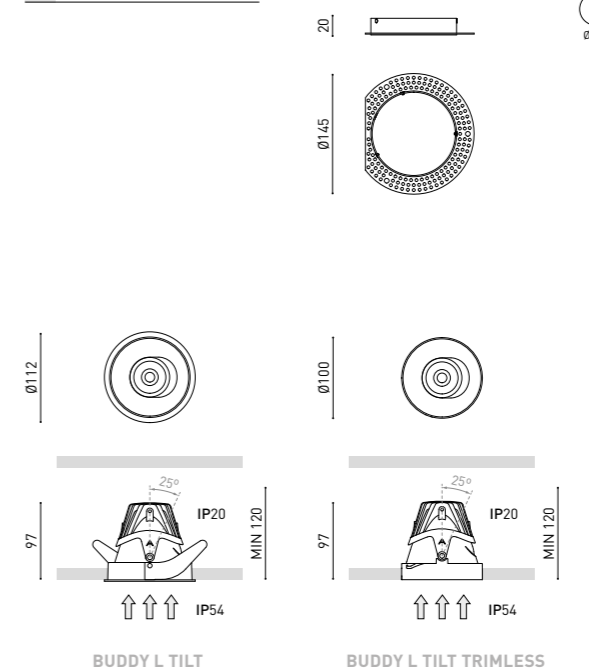

220-240 V~ | 48V PLEASE CONSULT

ⓘ » 362

○ BEAM	LOR
1 32°	76%
2 44°	82%
3 51°	85%

ACCESSORY
BUDDY L Trimless Accessory**
A569-10-90
MANDATORY FOR INSTALLATION

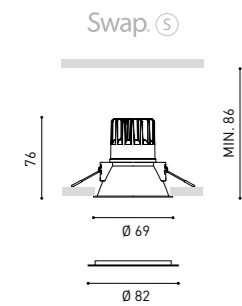

OPTIONAL ACCESSORIES
BUDDY L Tilt
BUDDY L Tilt Trimless
High Chromatic LED ⓘ » 361
NOT SOLD SEPARATELY | AFFECTS THE LIGHTING PARAMETERS
TRIMLESS TOOL D105 X D145mm
A478-00-06



COLOUR | W □ | N ■ | WG □■ | NG ■■ | WN □■ | G ■■ | MATERIAL | AL | PC/PMMA | RAL ⓘ » 392

COLOURS MAY AFFECT THE LIGHTING PARAMETERS

Ⓢ & Ⓜ » 370



OPTIONAL ACCESSORY

***SWAP IP65**
AFFECTS THE LIGHTING PARAMETERS

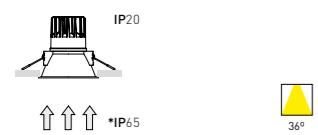
WHITE · DIRECT REFERENCE	LOR
W65 <input type="checkbox"/>	81%
W65 <input type="checkbox"/> DIM TO WARM	76%

OTHER COLOURS

IP65 ACCESSORY S

REFERENCE + A212-10-65- | W | N |

PRE-ASSEMBLED. NOT SOLD SEPARATELY



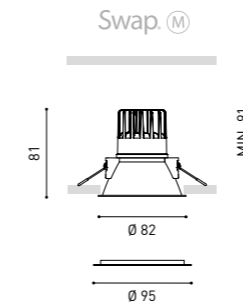

	P	CCT	I	Flux	LOR	
SWAP S CRI>90	A212-11-10- W G Z WN N W65	5W	2700K	150mA	675 lm	86%
	A212-11-11- W G Z WN N W65	5W	3000K	150mA	700 lm	86%
	A212-11-13- W G Z WN N W65	5W	3500K	150mA	705 lm	86%
	A212-11-12- W G Z WN N W65	5W	4000K	150mA	710 lm	86%
	A212-12-10- W G Z WN N W65	7W	2700K	200mA	910 lm	86%
	A212-12-11- W G Z WN N W65	7W	3000K	200mA	940 lm	86%
	A212-12-13- W G Z WN N W65	7W	3500K	200mA	955 lm	86%
	A212-12-12- W G Z WN N W65	7W	4000K	200mA	960 lm	86%
	A212-12-20- W G Z WN N W65	7W	2700K	200mA	910 lm	86%
	A212-12-21- W G Z WN N W65	7W	3000K	200mA	940 lm	86%
	A212-12-23- W G Z WN N W65	7W	3500K	200mA	955 lm	86%
	A212-12-22- W G Z WN N W65	7W	4000K	200mA	960 lm	86%
SWAP S Super CRI CRI>97	A312-12-10- W G Z WN N W65	7W	2700K	200mA	770 lm	86%
	A312-12-11- W G Z WN N W65	7W	3000K	200mA	800 lm	86%
	A312-12-12- W G Z WN N W65	7W	4000K	200mA	820 lm	86%
	A312-12-20- W G Z WN N W65	7W	2700K	200mA	770 lm	86%
	A312-12-21- W G Z WN N W65	7W	3000K	200mA	800 lm	86%
	A312-12-22- W G Z WN N W65	7W	4000K	200mA	820 lm	86%
	A312-12-30- W G Z WN N W65	7W	2700K	200mA	770 lm	86%
	A312-12-31- W G Z WN N W65	7W	3000K	200mA	800 lm	86%
	A312-12-32- W G Z WN N W65	7W	4000K	200mA	820 lm	86%



	P	CCT	I	Flux	LOR	
SWAP S DIM to warm CRI>90	A212-13-29- W G Z WN N W65	6W	3000-1800K	350mA	640 lm	80%
	A212-13-39- W G Z WN N W65	6W	3000-1800K	350mA	640 lm	80%



COLOUR | W | G | Z | WN | N | MATERIAL | AL | PC | PC | RAL » 392
 ** OTHER DIM OPTIONS PLEASE CONSULT | COLOURS MAY AFFECT THE LIGHTING PARAMETERS



OPTIONAL ACCESSORIES

***SWAP IP65**
AFFECTS THE LIGHTING PARAMETERS

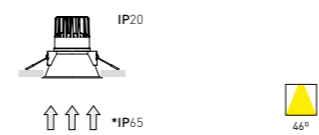
WHITE · DIRECT REFERENCE	LOR
W65 <input type="checkbox"/>	81%
W65 <input type="checkbox"/> DIM TO WARM	76%

OTHER COLOURS


IP65 ACCESSORY M

REFERENCE + A212-20-65- | W | N |

PRE-ASSEMBLED. NOT SOLD SEPARATELY



	P	CCT	I	Flux	LOR	
SWAP M CRI>90	A212-21-10- W G Z WN N W65	5W	2700K	150mA	675 lm	86%
	A212-21-11- W G Z WN N W65	5W	3000K	150mA	700 lm	86%
	A212-21-13- W G Z WN N W65	5W	3500K	150mA	705 lm	86%
	A212-21-12- W G Z WN N W65	5W	4000K	150mA	710 lm	86%
	A212-22-10- W G Z WN N W65	7W	2700K	200mA	910 lm	86%
	A212-22-11- W G Z WN N W65	7W	3000K	200mA	940 lm	86%
	A212-22-13- W G Z WN N W65	7W	3500K	200mA	955 lm	86%
	A212-22-12- W G Z WN N W65	7W	4000K	200mA	960 lm	86%
	A212-22-20- W G Z WN N W65	7W	2700K	200mA	910 lm	86%
	A212-22-21- W G Z WN N W65	7W	3000K	200mA	940 lm	86%
	A212-22-23- W G Z WN N W65	7W	3500K	200mA	955 lm	86%
	A212-22-22- W G Z WN N W65	7W	4000K	200mA	960 lm	86%
SWAP M Super CRI CRI>97	A312-22-10- W G Z WN N W65	7W	2700K	200mA	770 lm	86%
	A312-22-11- W G Z WN N W65	7W	3000K	200mA	800 lm	86%
	A312-22-12- W G Z WN N W65	7W	4000K	200mA	820 lm	86%
	A312-22-20- W G Z WN N W65	7W	2700K	200mA	770 lm	86%
	A312-22-21- W G Z WN N W65	7W	3000K	200mA	800 lm	86%
	A312-22-22- W G Z WN N W65	7W	4000K	200mA	820 lm	86%
	A312-22-30- W G Z WN N W65	7W	2700K	200mA	770 lm	86%
	A312-22-31- W G Z WN N W65	7W	3000K	200mA	800 lm	86%
	A312-22-32- W G Z WN N W65	7W	4000K	200mA	820 lm	86%

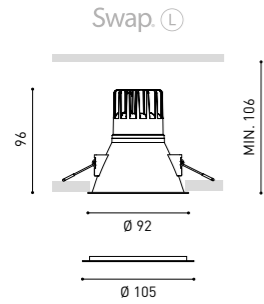


	P	CCT	I	Flux	LOR	
SWAP M DIM to warm CRI>90	A212-23-29- W G Z WN N W65	6W	3000-1800K	350mA	640 lm	80%
	A212-23-39- W G Z WN N W65	6W	3000-1800K	350mA	640 lm	80%



COLOUR | W | G | Z | WN | N | MATERIAL | AL | PC | PC | RAL » 392
 ** OTHER DIM OPTIONS PLEASE CONSULT | COLOURS MAY AFFECT THE LIGHTING PARAMETERS





OPTIONAL ACCESSORIES

*SWAP IP65

AFFECTS THE LIGHTING PARAMETERS

WHITE · DIRECT REFERENCE	LOR
W65 □	81%
W65 □ DIM TO WARM	76%

OTHER COLOURS

IP65 ACCESSORY L

REFERENCE + A212-30-65- | W | N |

PRE-ASSEMBLED. NOT SOLD SEPARATELY



FLAT SPRING ACCESSORY

A212-00-00

ACCESSORY FOR CONCRETE CEILING. NOT PRE-ASSEMBLED. SELF-INSTALLATION KIT TOGETHER WITH THE PRODUCT.



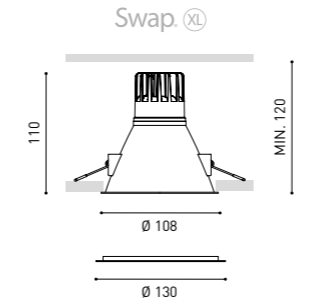
	P	CCT	I	Flux	LOR	
SWAP L CRI>90	A212-31-10- W G Z WN N W65	5W	2700K	150mA	675 lm	86%
	A212-31-11- W G Z WN N W65	5W	3000K	150mA	700 lm	86%
	A212-31-13- W G Z WN N W65	5W	3500K	150mA	705 lm	86%
	A212-31-12- W G Z WN N W65	5W	4000K	150mA	710 lm	86%
	A212-32-10- W G Z WN N W65	7W	2700K	200mA	910 lm	86%
	A212-32-11- W G Z WN N W65	7W	3000K	200mA	940 lm	86%
	A212-32-13- W G Z WN N W65	7W	3500K	200mA	955 lm	86%
	A212-32-12- W G Z WN N W65	7W	4000K	200mA	960 lm	86%
	A212-32-20- W G Z WN N W65	7W	2700K	200mA	910 lm	86%
	A212-32-21- W G Z WN N W65	7W	3000K	200mA	940 lm	86%
	A212-32-23- W G Z WN N W65	7W	3500K	200mA	955 lm	86%
	PHASE CUT** A212-32-22- W G Z WN N W65	7W	4000K	200mA	960 lm	86%
	A212-32-30- W G Z WN N W65	7W	2700K	200mA	910 lm	86%
	A212-32-31- W G Z WN N W65	7W	3000K	200mA	940 lm	86%
A212-32-33- W G Z WN N W65	7W	3500K	200mA	955 lm	86%	
DALI I PUSH** A212-32-32- W G Z WN N W65	7W	4000K	200mA	960 lm	86%	
SWAP L Super CRI CRI>97	A312-32-10- W G Z WN N W65	7W	2700K	200mA	770 lm	86%
	A312-32-11- W G Z WN N W65	7W	3000K	200mA	800 lm	86%
	A312-32-12- W G Z WN N W65	7W	4000K	200mA	820 lm	86%
	A312-32-20- W G Z WN N W65	7W	2700K	200mA	770 lm	86%
	A312-32-21- W G Z WN N W65	7W	3000K	200mA	800 lm	86%
	PHASE CUT** A312-32-22- W G Z WN N W65	7W	4000K	200mA	820 lm	86%
	A312-32-30- W G Z WN N W65	7W	2700K	200mA	770 lm	86%
	A312-32-31- W G Z WN N W65	7W	3000K	200mA	800 lm	86%
	A312-32-33- W G Z WN N W65	7W	3500K	200mA	820 lm	86%
	DALI I PUSH** A312-32-32- W G Z WN N W65	7W	4000K	200mA	820 lm	86%

220 240 V~	IP20	IP65*	L90B10 >55.000h	MacAdam Step 2	FAST CONNEC	INCL	INCL ACC.	Ø85	UGR <19	40°
---------------	------	-------	--------------------	-------------------	---------------	------	-------------	-----	---------	-----

	P	CCT	I	Flux	LOR	
SWAP L DIM to warm CRI>90	A212-33-29- W G Z WN N W65	6W	3000-1800K	350mA	640 lm	80%
	PHASE CUT** A212-33-39- W G Z WN N W65	6W	3000-1800K	350mA	640 lm	80%
DALI I PUSH**						

220 240 V~	IP20	IP65*	L80B10 >55.000h	MacAdam Step 3	FAST CONNEC	INCL	INCL ACC.	Ø85	UGR <19	40°
---------------	------	-------	--------------------	-------------------	---------------	------	-------------	-----	---------	-----

COLOUR W □ G □ Z □ WN □ N □	MATERIAL AL PC PC	RAL » 392
** OTHER DIM OPTIONS PLEASE CONSULT COLOURS MAY AFFECT THE LIGHTING PARAMETERS		
(()) & » 370		



OPTIONAL ACCESSORIES

*SWAP IP65

AFFECTS THE LIGHTING PARAMETERS

WHITE · DIRECT REFERENCE	LOR
W65 □	81%
W65 □ DIM TO WARM	76%

OTHER COLOURS

IP65 ACCESSORY XL

REFERENCE + A212-40-65- | W | N |

PRE-ASSEMBLED. NOT SOLD SEPARATELY



FLAT SPRING ACCESSORY

A212-00-00

ACCESSORY FOR CONCRETE CEILING. NOT PRE-ASSEMBLED. SELF-INSTALLATION KIT TOGETHER WITH THE PRODUCT.



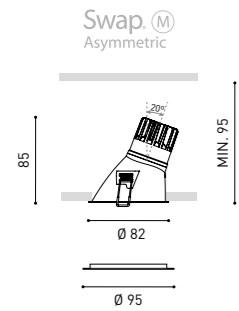

	P	CCT	I	Flux	LOR	
SWAP XL CRI>90	A212-41-10- W G Z WN N W65	5W	2700K	150mA	675 lm	86%
	A212-41-11- W G Z WN N W65	5W	3000K	150mA	700 lm	86%
	A212-41-13- W G Z WN N W65	5W	3500K	150mA	705 lm	86%
	A212-41-12- W G Z WN N W65	5W	4000K	150mA	710 lm	86%
	A212-42-10- W G Z WN N W65	7W	2700K	200mA	910 lm	86%
	A212-42-11- W G Z WN N W65	7W	3000K	200mA	940 lm	86%
	A212-42-13- W G Z WN N W65	7W	3500K	200mA	955 lm	86%
	A212-42-12- W G Z WN N W65	7W	4000K	200mA	960 lm	86%
	A212-42-20- W G Z WN N W65	7W	2700K	200mA	910 lm	86%
	A212-42-21- W G Z WN N W65	7W	3000K	200mA	940 lm	86%
	A212-42-23- W G Z WN N W65	7W	3500K	200mA	955 lm	86%
	PHASE CUT** A212-42-22- W G Z WN N W65	7W	4000K	200mA	960 lm	86%
	A212-42-30- W G Z WN N W65	7W	2700K	200mA	910 lm	86%
	A212-42-31- W G Z WN N W65	7W	3000K	200mA	940 lm	86%
A212-42-33- W G Z WN N W65	7W	3500K	200mA	955 lm	86%	
DALI I PUSH** A212-42-32- W G Z WN N W65	7W	4000K	200mA	960 lm	86%	
SWAP XL Super CRI CRI>97	A312-42-10- W G Z WN N W65	7W	2700K	200mA	770 lm	86%
	A312-42-11- W G Z WN N W65	7W	3000K	200mA	800 lm	86%
	A312-42-12- W G Z WN N W65	7W	4000K	200mA	820 lm	86%
	A312-42-20- W G Z WN N W65	7W	2700K	200mA	770 lm	86%
	A312-42-21- W G Z WN N W65	7W	3000K	200mA	800 lm	86%
	PHASE CUT** A312-42-22- W G Z WN N W65	7W	4000K	200mA	820 lm	86%
	A312-42-30- W G Z WN N W65	7W	2700K	200mA	770 lm	86%
	A312-42-31- W G Z WN N W65	7W	3000K	200mA	800 lm	86%
	A312-42-33- W G Z WN N W65	7W	3500K	200mA	820 lm	86%
	DALI I PUSH** A312-42-32- W G Z WN N W65	7W	4000K	200mA	820 lm	86%

220 240 V~	IP20	IP65*	L90B10 >55.000h	MacAdam Step 2	FAST CONNEC	INCL	INCL ACC.	Ø101	UGR <19	43°
---------------	------	-------	--------------------	-------------------	---------------	------	-------------	------	---------	-----

	P	CCT	I	Flux	LOR	
SWAP XL DIM to warm CRI>90	A212-43-29- W G Z WN N W65	6W	3000-1800K	350mA	640 lm	80%
	PHASE CUT** A212-43-39- W G Z WN N W65	6W	3000-1800K	350mA	640 lm	80%
DALI I PUSH**						

220 240 V~	IP20	IP65*	L80B10 >55.000h	MacAdam Step 3	FAST CONNEC	INCL	INCL ACC.	Ø101	UGR <19	43°
---------------	------	-------	--------------------	-------------------	---------------	------	-------------	------	---------	-----

COLOUR W □ G □ Z □ WN □ N □	MATERIAL AL PC PC	RAL » 392
** OTHER DIM OPTIONS PLEASE CONSULT COLOURS MAY AFFECT THE LIGHTING PARAMETERS		
(()) & » 370		



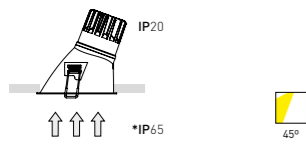
OPTIONAL ACCESSORY

***SWAP IP65**
AFFECTS THE LIGHTING PARAMETERS

WHITE · DIRECT REFERENCE	LOR
W65 □	81%
W65 □ DIM TO WARM	76%

OTHER COLOURS

IP65 ACCESSORY M
REFERENCE + A212-20-65- | W | N |
PRE-ASSEMBLED. NOT SOLD SEPARATELY



FLAT SPRING ACCESSORY

A212-00-00
ACCESSORY FOR CONCRETE CEILINGS. NOT PRE-ASSEMBLED. SELF-INSTALLATION KIT TOGETHER WITH THE PRODUCT.



	P	CCT	I	Flux	LOR		
SWAP M Asymmetric CRI>90	A216-21-10- W G Z WN N W65	5W	2700K	150mA	675 lm	86%	
	A216-21-11- W G Z WN N W65	5W	3000K	150mA	700 lm	86%	
	A216-21-13- W G Z WN N W65	5W	3500K	150mA	705 lm	86%	
	A216-21-12- W G Z WN N W65	5W	4000K	150mA	710 lm	86%	
	A216-22-10- W G Z WN N W65	7W	2700K	200mA	910 lm	86%	
	A216-22-11- W G Z WN N W65	7W	3000K	200mA	940 lm	86%	
	A216-22-13- W G Z WN N W65	7W	3500K	200mA	955 lm	86%	
	A216-22-12- W G Z WN N W65	7W	4000K	200mA	960 lm	86%	
	A216-22-20- W G Z WN N W65	7W	2700K	200mA	910 lm	86%	
	A216-22-21- W G Z WN N W65	7W	3000K	200mA	940 lm	86%	
PHASE CUT**	A216-22-22- W G Z WN N W65	7W	4000K	200mA	960 lm	86%	
	A216-22-30- W G Z WN N W65	7W	2700K	200mA	910 lm	86%	
	A216-22-31- W G Z WN N W65	7W	3000K	200mA	940 lm	86%	
	A216-22-33- W G Z WN N W65	7W	3500K	200mA	955 lm	86%	
	DALI I PUSH**	A216-22-32- W G Z WN N W65	7W	4000K	200mA	960 lm	86%

	P	CCT	I	Flux	LOR		
SWAP M Asymmetric Super CRI CRI>97	A316-22-10- W G Z WN N W65	7W	2700K	200mA	770 lm	86%	
	A316-22-11- W G Z WN N W65	7W	3000K	200mA	800 lm	86%	
	A316-22-12- W G Z WN N W65	7W	4000K	200mA	820 lm	86%	
	A316-22-20- W G Z WN N W65	7W	2700K	200mA	770 lm	86%	
	A316-22-21- W G Z WN N W65	7W	3000K	200mA	800 lm	86%	
	PHASE CUT**	A316-22-22- W G Z WN N W65	7W	4000K	200mA	820 lm	86%
		A316-22-30- W G Z WN N W65	7W	2700K	200mA	770 lm	86%
		A316-22-31- W G Z WN N W65	7W	3000K	200mA	800 lm	86%
		A316-22-32- W G Z WN N W65	7W	4000K	200mA	820 lm	86%
	DALI I PUSH**	A316-22-31- W G Z WN N W65	7W	3000K	200mA	800 lm	86%
A316-22-32- W G Z WN N W65		7W	4000K	200mA	820 lm	86%	

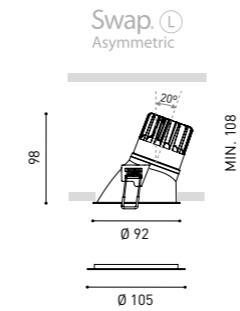



	P	CCT	I	Flux	LOR	
SWAP M Asymmetric DIM to warm CRI>90	A216-23-29- W G Z WN N W65	6W	3000-1800K	350mA	640 lm	80%
	A216-23-39- W G Z WN N W65	6W	3000-1800K	350mA	640 lm	80%



ACCESSORY FOR CONCRETE CEILINGS. NOT PRE-ASSEMBLED. SELF-INSTALLATION KIT TOGETHER WITH THE PRODUCT.

COLOUR | W □ | G □ | Z □ | WN □ | N □ | MATERIAL | AL | PC | PC | RAL ⓘ » 392
 ** OTHER DIM OPTIONS PLEASE CONSULT | COLOURS MAY AFFECT THE LIGHTING PARAMETERS | ⓘ & ⓘ » 370



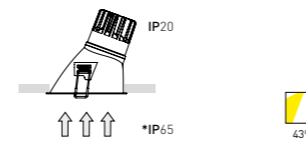
OPTIONAL ACCESSORY

***SWAP IP65**
AFFECTS THE LIGHTING PARAMETERS

WHITE · DIRECT REFERENCE	LOR
W65 □	81%
W65 □ DIM TO WARM	76%

OTHER COLOURS

IP65 ACCESSORY L
REFERENCE + A212-30-65- | W | N |
PRE-ASSEMBLED. NOT SOLD SEPARATELY



FLAT SPRING ACCESSORY

A212-00-00
ACCESSORY FOR CONCRETE CEILINGS. NOT PRE-ASSEMBLED. SELF-INSTALLATION KIT TOGETHER WITH THE PRODUCT.



	P	CCT	I	Flux	LOR		
SWAP L Asymmetric CRI>90	A216-31-10- W G Z WN N W65	5W	2700K	150mA	675 lm	86%	
	A216-31-11- W G Z WN N W65	5W	3000K	150mA	700 lm	86%	
	A216-31-13- W G Z WN N W65	5W	3500K	150mA	705 lm	86%	
	A216-31-12- W G Z WN N W65	5W	4000K	150mA	710 lm	86%	
	A216-32-10- W G Z WN N W65	7W	2700K	200mA	910 lm	86%	
	A216-32-11- W G Z WN N W65	7W	3000K	200mA	940 lm	86%	
	A216-32-13- W G Z WN N W65	7W	3500K	200mA	955 lm	86%	
	A216-32-12- W G Z WN N W65	7W	4000K	200mA	960 lm	86%	
	A216-32-20- W G Z WN N W65	7W	2700K	200mA	910 lm	86%	
	A216-32-21- W G Z WN N W65	7W	3000K	200mA	940 lm	86%	
PHASE CUT**	A216-32-22- W G Z WN N W65	7W	4000K	200mA	960 lm	86%	
	A216-32-30- W G Z WN N W65	7W	2700K	200mA	910 lm	86%	
	A216-32-31- W G Z WN N W65	7W	3000K	200mA	940 lm	86%	
	A216-32-33- W G Z WN N W65	7W	3500K	200mA	955 lm	86%	
	DALI I PUSH**	A216-32-32- W G Z WN N W65	7W	4000K	200mA	960 lm	86%

	P	CCT	I	Flux	LOR		
SWAP L Asymmetric Super CRI CRI>97	A316-32-10- W G Z WN N W65	7W	2700K	200mA	770 lm	86%	
	A316-32-11- W G Z WN N W65	7W	3000K	200mA	800 lm	86%	
	A316-32-12- W G Z WN N W65	7W	4000K	200mA	820 lm	86%	
	A316-32-20- W G Z WN N W65	7W	2700K	200mA	770 lm	86%	
	A316-32-21- W G Z WN N W65	7W	3000K	200mA	800 lm	86%	
	PHASE CUT**	A316-32-22- W G Z WN N W65	7W	4000K	200mA	820 lm	86%
		A316-32-30- W G Z WN N W65	7W	2700K	200mA	770 lm	86%
		A316-32-31- W G Z WN N W65	7W	3000K	200mA	800 lm	86%
		A316-32-32- W G Z WN N W65	7W	4000K	200mA	820 lm	86%
	DALI I PUSH**	A316-32-31- W G Z WN N W65	7W	3000K	200mA	800 lm	86%
A316-32-32- W G Z WN N W65		7W	4000K	200mA	820 lm	86%	

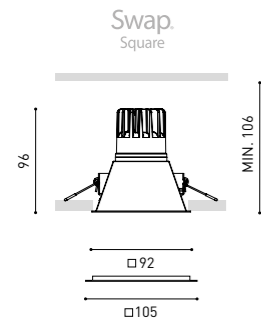


	P	CCT	I	Flux	LOR	
SWAP L Asymmetric DIM to warm CRI>90	A216-33-29- W G Z WN N W65	6W	3000-1800K	350mA	640 lm	80%
	A216-33-39- W G Z WN N W65	6W	3000-1800K	350mA	640 lm	80%



ACCESSORY FOR CONCRETE CEILINGS. NOT PRE-ASSEMBLED. SELF-INSTALLATION KIT TOGETHER WITH THE PRODUCT.

COLOUR | W □ | G □ | Z □ | WN □ | N □ | MATERIAL | AL | PC | PC | RAL ⓘ » 392
 ** OTHER DIM OPTIONS PLEASE CONSULT | COLOURS MAY AFFECT THE LIGHTING PARAMETERS | ⓘ & ⓘ » 370



OPTIONAL ACCESSORY

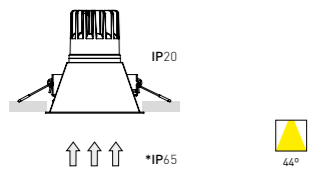
***SWAP IP65**
AFFECTS THE LIGHTING PARAMETERS

WHITE · DIRECT REFERENCE	LOR
W65 □	85%
W65 □ DIM TO WARM	76%

OTHER COLOURS

IP65 ACCESSORY Square
REFERENCE + A254-30-65- | W | N |

PRE-ASSEMBLED. NOT SOLD SEPARATELY



	P	CCT	I	Flux	LOR	
SWAP Square CRI>90	A254-31-10- W G Z WN N W65	5W	2700K	150mA	675 lm	90%
	A254-31-11- W G Z WN N W65	5W	3000K	150mA	700 lm	90%
	A254-31-13- W G Z WN N W65	5W	3500K	150mA	705 lm	90%
	A254-31-12- W G Z WN N W65	5W	4000K	150mA	710 lm	90%
	A254-32-10- W G Z WN N W65	7W	2700K	200mA	910 lm	90%
	A254-32-11- W G Z WN N W65	7W	3000K	200mA	940 lm	90%
	A254-32-13- W G Z WN N W65	7W	3500K	200mA	955 lm	90%
	A254-32-12- W G Z WN N W65	7W	4000K	200mA	960 lm	90%
	A254-32-20- W G Z WN N W65	7W	2700K	200mA	910 lm	90%
	A254-32-21- W G Z WN N W65	7W	3000K	200mA	940 lm	90%
	A254-32-23- W G Z WN N W65	7W	3500K	200mA	955 lm	90%
	A254-32-22- W G Z WN N W65	7W	4000K	200mA	960 lm	90%
SWAP Square Super CRI CRI>97	A354-32-10- W G Z WN N W65	7W	2700K	200mA	770 lm	90%
	A354-32-11- W G Z WN N W65	7W	3000K	200mA	800 lm	90%
	A354-32-12- W G Z WN N W65	7W	4000K	200mA	820 lm	90%
	A354-32-20- W G Z WN N W65	7W	2700K	200mA	770 lm	90%
	A354-32-21- W G Z WN N W65	7W	3000K	200mA	800 lm	90%
	A354-32-22- W G Z WN N W65	7W	4000K	200mA	820 lm	90%
	A354-32-30- W G Z WN N W65	7W	2700K	200mA	770 lm	90%
	A354-32-31- W G Z WN N W65	7W	3000K	200mA	800 lm	90%
	A354-32-32- W G Z WN N W65	7W	4000K	200mA	820 lm	90%

220 V~ | 240 V~ | IP20 | IP65* | L90B10 >55.000h

MacAdam Step 2 | FAST | CONNEC | INCL | INCL | ACC. | 85 X 85 | UGR <19 | 44°

	P	CCT	I	Flux	LOR	
SWAP Square DIM to warm CRI>90	A254-33-29- W G Z WN N W65	6W	3000-1800K	350mA	640 lm	80%
	A254-33-39- W G Z WN N W65	6W	3000-1800K	350mA	640 lm	80%

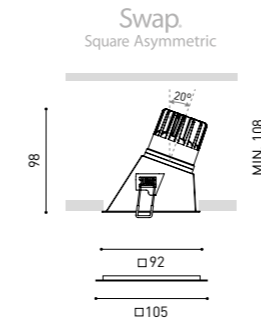
220 V~ | 240 V~ | IP20 | IP65* | L80B10 >55.000h

MacAdam Step 3 | FAST | CONNEC | INCL | INCL | ACC. | 85 X 85 | UGR <19 | 44°

COLOUR | W □ | G □ | Z □ | WN □ | N □ | MATERIAL | AL | PC | PC | RAL ⓘ » 392

** OTHER DIM OPTIONS PLEASE CONSULT | COLOURS MAY AFFECT THE LIGHTING PARAMETERS

Ⓜ & Ⓜ » 370



OPTIONAL ACCESSORY

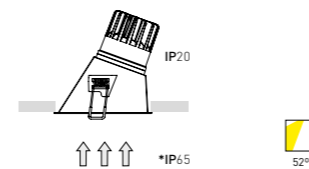
***SWAP IP65**
AFFECTS THE LIGHTING PARAMETERS

WHITE · DIRECT REFERENCE	LOR
W65 □	81%
W65 □ DIM TO WARM	76%

OTHER COLOURS

IP65 ACCESSORY Square
REFERENCE + A254-30-65- | W | N |

PRE-ASSEMBLED. NOT SOLD SEPARATELY



	P	CCT	I	Flux	LOR	
SWAP Square Asymmetric CRI>90	A255-31-10- W G Z WN N W65	5W	2700K	150mA	675 lm	86%
	A255-31-11- W G Z WN N W65	5W	3000K	150mA	700 lm	86%
	A255-31-13- W G Z WN N W65	5W	3500K	150mA	705 lm	86%
	A255-31-12- W G Z WN N W65	5W	4000K	150mA	710 lm	86%
	A255-32-10- W G Z WN N W65	7W	2700K	200mA	910 lm	86%
	A255-32-11- W G Z WN N W65	7W	3000K	200mA	940 lm	86%
	A255-32-13- W G Z WN N W65	7W	3500K	200mA	955 lm	86%
	A255-32-12- W G Z WN N W65	7W	4000K	200mA	960 lm	86%
	A255-32-20- W G Z WN N W65	7W	2700K	200mA	910 lm	86%
	A255-32-21- W G Z WN N W65	7W	3000K	200mA	940 lm	86%
	A255-32-23- W G Z WN N W65	7W	3500K	200mA	955 lm	86%
	A255-32-22- W G Z WN N W65	7W	4000K	200mA	960 lm	86%
SWAP Square Asymmetric Super CRI CRI>97	A355-32-10- W G Z WN N W65	7W	2700K	200mA	770 lm	86%
	A355-32-11- W G Z WN N W65	7W	3000K	200mA	800 lm	86%
	A355-32-12- W G Z WN N W65	7W	4000K	200mA	820 lm	86%
	A355-32-20- W G Z WN N W65	7W	2700K	200mA	770 lm	86%
	A355-32-21- W G Z WN N W65	7W	3000K	200mA	800 lm	86%
	A355-32-22- W G Z WN N W65	7W	4000K	200mA	820 lm	86%
	A355-32-30- W G Z WN N W65	7W	2700K	200mA	770 lm	86%
	A355-32-31- W G Z WN N W65	7W	3000K	200mA	800 lm	86%
	A355-32-32- W G Z WN N W65	7W	4000K	200mA	820 lm	86%

	P	CCT	I	Flux	LOR	
SWAP Square Asymmetric DIM to warm CRI>90	A255-33-29- W G Z WN N W65	6W	3000-1800K	350mA	640 lm	80%
	A255-33-39- W G Z WN N W65	6W	3000-1800K	350mA	640 lm	80%

220 V~ | 240 V~ | IP20 | IP65* | L90B10 >55.000h

MacAdam Step 2 | FAST | CONNEC | INCL | INCL | ACC. | 85 X 85 | 52°

	P	CCT	I	Flux	LOR	
SWAP Square Asymmetric DIM to warm CRI>90	A255-33-29- W G Z WN N W65	6W	3000-1800K	350mA	640 lm	80%
	A255-33-39- W G Z WN N W65	6W	3000-1800K	350mA	640 lm	80%

220 V~ | 240 V~ | IP20 | IP65* | L80B10 >55.000h

MacAdam Step 3 | FAST | CONNEC | INCL | INCL | ACC. | 85 X 85 | 52°

COLOUR | W □ | G □ | Z □ | WN □ | N □ | MATERIAL | AL | PC | PC | RAL ⓘ » 392

** OTHER DIM OPTIONS PLEASE CONSULT | COLOURS MAY AFFECT THE LIGHTING PARAMETERS

Ⓜ & Ⓜ » 370

BISEL EXTRA

Extra Bezel
Collerette Extra
Cornice Extra
Zusatz-Zierring



Complemento siempre incluido pero de uso opcional. Extiende el bisel de la pieza para cubrir empotramientos mayores, conservando el minimalismo de Swap y su perfecta integración en el techo. Fácil instalación. Ideal para reformas en las que reemplazar puntos de luz, con agujeros preexistentes, sin obras en el techo ni volver a pintar. Swap es la mejor opción de actualización al LED, frente a las lámparas de sustitución 'retrofit'.

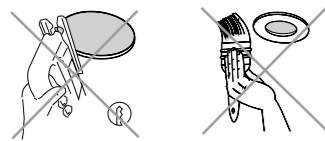
Accessory always included but for optional use. It extends the piece's bezel to cover larger recesses, keeping Swap's minimalism and its perfect integration into the ceiling. Easy to fit. Ideal for reforms to replace the light spot, with the already existing holes, without altering the ceiling or repainting. Swap is the best option for updating to LED technology by means of a real light fixture with incorporated LED, in contrast to just a retrofit lamp that only implies a less efficient update of the light source.

Complément toujours inclus mais à utiliser en option. Élargissement de la collerette de la pièce pour couvrir des encastres supérieurs tout en préservant le minimalisme de Swap et son intégration parfaite au plafond. Facile à installer. Idéal pour les réaménagements comprenant des points lumineux à remplacer avec des trous préexistants, sans travaux au plafond et sans besoin de repeindre. Swap est la meilleure option d'actualisation au LED, quand le LED et l'appareil d'éclairage sont intégrés, face aux lampes de substitution «retrofit».

Complemento sempre incluso, ma di uso facoltativo. Estende la cornice del pezzo per coprire incassi maggiori, conservando il minimalismo di Swap e la sua perfetta integrazione con il soffitto. Di facile installazione. Ideale per ristrutturazioni in cui è necessario sostituire punti luce, con fori pre-esistenti, senza lavori al soffitto né verniciatura. Swap è la migliore opzione di passaggio al LED rispetto alle lampade di sostituzione 'retrofit' che si limitano ad adeguare soltanto la fonte di luce.

Stets im Lieferumfang enthaltenes Zubehör-Teil, das optional verwendet werden kann, zur Verbreiterung des vorhandenen Zierrings und somit auch der Abdeckung größerer Lochmaße. Dabei bleiben der Minimalismus von Swap und die perfekte Integration in die Decke erhalten. Einfacher Einbau. Ideal bei Renovierungen, um Leuchten an bereits bestehenden Öffnungen ohne Eingriffe an der Decke oder zusätzliche Malerarbeiten auszutauschen. SWAP ist somit die ideale Option auf eine echte LED Leuchte mit integrierter LED aufzurüsten, statt nur mit einer ineffizienten Retrofit-Lampe das Leuchtmittel zu aktualisieren.

Swap COLOUR	W	G	Z	WN	N
bezel COLOUR	W	W	W	W	N

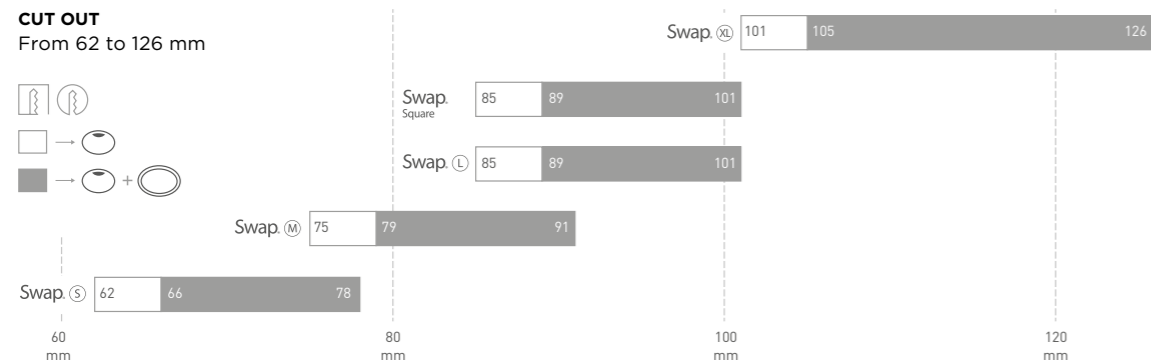
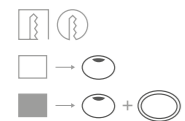


NO WORKS, NO REPAINTING



CUT OUT

From 62 to 126 mm



CUT-OUT MEASURES

Swap. S



62-66 +
66-78

Swap. L



85-89 +
89-101

62-126

Swap. M



75-79 +
79-91

Swap. XL



101-105 +
105-126

Swap. M Asymmetric



75-79 +
79-91

75-101

Swap. L Asymmetric



85-89 +
89-101

Swap. Square



85-89 +
89-101


85-101

Swap. Square Asymmetric




85-89 +
89-101

Swap



		P	CCT	I	Flux	LOR
SWAP S RT 2012	A412-11-10- W G Z WN N	5W	2700K	150mA	675 lm	81%
	A412-11-11- W G Z WN N	5W	3000K	150mA	700 lm	81%
	A412-11-13- W G Z WN N	5W	3500K	150mA	705 lm	81%
	A412-11-12- W G Z WN N	5W	4000K	150mA	710 lm	81%
	A412-12-10- W G Z WN N	7W	2700K	200mA	910 lm	81%
	A412-12-11- W G Z WN N	7W	3000K	200mA	940 lm	81%
	A412-12-13- W G Z WN N	7W	3500K	200mA	955 lm	81%
	A412-12-12- W G Z WN N	7W	4000K	200mA	960 lm	81%

220 V~ | IP65 | CRI>90 | L90B10 >55.000h

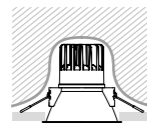


		P	CCT	I	Flux	LOR
SWAP M RT 2012	A412-21-10- W G Z WN N	5W	2700K	150mA	675 lm	81%
	A412-21-11- W G Z WN N	5W	3000K	150mA	700 lm	81%
	A412-21-13- W G Z WN N	5W	3500K	150mA	705 lm	81%
	A412-21-12- W G Z WN N	5W	4000K	150mA	710 lm	81%
	A412-22-10- W G Z WN N	7W	2700K	200mA	910 lm	81%
	A412-22-11- W G Z WN N	7W	3000K	200mA	940 lm	81%
	A412-22-13- W G Z WN N	7W	3500K	200mA	955 lm	81%
	A412-22-12- W G Z WN N	7W	4000K	200mA	960 lm	81%

220 V~ | IP65 | CRI>90 | L90B10 >55.000h



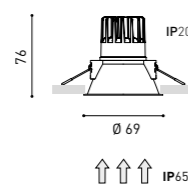
RECOUVRABLE
D'ISOLANT DEROULE



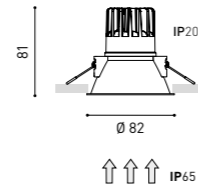
↑↑↑ IP65

EXCL | COLLERETTE EXCLUE. NON COMPATIBLE

Swap S RT 2012




Swap M RT 2012



COLOUR | W □ | G ■ | Z ■ | WN ■ | N ■ | MATERIAL | AL | PC | RAL ⓘ » 392

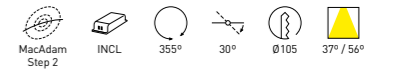
COLOURS MAY AFFECT THE LIGHTING PARAMETERS | ADD-ON BEZEL EXCLUDED. NOT COMPATIBLE

Pointer



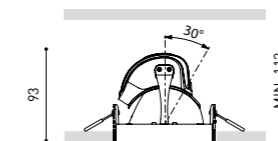
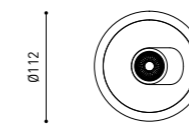
		P	CCT	I	Flux	LOR
POINTER	A271-11- Ⓞ -0- W N	5W	2700K	150mA	680 lm	78%
	A271-11- Ⓞ -1- W N	5W	3000K	150mA	700 lm	78%
	A271-11- Ⓞ -2- W N	5W	4000K	150mA	720 lm	78%
	A271-21- Ⓞ -0- W N	7W	2700K	200mA	860 lm	78%
	A271-21- Ⓞ -1- W N	7W	3000K	200mA	900 lm	78%
	A271-21- Ⓞ -2- W N	7W	4000K	200mA	920 lm	78%
	A271-31- Ⓞ -0- W N	11W	2700K	300mA	1200 lm	78%
	A271-31- Ⓞ -1- W N	11W	3000K	300mA	1250 lm	78%
	A271-31- Ⓞ -2- W N	11W	4000K	300mA	1280 lm	78%
	A271-32- Ⓞ -0- W N	11W	2700K	300mA	1200 lm	78%
	A271-32- Ⓞ -1- W N	11W	3000K	300mA	1250 lm	78%
	A271-32- Ⓞ -2- W N	11W	4000K	300mA	1280 lm	78%
	A271-33- Ⓞ -0- W N	11W	2700K	300mA	1200 lm	78%
	A271-33- Ⓞ -1- W N	11W	3000K	300mA	1250 lm	78%
	A271-33- Ⓞ -2- W N	11W	4000K	300mA	1280 lm	78%

220 V~ | IP20 | CRI>90 | L90B10 >55.000h



Ⓞ BEAM OPTIONS


1	37°
2	56°



COLOUR | W □ | N ■ | MATERIAL | AL | PC | RAL ⓘ » 392

* OTHER DIM OPTIONS PLEASE CONSULT | COLOURS MAY AFFECT THE LIGHTING PARAMETERS

Ⓞ & 392 » 370



LEX MINI & LEX MINI BLUE ON



LEX MINI BLUE OFF

		P	CCT	I	Flux	LOR
LEX Mini 1	A378-01-10- W G Z WN N	6,5W	2700K	200mA	910 lm	70%
	A378-01-11- W G Z WN N	6,5W	3000K	200mA	940 lm	70%
	A378-01-13- W G Z WN N	6,5W	3500K	200mA	955 lm	70%
	A378-01-12- W G Z WN N	6,5W	4000K	200mA	960 lm	70%
LEX Mini Blue 1	A378-11-10- W	6,5W	2700K	200mA	910 lm	70%
	A378-11-11- W	6,5W	3000K	200mA	940 lm	70%
	A378-11-13- W	6,5W	3500K	200mA	955 lm	70%
	A378-11-12- W	6,5W	4000K	200mA	960 lm	70%
LEX Mini 2	A378-02- Ⓞ -0- W G Z WN N	12W	2700K	350mA	1400 lm	70%
	A378-02- Ⓞ -1- W G Z WN N	12W	3000K	350mA	1460 lm	70%
	A378-02- Ⓞ -3- W G Z WN N	12W	3500K	350mA	1475 lm	70%
	A378-02- Ⓞ -2- W G Z WN N	12W	4000K	350mA	1480 lm	70%
LEX Mini Blue 2	A378-12- Ⓞ -0- W	12W	2700K	350mA	1400 lm	70%
	A378-12- Ⓞ -1- W	12W	3000K	350mA	1460 lm	70%
	A378-12- Ⓞ -3- W	12W	3500K	350mA	1475 lm	70%
	A378-12- Ⓞ -2- W	12W	4000K	350mA	1480 lm	70%

220 V~ | IP20 | CRI>90 | L90B10 >55.000h



Ⓞ	*OPTIONS
1	No DIM
2	DIM DALI
3	DIM Push

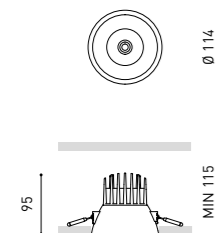
DIM PHASE CUT & OTHER DIM OPTIONS PLEASE CONSULT

OPTIONAL ACCESSORY

LEX High Chromatic LED ** ⓘ » 361
NOT SOLD SEPARATELY

		P	CCT	I	Flux	LOR
LEX Mini Tunable White	A378-00-28- W G Z WN N	10,5W	2700-5000K	600mA	1250 lm	70%
LEX Mini Blue Tunable White	A378-10-28- W	10,5W	2700-5000K	600mA	1250 lm	70%

220 V~ | IP20 | CRI>90 | L80B10 >55.000h



		P	CCT	I	Flux	LOR
LEX Mini DIM to Warm	A378-00-29- W G Z WN N	11,5W	1800-3000K	350mA	1265 lm	70%
LEX Mini Blue dim to warm	A378-10-29- W	11,5W	1800-3000K	350mA	1265 lm	70%

220 V~ | IP20 | CRI>90 | L80B10 >55.000h



DIM PHASE CUT & OTHER DIM OPTIONS PLEASE CONSULT

COLOUR | W □ | G ■ | Z ■ | WN ■ | N ■ | MATERIAL | AL | PC | RAL ⓘ » 392

** ACCESSORY & COLOURS AFFECT THE LIGHTING PARAMETERS

Ⓞ ⓘ & ⓘ » 370




LEX MINI ASYMM. & MINI ASYMM. BLUE ON



LEX MINI ASYMMETRIC BLUE OFF

		P	CCT	I	Flux	LOR
LEX Mini Asymmetric 1	A379-01-10- W G Z WN N	6,5W	2700K	200mA	910 lm	70%
	A379-01-11- W G Z WN N	6,5W	3000K	200mA	940 lm	70%
	A379-01-13- W G Z WN N	6,5W	3500K	200mA	955 lm	70%
	A379-01-12- W G Z WN N	6,5W	4000K	200mA	960 lm	70%
LEX Mini Asymmetric Blue 1	A379-11-10- W	6,5W	2700K	200mA	910 lm	70%
	A379-11-11- W	6,5W	3000K	200mA	940 lm	70%
	A379-11-13- W	6,5W	3500K	200mA	955 lm	70%
	A379-11-12- W	6,5W	4000K	200mA	960 lm	70%
LEX Mini Asymmetric 2	A379-02- Ⓞ -0- W G Z WN N	12W	2700K	350mA	1400 lm	70%
	A379-02- Ⓞ -1- W G Z WN N	12W	3000K	350mA	1460 lm	70%
	A379-02- Ⓞ -3- W G Z WN N	12W	3500K	350mA	1475 lm	70%
	A379-02- Ⓞ -2- W G Z WN N	12W	4000K	350mA	1480 lm	70%
LEX Mini Asymmetric Blue 2	A379-12- Ⓞ -0- W	12W	2700K	350mA	1400 lm	70%
	A379-12- Ⓞ -1- W	12W	3000K	350mA	1460 lm	70%
	A379-12- Ⓞ -3- W	12W	3500K	350mA	1475 lm	70%
	A379-12- Ⓞ -2- W	12W	4000K	350mA	1480 lm	70%

220 V~ | IP20 | CRI>90 | L90B10 >55.000h



Ⓞ	*OPTIONS
1	No DIM
2	DIM DALI
3	DIM Push

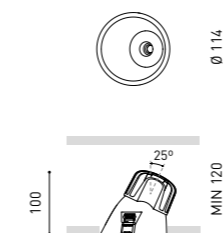
DIM PHASE CUT & OTHER DIM OPTIONS PLEASE CONSULT

OPTIONAL ACCESSORY

LEX High Chromatic LED ** ⓘ » 361
NOT SOLD SEPARATELY

		P	CCT	I	Flux	LOR
LEX Mini Asymmetric Tunable White	A379-00-28- W R G Z WN N	10,5W	2700-5000K	600mA	1250 lm	70%
LEX Mini Asymmetric Blue Tunable White	A379-10-28- W	10,5W	2700-5000K	600mA	1250 lm	70%

220 V~ | IP20 | CRI>90 | L80B10 >55.000h



		P	CCT	I	Flux	LOR
LEX Mini Asymmetric DIM to Warm	A379-00-29- W G Z WN N	11,5W	1800-3000K	350mA	1265 lm	70%
LEX Mini Asymmetric Blue DIM to warm	A379-10-29- W	11,5W	1800-3000K	350mA	1265 lm	70%

220 V~ | IP20 | CRI>90 | L80B10 >55.000h



DIM PHASE CUT & OTHER DIM OPTIONS PLEASE CONSULT

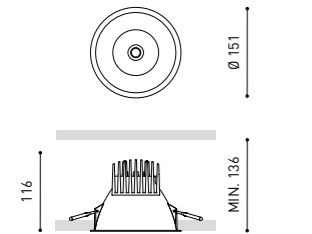
COLOUR | W □ | G ■ | Z ■ | WN ■ | N ■ | MATERIAL | AL | PC | RAL ⓘ » 392

** ACCESSORY & COLOURS AFFECT THE LIGHTING PARAMETERS

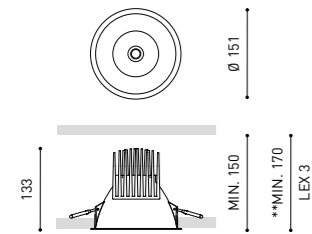
Ⓞ ⓘ & ⓘ » 370



		P	CCT	I	Flux	LOR	
LEX 1	A070-01-25- W G Z WN N	10W	2700K	300mA	1370 lm	70%	
	A070-01-01- W G Z WN N	10W	3000K	300mA	1420 lm	70%	
	A070-01-34- W G Z WN N	10W	3500K	300mA	1435 lm	70%	
	A070-01-02- W G Z WN N	10W	4000K	300mA	1440 lm	70%	
LEX 2	A070-01-26- W G Z WN N	17W	2700K	500mA	2070 lm	70%	
	A070-01-03- W G Z WN N	17W	3000K	500mA	2150 lm	70%	
	A070-01-35- W G Z WN N	17W	3500K	500mA	2170 lm	70%	
	A070-01-04- W G Z WN N	17W	4000K	500mA	2180 lm	70%	
	A070-01-27- W G Z WN N	17W	2700K	500mA	2070 lm	70%	
	A070-01-07- W G Z WN N	17W	3000K	500mA	2150 lm	70%	
	A070-01-36- W G Z WN N	17W	3500K	500mA	2170 lm	70%	
	A070-01-08- W G Z WN N	17W	4000K	500mA	2180 lm	70%	
	A070-01-29- W G Z WN N	17W	2700K	500mA	2070 lm	70%	
	A070-01-15- W G Z WN N	17W	3000K	500mA	2150 lm	70%	
	A070-01-37- W G Z WN N	17W	3500K	500mA	2170 lm	70%	
	A070-01-16- W G Z WN N	17W	4000K	500mA	2180 lm	70%	
	LEX 3	A070-01-30- W G Z WN N	24W	2700K	700mA	2690 lm	70%
		A070-01-17- W G Z WN N	24W	3000K	700mA	2800 lm	70%
		A070-01-38- W G Z WN N	24W	3500K	700mA	2830 lm	70%
		A070-01-18- W G Z WN N	24W	4000K	700mA	2840 lm	70%
A070-01-31- W G Z WN N		24W	2700K	700mA	2690 lm	70%	
A070-01-23- W G Z WN N		24W	3000K	700mA	2800 lm	70%	
A070-01-39- W G Z WN N		24W	3500K	700mA	2830 lm	70%	
A070-01-24- W G Z WN N		24W	4000K	700mA	2840 lm	70%	
A070-01-33- W G Z WN N		24W	2700K	700mA	2690 lm	70%	
A070-01-21- W G Z WN N		24W	3000K	700mA	2800 lm	70%	
A070-01-40- W G Z WN N		24W	3500K	700mA	2830 lm	70%	
A070-01-22- W G Z WN N		24W	4000K	700mA	2840 lm	70%	



LEX 1 & 2



LEX 3**
LEX Tunable White
LEX Dim To Warm

220 V~ | IP20 | CRI>90 | L90B10 >55.000h

 DIM PHASE CUT & OTHER DIM OPTIONS PLEASE CONSULT

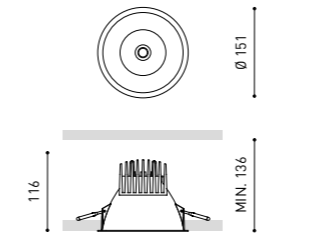

		P	CCT	I	Flux	LOR
LEX Tunable White	A368-01-00- W G Z WN N	21,5W	2700-5000K	600mA	2300 lm	70%
LEX DIM to warm	A368-02-00- W G Z WN N	20W	1800-3000K	600mA	2150 lm	70%

220 V~ | IP20 | CRI>90 | L80B10 >55.000h

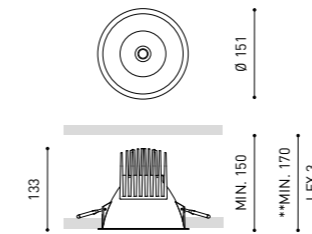
 DIM PHASE CUT & OTHER DIM OPTIONS PLEASE CONSULT

OPTIONAL ACCESSORY
LEX High Chromatic LED * ⓘ » 361
 NOT SOLD SEPARATELY

COLOUR | W □ | G ■ | Z ■ | WN ■ | N ■ | MATERIAL | AL | PC | RAL ⓘ » 392
 OTHER CCT PLEASE CONSULT | * ACCESSORY & COLOURS AFFECT THE LIGHTING PARAMETERS ⓘ & » 370



LEX 1 & 2



LEX 3**
LEX Blue Tunable White
LEX Blue Dim To Warm

		P	CCT	I	Flux	LOR	
LEX Blue 1	A070-02-25- W	10W	2700K	300mA	1370 lm	70%	
	A070-02-01- W	10W	3000K	300mA	1420 lm	70%	
	A070-02-34- W	10W	3500K	300mA	1435 lm	70%	
	A070-02-02- W	10W	4000K	300mA	1440 lm	70%	
LEX Blue 2	A070-02-26- W	17W	2700K	500mA	2070 lm	70%	
	A070-02-03- W	17W	3000K	500mA	2150 lm	70%	
	A070-02-35- W	17W	3500K	500mA	2170 lm	70%	
	A070-02-04- W	17W	4000K	500mA	2180 lm	70%	
	A070-02-27- W	17W	2700K	500mA	2070 lm	70%	
	A070-02-07- W	17W	3000K	500mA	2150 lm	70%	
	A070-02-36- W	17W	3500K	500mA	2170 lm	70%	
	A070-02-08- W	17W	4000K	500mA	2180 lm	70%	
	A070-02-29- W	17W	2700K	500mA	2070 lm	70%	
	A070-02-15- W	17W	3000K	500mA	2150 lm	70%	
	A070-02-37- W	17W	3500K	500mA	2170 lm	70%	
	A070-02-16- W	17W	4000K	500mA	2180 lm	70%	
	LEX Blue 3	A070-02-30- W	24W	2700K	700mA	2690 lm	70%
		A070-02-17- W	24W	3000K	700mA	2800 lm	70%
		A070-02-38- W	24W	3500K	700mA	2830 lm	70%
		A070-02-18- W	24W	4000K	700mA	2840 lm	70%
A070-02-31- W		24W	2700K	700mA	2690 lm	70%	
A070-02-23- W		24W	3000K	700mA	2800 lm	70%	
A070-02-39- W		24W	3500K	700mA	2830 lm	70%	
A070-02-24- W		24W	4000K	700mA	2840 lm	70%	
A070-02-33- W		24W	2700K	700mA	2690 lm	70%	
A070-02-21- W		24W	3000K	700mA	2800 lm	70%	
A070-02-40- W		24W	3500K	700mA	2830 lm	70%	
A070-02-22- W		24W	4000K	700mA	2840 lm	70%	

220 V~ | IP20 | CRI>90 | L90B10 >55.000h

 DIM PHASE CUT & OTHER DIM OPTIONS PLEASE CONSULT

		P	CCT	I	Flux	LOR
LEX Blue Tunable White	A368-11-00- W	21,5W	2700-5000K	600mA	2300 lm	70%
LEX Blue DIM to warm	A368-12-00- W	20W	1800-3000K	600mA	2150 lm	70%

220 V~ | IP20 | CRI>90 | L80B10 >55.000h

 DIM PHASE CUT & OTHER DIM OPTIONS PLEASE CONSULT

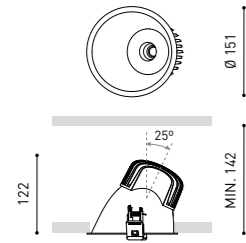
OPTIONAL ACCESSORY
LEX High Chromatic LED ⓘ » 361
 NOT SOLD SEPARATELY
 AFFECTS THE LIGHTING PARAMETERS

COLOUR | W □ | MATERIAL | AL | PC | RAL ⓘ » 392
 OTHER CCT PLEASE CONSULT ⓘ & » 370

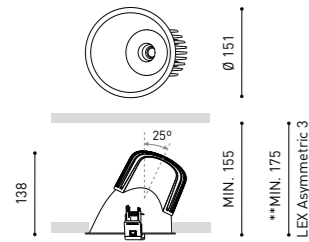




		P	CCT	I	Flux	LOR
LEX Asymmetric 1	A071-01-25- W G Z WN N	10W	2700K	300mA	1370 lm	70%
	A071-01-01- W G Z WN N	10W	3000K	300mA	1420 lm	70%
	A071-01-34- W G Z WN N	10W	3500K	300mA	1435 lm	70%
	A071-01-02- W G Z WN N	10W	4000K	300mA	1440 lm	70%
LEX Asymmetric 2	A071-01-26- W G Z WN N	17W	2700K	500mA	2070 lm	70%
	A071-01-03- W G Z WN N	17W	3000K	500mA	2150 lm	70%
	A071-01-35- W G Z WN N	17W	3500K	500mA	2170 lm	70%
	A071-01-04- W G Z WN N	17W	4000K	500mA	2180 lm	70%
	A071-01-27- W G Z WN N	17W	2700K	500mA	2070 lm	70%
	A071-01-07- W G Z WN N	17W	3000K	500mA	2150 lm	70%
	A071-01-36- W G Z WN N	17W	3500K	500mA	2170 lm	70%
	A071-01-08- W G Z WN N	17W	4000K	500mA	2180 lm	70%
	A071-01-29- W G Z WN N	17W	2700K	500mA	2070 lm	70%
	A071-01-15- W G Z WN N	17W	3000K	500mA	2150 lm	70%
	A071-01-37- W G Z WN N	17W	3500K	500mA	2170 lm	70%
	A071-01-16- W G Z WN N	17W	4000K	500mA	2180 lm	70%
LEX Asymmetric 3	A071-01-30- W G Z WN N	24W	2700K	700mA	2690 lm	70%
	A071-01-17- W G Z WN N	24W	3000K	700mA	2800 lm	70%
	A071-01-38- W G Z WN N	24W	3500K	700mA	2830 lm	70%
	A071-01-18- W G Z WN N	24W	4000K	700mA	2840 lm	70%
	A071-01-31- W G Z WN N	24W	2700K	700mA	2690 lm	70%
	A071-01-23- W G Z WN N	24W	3000K	700mA	2800 lm	70%
	A071-01-39- W G Z WN N	24W	3500K	700mA	2830 lm	70%
	A071-01-24- W G Z WN N	24W	4000K	700mA	2840 lm	70%
	A071-01-33- W G Z WN N	24W	2700K	700mA	2690 lm	70%
	A071-01-21- W G Z WN N	24W	3000K	700mA	2800 lm	70%
	A071-01-40- W G Z WN N	24W	3500K	700mA	2830 lm	70%
	A071-01-22- W G Z WN N	24W	4000K	700mA	2840 lm	70%



LEX ASYMMETRIC 1 & 2



LEX ASYMMETRIC 3**
LEX ASYMMETRIC Tunable White
LEX ASYMMETRIC Dim To Warm

220 V~ | 240 V~ | IP20 | CRI>90 | L90B10 >55.000 h
DIM PHASE CUT & OTHER DIM OPTIONS PLEASE CONSULT
 INCL

		P	CCT	I	Flux	LOR
LEX Asymmetric Tunable White	A369-01-00- W G Z WN N	21,5W	2700-5000K	600mA	2300 lm	70%
LEX Asymmetric DIM to warm	A369-02-00- W G Z WN N	20W	1800-3000K	600mA	2150 lm	70%

220 V~ | 240 V~ | IP20 | CRI>90 | L80B10 >55.000 h
 INCL

OPTIONAL ACCESSORY
LEX High Chromatic LED * » 361
NOT SOLD SEPARATELY

COLOUR | W □ | G ■ | Z ■ | WN ■ | N ■ | MATERIAL | AL | PC | RAL » 392
OTHER CCT PLEASE CONSULT | * ACCESSORY & COLOURS AFFECT THE LIGHTING PARAMETERS & » 370

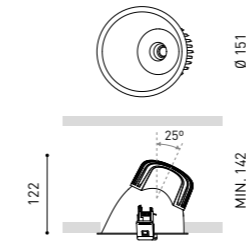


LEX ASYMMETRIC BLUE ON

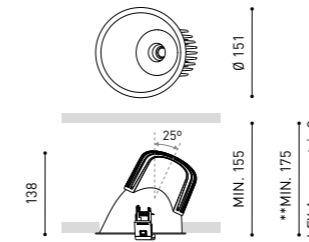


LEX ASYMMETRIC BLUE OFF

		P	CCT	I	Flux	LOR
LEX Asymmetric Blue 1	A071-02-25- W	10W	2700K	300mA	1370 lm	70%
	A071-02-01- W	10W	3000K	300mA	1420 lm	70%
	A071-02-34- W	10W	3500K	300mA	1435 lm	70%
	A071-02-02- W	10W	4000K	300mA	1440 lm	70%
LEX Asymmetric Blue 2	A071-02-26- W	17W	2700K	500mA	2070 lm	70%
	A071-02-03- W	17W	3000K	500mA	2150 lm	70%
	A071-02-35- W	17W	3500K	500mA	2170 lm	70%
	A071-02-04- W	17W	4000K	500mA	2180 lm	70%
	A071-02-27- W	17W	2700K	500mA	2070 lm	70%
	A071-02-07- W	17W	3000K	500mA	2150 lm	70%
	A071-02-36- W	17W	3500K	500mA	2170 lm	70%
	A071-02-08- W	17W	4000K	500mA	2180 lm	70%
	A071-02-29- W	17W	2700K	500mA	2070 lm	70%
	A071-02-15- W	17W	3000K	500mA	2150 lm	70%
	A071-02-37- W	17W	3500K	500mA	2170 lm	70%
	A071-02-16- W	17W	4000K	500mA	2180 lm	70%
LEX Asymmetric Blue 3	A071-02-30- W	24W	2700K	700mA	2690 lm	70%
	A071-02-17- W	24W	3000K	700mA	2800 lm	70%
	A071-02-38- W	24W	3500K	700mA	2830 lm	70%
	A071-02-18- W	24W	4000K	700mA	2840 lm	70%
	A071-02-31- W	24W	2700K	700mA	2690 lm	70%
	A071-02-23- W	24W	3000K	700mA	2800 lm	70%
	A071-02-39- W	24W	3500K	700mA	2830 lm	70%
	A071-02-24- W	24W	4000K	700mA	2840 lm	70%
	A071-02-33- W	24W	2700K	700mA	2690 lm	70%
	A071-02-21- W	24W	3000K	700mA	2800 lm	70%
	A071-02-40- W	24W	3500K	700mA	2830 lm	70%
	A071-02-22- W	24W	4000K	700mA	2840 lm	70%



LEX ASYMMETRIC Blue 1 & 2



LEX ASYMMETRIC Blue 3**
LEX ASYMMETRIC Blue Tunable White
LEX ASYMMETRIC Blue Dim To Warm

220 V~ | 240 V~ | IP20 | CRI>90 | L90B10 >55.000 h
DIM PHASE CUT & OTHER DIM OPTIONS PLEASE CONSULT
 INCL

		P	CCT	I	Flux	LOR
LEX Asymmetric Blue Tunable White	A369-11-00- W	21,5W	2700-5000K	600mA	2300 lm	70%
LEX Asymmetric Blue DIM to warm	A369-12-00- W	20W	1800-3000K	600mA	2150 lm	70%

220 V~ | 240 V~ | IP20 | CRI>90 | L80B10 >55.000 h
 INCL

OPTIONAL ACCESSORY
LEX High Chromatic LED » 361
NOT SOLD SEPARATELY
AFFECTS THE LIGHTING PARAMETERS

COLOUR | W □ | MATERIAL | AL | PC | RAL » 392
OTHER CCT PLEASE CONSULT & » 370



Duomo



		P	CCT	I	Flux	LOR
DUOMO IP65/IP20	A285-01-11- W IP65 / IP20	16,5W	3000K	500mA	2450 lm	80%
	A285-01-12- W IP65 / IP20	16,5W	4000K	500mA	2500 lm	80%
	A285-02- ④ -1- W IP65 / IP20	41W	3000K	1200mA	5100 lm	80%
	A285-02- ④ -2- W IP65 / IP20	41W	4000K	1200mA	5200 lm	80%

220 V~ | CRI>90 | L90B10 >55.000h



		P	CCT	I	Flux	LOR
DUOMO IP65/IP65	A285-11-11- W IP65 / IP65	16,5W	3000K	500mA	2450 lm	80%
	A285-11-12- W IP65 / IP65	16,5W	4000K	500mA	2500 lm	80%
	A285-12-11- W IP65 / IP65	41W	3000K	1200mA	5100 lm	80%
	A285-12-12- W IP65 / IP65	41W	4000K	1200mA	5200 lm	80%

220 V~ | CRI>90 | L90B10 >55.000h



④ *OPTIONS

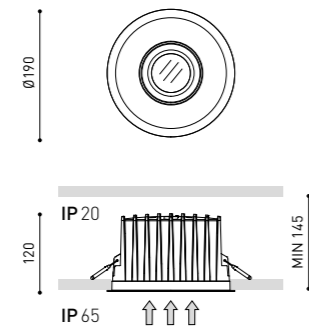
1	No DIM
2	DIM Push
4	DIM DALI

DIM PHASE CUT & OTHER DIM OPTIONS PLEASE CONSULT

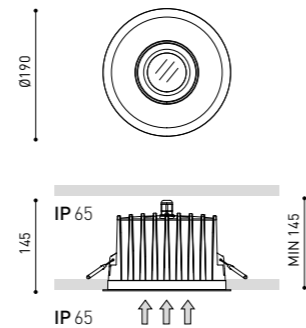
OPTIONAL

DUOMO High Chromatic LED » 361
NOT SOLD SEPARATELY | AFFECTS THE LIGHTING PARAMETERS

DUOMO IP65 / IP20



DUOMO IP65 / IP65



COLOUR | W | MATERIAL | AL | PC | OPTICAL GLASS |

OTHER CCT PLEASE CONSULT

RAL » 392

& » 370

Puck Recessed

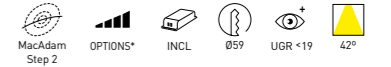


Extended Family / Puck_128 / Puck S 48V_262 / Puck Outdoor_3230



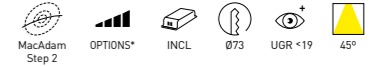
		P	CCT	I	Flux	LOR
PUCK S Recessed	A313-00- ④ -0- WT NT IP20	5W	2700K	150mA	670 lm	80%
	A313-00- ④ -1- WT NT IP20	5W	3000K	150mA	700 lm	80%
	A313-00- ④ -2- WT NT IP20	5W	4000K	150mA	710 lm	80%
PUCK S Recessed IP54	A314-00- ④ -0- WT NT IP54	5W	2700K	150mA	670 lm	80%
	A314-00- ④ -1- WT NT IP54	5W	3000K	150mA	700 lm	80%
	A314-00- ④ -2- WT NT IP54	5W	4000K	150mA	710 lm	80%

220 V~ | CRI>90 | L90B10 >55.000h



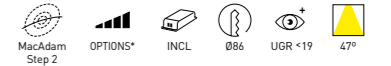
		P	CCT	I	Flux	LOR
PUCK M Recessed	A313-10- ④ -0- WT NT IP20	9W	2700K	500mA	1090 lm	77%
	A313-10- ④ -1- WT NT IP20	9W	3000K	500mA	1160 lm	77%
	A313-10- ④ -2- WT NT IP20	9W	4000K	500mA	1230 lm	77%
PUCK M Recessed IP54	A314-10- ④ -0- WT NT IP54	9W	2700K	500mA	1090 lm	77%
	A314-10- ④ -1- WT NT IP54	9W	3000K	500mA	1160 lm	77%
	A314-10- ④ -2- WT NT IP54	9W	4000K	500mA	1230 lm	77%

220 V~ | CRI>90 | L80B10 >60.000h



		P	CCT	I	Flux	LOR
PUCK L Recessed	A313-20- ④ -0- WT NT IP20	12W	2700K	350mA	1550 lm	82%
	A313-20- ④ -1- WT NT IP20	12W	3000K	350mA	1610 lm	82%
	A313-20- ④ -2- WT NT IP20	12W	4000K	350mA	1640 lm	82%
PUCK L Recessed IP54	A314-20- ④ -0- WT NT IP54	12W	2700K	350mA	1550 lm	82%
	A314-20- ④ -1- WT NT IP54	12W	3000K	350mA	1610 lm	82%
	A314-20- ④ -2- WT NT IP54	12W	4000K	350mA	1640 lm	82%

220 V~ | CRI>90 | L90B10 >55.000h



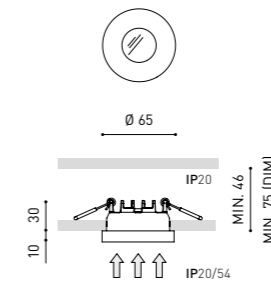
④ *OPTIONS

1	No DIM
2	DIM DALI Push
5	DIM Phase Cut**

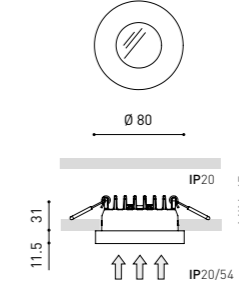
** NOT AVAILABLE FOR PUCK S RECESSED | OTHER DIM OPTIONS PLEASE CONSULT



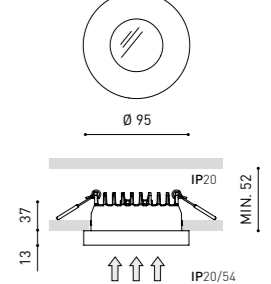
PUCK S RECESSED



PUCK M RECESSED



PUCK L RECESSED




COLOUR | WT | NT |

MATERIAL | AL | OPTICAL GLASS |

RAL » 392

& » 370



		CCT	LOR
ALASKA Trimless	A401-00-00- N	2700K	30%
	A401-00-01- N	3000K	30%

III IP44 | CRI>90 | L90B10 >55.000h



*DRIVER OPTIONS

		P	I	CCT	Flux
NO DIM	0434-00-42	4,5W	500mA	2700K	475 lm
	1 to 4 Alaska Trimless			3000K	500 lm
DALI	0434-00-44	4,5W	500mA	2700K	475 lm
	1 to 4 Alaska Trimless			3000K	500 lm

220 V~ | 240 | DRIVER MUST BE PLACED ON REMOTE | DIM PHASE CUT & OTHER DIM OPTIONS PLEASE CONSULT ⓘ » 362

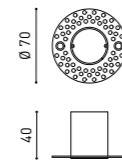
ACCESSORY

ALASKA Trimless Accessory** A401-10-00

MANDATORY FOR INSTALLATION

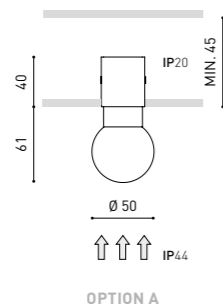
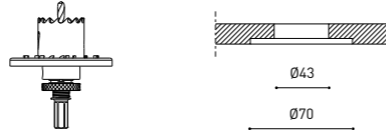


Ø38

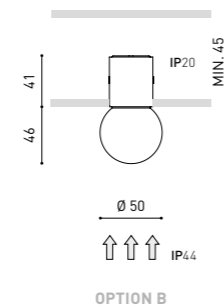


OPTIONAL ACCESSORY

TRIMLESS TOOL D43 X D70mm A478-00-02



OPTION A




OPTION B

COLOUR | N ■ | MATERIAL | AL | OPTICAL GLASS |

RAL ⓘ » 392

OTHER CCT OPTIONS PLEASE CONSULT

Ⓢ » 370



		P	CCT	I	Flux	LOR
ALASKA Big Trimless	A426-00- Ⓢ -0- N	9,3W	2700K	550mA	1130 lm	36%
	A426-00- Ⓢ -1- N	9,3W	3000K	550mA	1200 lm	36%

220 V~ | 240 | IP44 | CRI>90 | L90B10 >60.000h



Ⓢ OPTIONS*

- 1 No DIM
- 2 DIM DALI
- 3 DIM Push

DIM PHASE CUT & OTHER DIM OPTIONS PLEASE CONSULT

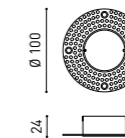
ACCESSORY

ALASKA BIG Trimless Accessory** A426-10-00

MANDATORY FOR INSTALLATION

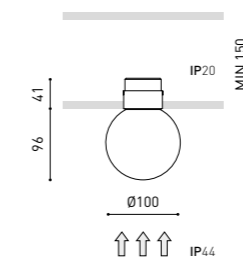
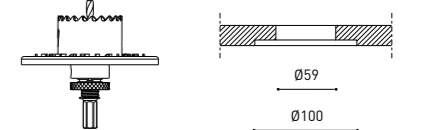


Ø54



OPTIONAL ACCESSORY

TRIMLESS TOOL D59 X D100mm A478-00-03




COLOUR | N ■ | MATERIAL | AL | OPTICAL GLASS |

RAL ⓘ » 392

OTHER CCT OPTIONS PLEASE CONSULT

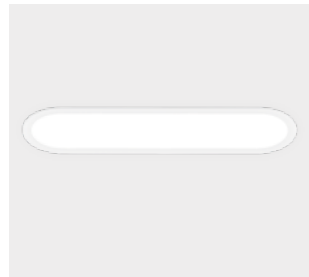
Ⓢ » 370

Olympia



	P	CCT	I	Flux	LOR
OLYMPIA Mini A258-00- Ⓞ -1- W	5,5W	3000K	500mA	800 lm	63%
A258-00- Ⓞ -2- W	5,5W	4000K	500mA	825 lm	63%

220 V~ | IP54 | IK10 | CRI>90 | L80B10 >60.000h



	P	CCT	I	Flux	LOR
OLYMPIA A257-00- Ⓞ -1- W	10,5W	3000K	350mA	1550 lm	67%
A257-00- Ⓞ -2- W	10,5W	4000K	350mA	1575 lm	67%

220 V~ | IP54 | IK10 | CRI>90 | L80B10 >60.000h

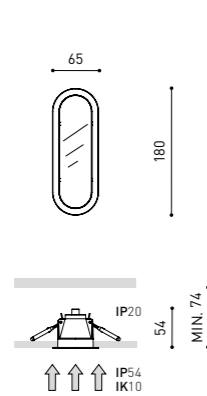


Ⓞ *OPTIONS

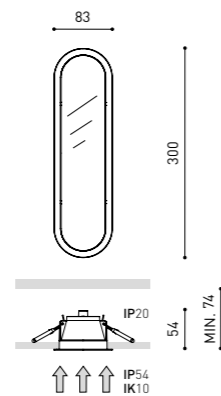
1	No DIM
2	DIM Push
4	DIM DALI

DIM PHASE CUT & OTHER DIM OPTIONS PLEASE CONSULT

OLYMPIA MINI



OLYMPIA




COLOUR | W □ | MATERIAL | AL | PC | PC |

EASY CUT OUT INSTALLATION, TEMPLATE INCLUDED

RAL » 392

& » 370

Deep



	P	CCT	I	Flux	LOR
DEEP Mini 2 A250- Ⓞ -2- Ⓞ -0- WT	7W	2700K	500mA	975 lm	76%
A250- Ⓞ -2- Ⓞ -1- WT	7W	3000K	500mA	1050 lm	76%
A250- Ⓞ -2- Ⓞ -2- WT	7W	4000K	500mA	1075 lm	76%
DEEP Mini 3 A250- Ⓞ -3- Ⓞ -0- WT	10W	2700K	700mA	1275 lm	76%
A250- Ⓞ -3- Ⓞ -1- WT	10W	3000K	700mA	1375 lm	76%
A250- Ⓞ -3- Ⓞ -2- WT	10W	4000K	700mA	1400 lm	76%

220 V~ | IP43 | IP54* | CRI>90 | L80B10 >60.000h



	P	CCT	I	Flux	LOR
DEEP 1 A249- Ⓞ -1- Ⓞ -0- WT	10,5W	2700K	350mA	1525 lm	85%
A249- Ⓞ -1- Ⓞ -1- WT	10,5W	3000K	350mA	1650 lm	85%
A249- Ⓞ -1- Ⓞ -2- WT	10,5W	4000K	350mA	1675 lm	85%
DEEP 2 A249- Ⓞ -2- Ⓞ -0- WT	15,5W	2700K	500mA	2100 lm	85%
A249- Ⓞ -2- Ⓞ -1- WT	15,5W	3000K	500mA	2275 lm	85%
A249- Ⓞ -2- Ⓞ -2- WT	15,5W	4000K	500mA	2300 lm	85%
DEEP 3 A249- Ⓞ -3- Ⓞ -0- WT	22W	2700K	700mA	2800 lm	85%
A249- Ⓞ -3- Ⓞ -1- WT	22W	3000K	700mA	3025 lm	85%
A249- Ⓞ -3- Ⓞ -2- WT	22W	4000K	700mA	3075 lm	85%
DEEP 4 A249- Ⓞ -4- Ⓞ -1- WT	27W	3000K	700mA	4050 lm	87%
A249- Ⓞ -4- Ⓞ -2- WT	27W	4000K	700mA	4100 lm	87%

220 V~ | IP43 | IP54* | CRI>90 | L80B10 >60.000h



	P	CCT	I	Flux	LOR
DEEP Maxi 2 A248- Ⓞ -2- Ⓞ -1- WT	15W	3000K	350mA	2450 lm	85%
A248- Ⓞ -2- Ⓞ -2- WT	15W	4000K	350mA	2500 lm	85%
DEEP Maxi 3 A248- Ⓞ -3- Ⓞ -1- WT	22W	3000K	500mA	3450 lm	85%
A248- Ⓞ -3- Ⓞ -2- WT	22W	4000K	500mA	3500 lm	85%
DEEP Maxi 4 A248- Ⓞ -4- Ⓞ -1- WT	31W	3000K	700mA	4700 lm	85%
A248- Ⓞ -4- Ⓞ -2- WT	31W	4000K	700mA	4775 lm	85%
DEEP Maxi 5 A248- Ⓞ -5- Ⓞ -1- WT	40W	3000K	900mA	5825 lm	85%
A248- Ⓞ -5- Ⓞ -2- WT	40W	4000K	900mA	5925 lm	85%

220 V~ | IP43 | IP54* | CRI>90 | L80B10 >60.000h



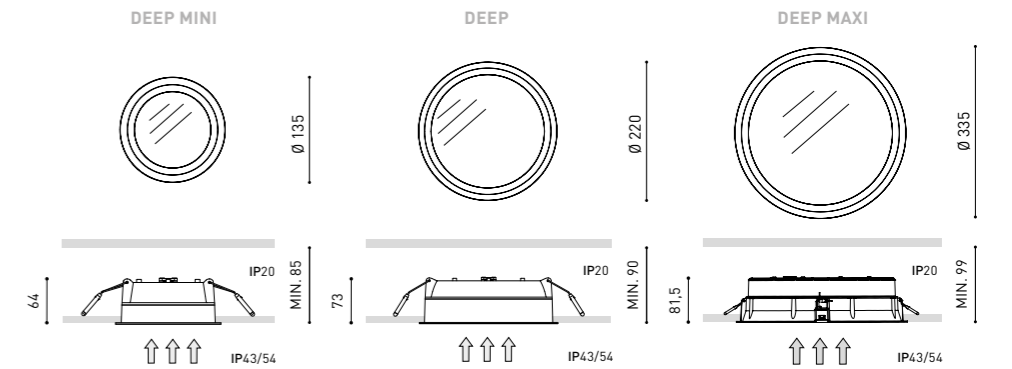
Ⓞ *OPTIONS

0	IP43
1	IP54

Ⓞ **OPTIONS

1	No DIM
2	DIM Push
4	DIM DALI


DIM PHASE CUT & OTHER DIM OPTIONS PLEASE CONSULT



COLOUR | WT □ | MATERIAL | AL | PMMA |

RAL » 392

& » 370



		P	CCT	I	Flux	LOR
DROP Micro 1	A224-01-10- WT NT	5W	2700K	140mA	700 lm	72%
	A224-01-11- WT NT	5W	3000K	140mA	730 lm	72%
	A224-01-12- WT NT	5W	4000K	140mA	750 lm	72%
DROP Micro 2	A224-02- ① -0- WT NT	7,5W	2700K	200mA	950 lm	72%
	A224-02- ① -1- WT NT	7,5W	3000K	200mA	1000 lm	72%
	A224-02- ① -2- WT NT	7,5W	4000K	200mA	1030 lm	72%

220 V~ | IP54 | CRI>80 | L90B10 >55.000h

MacAdam Step 2 OPTIONS* FAST I CONNEC INCL Ø73 81°

		P	CCT	I	Flux	LOR
DROP Micro Trans 1	A223-01-10- WT NT	5W	2700K	140mA	700 lm	80%
	A223-01-11- WT NT	5W	3000K	140mA	730 lm	80%
	A223-01-12- WT NT	5W	4000K	140mA	750 lm	80%
DROP Micro Trans 2	A223-02- ① -0- WT NT	7,5W	2700K	200mA	950 lm	80%
	A223-02- ① -1- WT NT	7,5W	3000K	200mA	1000 lm	80%
	A223-02- ① -2- WT NT	7,5W	4000K	200mA	1030 lm	80%

220 V~ | IP54 | CRI>80 | L90B10 >55.000h

MacAdam Step 2 OPTIONS* FAST I CONNEC INCL Ø73 UGR <19 38°

① *OPTIONS

1	No DIM
2	DIM Phase Cut

OTHER DIM OPTIONS PLEASE CONSULT

		P	CCT	I	Flux	LOR
DROP Mini 2	A194- ① -2- ① -0- WT	7W	2700K	500mA	975 lm	78%
	A194- ① -2- ① -1- WT	7W	3000K	500mA	1050 lm	78%
	A194- ① -2- ① -2- WT	7W	4000K	500mA	1075 lm	78%
DROP Mini 3	A194- ① -3- ① -0- WT	10W	2700K	700mA	1275 lm	78%
	A194- ① -3- ① -1- WT	10W	3000K	700mA	1375 lm	78%
	A194- ① -3- ① -2- WT	10W	4000K	700mA	1400 lm	78%

220 V~ | IP43 | IP54* | CRI>90 | L80B10 >60.000h

MacAdam Step 2 OPTIONS** INCL Ø140 94°

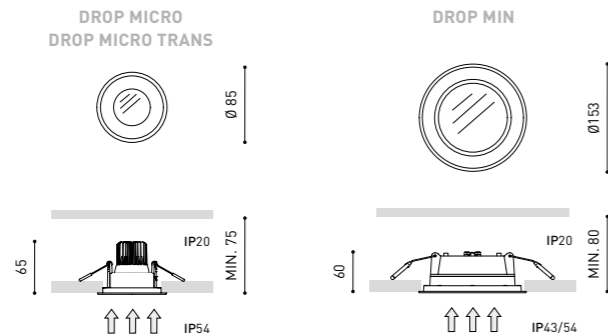
○ *OPTIONS

0	IP43
1	IP54

① **OPTIONS

1	No DIM
2	DIM Push
4	DIM DALI

DIM PHASE CUT & OTHER DIM OPTIONS PLEASE CONSULT



COLOUR | WT □ | NT ■ | MATERIAL | AL | PMMA || GL-TRANS | RAL >> 392

COLOUR | WT □ | MATERIAL | AL | PMMA | & >> 370



		P	CCT	I	Flux	LOR
DROP 1	A193- ① -1- ① -0- WT	10,5W	2700K	350mA	1525 lm	86%
	A193- ① -1- ① -1- WT	10,5W	3000K	350mA	1650 lm	86%
	A193- ① -1- ① -2- WT	10,5W	4000K	350mA	1675 lm	86%
DROP 2	A193- ① -2- ① -0- WT	15,5W	2700K	500mA	2100 lm	86%
	A193- ① -2- ① -1- WT	15,5W	3000K	500mA	2275 lm	86%
	A193- ① -2- ① -2- WT	15,5W	4000K	500mA	2300 lm	86%
DROP 3	A193- ① -3- ① -0- WT	22W	2700K	700mA	2800 lm	86%
	A193- ① -3- ① -1- WT	22W	3000K	700mA	3025 lm	86%
	A193- ① -3- ① -2- WT	22W	4000K	700mA	3075 lm	86%
DROP 4	A193- ① -4- ① -1- WT	27W	3000K	700mA	4050 lm	88%
	A193- ① -4- ① -2- WT	27W	4000K	700mA	4100 lm	88%

220 V~ | IP43 | IP54* | CRI>90 | L80B10 >60.000h

MacAdam Step 2 OPTIONS** INCL Ø245 98°

		P	CCT	I	Flux	LOR
DROP Maxi 2	A235- ① -2- ① -1- WT	15W	3000K	350mA	2450 lm	84%
	A235- ① -2- ① -2- WT	15W	4000K	350mA	2500 lm	84%
DROP Maxi 3	A235- ① -3- ① -1- WT	22W	3000K	500mA	3450 lm	84%
	A235- ① -3- ① -2- WT	22W	4000K	500mA	3500 lm	84%
DROP Maxi 4	A235- ① -4- ① -1- WT	31W	3000K	700mA	4700 lm	84%
	A235- ① -4- ① -2- WT	31W	4000K	700mA	4775 lm	84%
DROP Maxi 5	A235- ① -5- ① -1- WT	40W	3000K	900mA	5825 lm	84%
	A235- ① -5- ① -2- WT	40W	4000K	900mA	5925 lm	84%

220 V~ | IP43 | IP54* | CRI>90 | L80B10 >60.000h

MacAdam Step 2 OPTIONS** INCL Ø375 97°

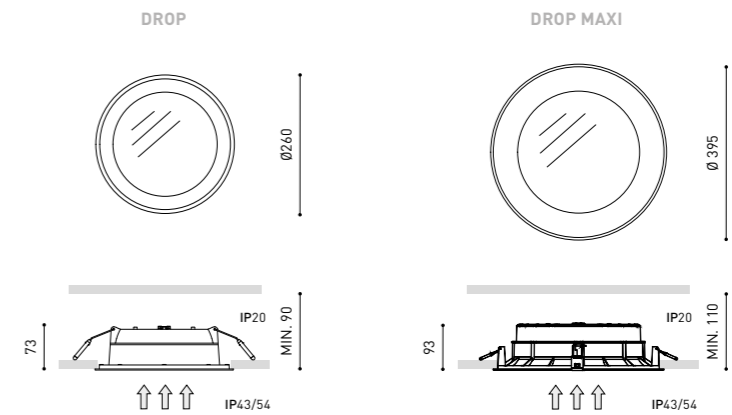
○ *OPTIONS

0	IP43
1	IP54

① **OPTIONS

1	No DIM
2	DIM Push
4	DIM DALI

DIM PHASE CUT & OTHER DIM OPTIONS PLEASE CONSULT



COLOUR | WT □ | MATERIAL | AL | PMMA | RAL >> 392

COLOUR | WT □ | MATERIAL | AL | PMMA | & >> 370





Extended Family / Stram Surface_129



		P	CCT	I	Flux	LOR
STRAM Mini Prismatic 2	A237-02- 00 -0- WT	7W	2700K	500mA	975 lm	80%
	A237-02- 00 -1- WT	7W	3000K	500mA	1050 lm	80%
	A237-02- 00 -2- WT	7W	4000K	500mA	1075 lm	80%
STRAM Mini Prismatic 3	A237-03- 00 -0- WT	10W	2700K	700mA	1275 lm	80%
	A237-03- 00 -1- WT	10W	3000K	700mA	1375 lm	80%
	A237-03- 00 -2- WT	10W	4000K	700mA	1400 lm	80%

220 V~ | IP43 | IP54** | CRI>90 | L80B10 >60.000h



		P	CCT	I	Flux	LOR
STRAM Prismatic 1	A198-01- 00 -0- WT	10,5W	2700K	350mA	1525 lm	87%
	A198-01- 00 -1- WT	10,5W	3000K	350mA	1650 lm	87%
	A198-01- 00 -2- WT	10,5W	4000K	350mA	1675 lm	87%
STRAM Prismatic 2	A198-02- 00 -0- WT	15,5W	2700K	500mA	2100 lm	87%
	A198-02- 00 -1- WT	15,5W	3000K	500mA	2275 lm	87%
	A198-02- 00 -2- WT	15,5W	4000K	500mA	2300 lm	87%
STRAM Prismatic 3	A198-03- 00 -0- WT	22W	2700K	700mA	2800 lm	87%
	A198-03- 00 -1- WT	22W	3000K	700mA	3025 lm	87%
	A198-03- 00 -2- WT	22W	4000K	700mA	3075 lm	87%
STRAM Prismatic 4	A198-04- 00 -1- WT	27W	3000K	700mA	4050 lm	89%
	A198-04- 00 -2- WT	27W	4000K	700mA	4100 lm	89%

220 V~ | IP43 | IP54** | CRI>90 | L80B10 >60.000h

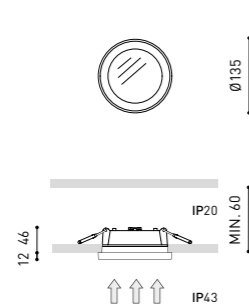


⊗ *OPTIONS

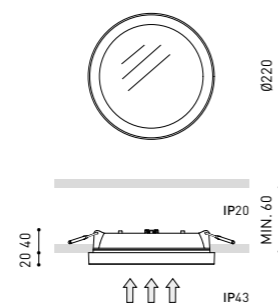
1	No DIM
2	DIM Push
4	DIM DALI

DIM PHASE CUT & OTHER DIM OPTIONS PLEASE CONSULT

STRAM MINI PRISMATIC



STRAM PRISMATIC



COLOUR | WT □ | MATERIAL | AL | PMMA |

RAL ⓘ » 392

** IP54 PLEASE CONSULT

Ⓢ & Ⓢ » 370



		P	CCT	I	Flux	LOR
STRAM Mini 2	A236- 00 -2- 00 -0- WT	7W	2700K	500mA	975 lm	80%
	A236- 00 -2- 00 -1- WT	7W	3000K	500mA	1050 lm	80%
	A236- 00 -2- 00 -2- WT	7W	4000K	500mA	1075 lm	80%
STRAM Mini 3	A236- 00 -3- 00 -0- WT	10W	2700K	700mA	1275 lm	80%
	A236- 00 -3- 00 -1- WT	10W	3000K	700mA	1375 lm	80%
	A236- 00 -3- 00 -2- WT	10W	4000K	700mA	1400 lm	80%

220 V~ | IP43 | IP54* | CRI>90 | L80B10 >60.000h



		P	CCT	I	Flux	LOR
STRAM 1	A197- 00 -1- 00 -0- WT	10,5W	2700K	350mA	1525 lm	87%
	A197- 00 -1- 00 -1- WT	10,5W	3000K	350mA	1650 lm	87%
	A197- 00 -1- 00 -2- WT	10,5W	4000K	350mA	1675 lm	87%
STRAM 2	A197- 00 -2- 00 -0- WT	15,5W	2700K	500mA	2100 lm	87%
	A197- 00 -2- 00 -1- WT	15,5W	3000K	500mA	2275 lm	87%
	A197- 00 -2- 00 -2- WT	15,5W	4000K	500mA	2300 lm	87%
STRAM 3	A197- 00 -3- 00 -0- WT	22W	2700K	700mA	2800 lm	87%
	A197- 00 -3- 00 -1- WT	22W	3000K	700mA	3025 lm	87%
	A197- 00 -3- 00 -2- WT	22W	4000K	700mA	3075 lm	87%
STRAM 4	A197- 00 -4- 00 -1- WT	27W	3000K	700mA	4050 lm	89%
	A197- 00 -4- 00 -2- WT	27W	4000K	700mA	4100 lm	89%

220 V~ | IP43 | IP54* | CRI>90 | L80B10 >60.000h



○ *OPTIONS

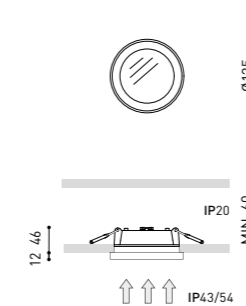
0	IP43
1	IP54

⊗ **OPTIONS

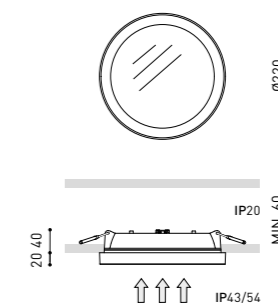
1	No DIM
2	DIM Push
4	DIM DALI

DIM PHASE CUT & OTHER DIM OPTIONS PLEASE CONSULT

STRAM MINI



STRAM




COLOUR | WT □ | MATERIAL | AL | PMMA |

RAL ⓘ » 392


Ⓢ & Ⓢ » 370





		P	CCT	I	Flux	LOR
FOX Mini 2	A218-02- ① -0- W	7W	2700K	500mA	925 lm	66%
	A218-02- ① -1- W	7W	3000K	500mA	1000 lm	66%
	A218-02- ① -2- W	7W	4000K	500mA	1025 lm	66%
FOX Mini 3	A218-03- ① -0- W	10W	2700K	700mA	1200 lm	66%
	A218-03- ① -1- W	10W	3000K	700mA	1300 lm	66%
	A218-03- ① -2- W	10W	4000K	700mA	1325 lm	66%

220 V~ | 240 V~ | IP54 | IK10 | CRI>90 | L80B10 >60.000h | MacAdam Step 2 | OPTIONS* | INCL | Ø122 | 111°



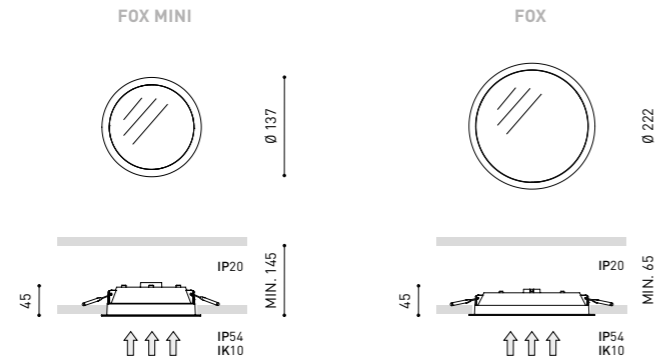
		P	CCT	I	Flux	LOR
FOX 1	A217-01- ① -0- W	10,5W	2700K	350mA	1500 lm	74%
	A217-01- ① -1- W	10,5W	3000K	350mA	1625 lm	74%
	A217-01- ① -2- W	10,5W	4000K	350mA	1650 lm	74%
FOX 2	A217-02- ① -0- W	15,5W	2700K	500mA	2050 lm	74%
	A217-02- ① -1- W	15,5W	3000K	500mA	2225 lm	74%
	A217-02- ① -2- W	15,5W	4000K	500mA	2250 lm	74%

220 V~ | 240 V~ | IP54 | IK10 | CRI>90 | L80B10 >60.000h | MacAdam Step 2 | OPTIONS* | INCL | Ø205 | 112°

① *OPTIONS

1	No DIM
2	DIM Push
4	DIM DALI

DIM PHASE CUT & OTHER DIM OPTIONS PLEASE CONSULT



COLOUR | W □ | MATERIAL | PC | PC | RAL ⓘ » 392

Ⓢ & Ⓢ » 370



		P	CCT	I	Flux	LOR
MIX Mini 2	A188- ① -2- ① -0- W	7W	2700K	500mA	975 lm	75%
	A188- ① -2- ① -1- W	7W	3000K	500mA	1050 lm	75%
	A188- ① -2- ① -2- W	7W	4000K	500mA	1075 lm	75%
MIX Mini 3	A188- ① -3- ① -0- W	10W	2700K	700mA	1275 lm	75%
	A188- ① -3- ① -1- W	10W	3000K	700mA	1375 lm	75%
	A188- ① -3- ① -2- W	10W	4000K	700mA	1400 lm	75%

220 V~ | 240 V~ | IP43 | IP54* | CRI>90 | L80B10 >60.000h | MacAdam Step 2 | OPTIONS** | INCL | Ø122 | 97°



		P	CCT	I	Flux	LOR
MIX 1	A187- ① -1- ① -0- W	10,5W	2700K	350mA	1525 lm	83%
	A187- ① -1- ① -1- W	10,5W	3000K	350mA	1650 lm	83%
	A187- ① -1- ① -2- W	10,5W	4000K	350mA	1675 lm	83%
MIX 2	A187- ① -2- ① -0- W	15,5W	2700K	500mA	2100 lm	83%
	A187- ① -2- ① -1- W	15,5W	3000K	500mA	2275 lm	83%
	A187- ① -2- ① -2- W	15,5W	4000K	500mA	2300 lm	83%
MIX 3	A187- ① -3- ① -0- W	22W	2700K	700mA	2800 lm	83%
	A187- ① -3- ① -1- W	22W	3000K	700mA	3025 lm	83%
	A187- ① -3- ① -2- W	22W	4000K	700mA	3075 lm	83%
MIX 4	A187- ① -4- ① -1- W	27W	3000K	700mA	4050 lm	85%
	A187- ① -4- ① -2- W	27W	4000K	700mA	4100 lm	85%

220 V~ | 240 V~ | IP43 | IP54* | CRI>90 | L80B10 >60.000h | MacAdam Step 2 | OPTIONS** | INCL | Ø205 | 102°

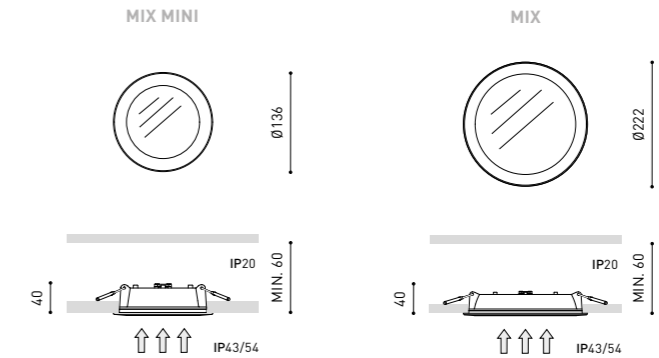
① *OPTIONS

0	IP43
1	IP54

② **OPTIONS

1	No DIM
2	DIM Push
4	DIM DALI

DIM PHASE CUT & OTHER DIM OPTIONS PLEASE CONSULT




COLOUR | W □ | MATERIAL | AL | PMMA | RAL ⓘ » 392

Ⓢ & Ⓢ » 370



Madison



		P	CCT	I	Flux	LOR
MADISON 1	A190-01- Ⓞ -1- W	10,5W	3000K	350mA	1650 lm	82%
	A190-01- Ⓞ -2- W	10,5W	4000K	350mA	1675 lm	82%
MADISON 2	A190-02- Ⓞ -1- W	15,5W	3000K	500mA	2275 lm	82%
	A190-02- Ⓞ -2- W	15,5W	4000K	500mA	2300 lm	82%
MADISON 3	A190-03- Ⓞ -1- W	22W	3000K	700mA	3025 lm	82%
	A190-03- Ⓞ -2- W	22W	4000K	700mA	3075 lm	82%

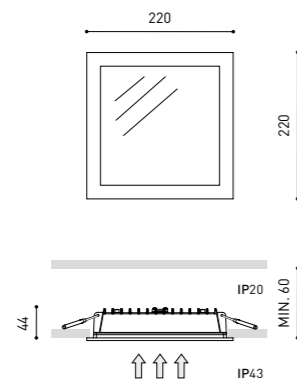
220 V~ | IP43 | CRI>90 | L80B10 >60.000h



Ⓞ *OPTIONS

1	No DIM
2	DIM Push
4	DIM DALI

DIM PHASE CUT & OTHER DIM OPTIONS PLEASE CONSULT




COLOUR | W □ | MATERIAL | AL | PMMA |

RAL ⓘ » 392

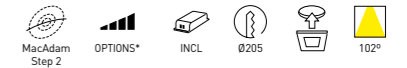
Ⓞ & » 370

Quad



		P	CCT	I	Flux	LOR
QUAD 2	A189-02- Ⓞ -1- W	15,5W	3000K	500mA	2275 lm	76%
	A189-02- Ⓞ -2- W	15,5W	4000K	500mA	2300 lm	76%
QUAD 3	A189-03- Ⓞ -1- W	22W	3000K	700mA	3000 lm	76%
	A189-03- Ⓞ -2- W	22W	4000K	700mA	3050 lm	76%

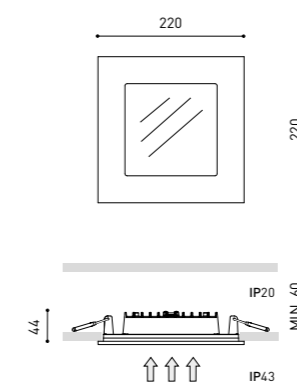
220 V~ | IP43 | CRI>90 | L80B10 >60.000h



Ⓞ *OPTIONS

1	No DIM
2	DIM Push
4	DIM DALI

DIM PHASE CUT & OTHER DIM OPTIONS PLEASE CONSULT



COLOUR | W □ | MATERIAL | AL | PMMA |

RAL ⓘ » 392

Ⓞ & » 370



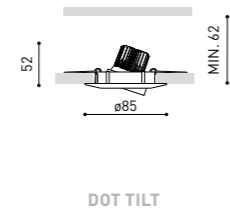
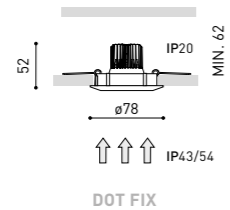
			P	CCT	I	Flux	LOR
DOT Fix	A061-01-10-	W	5W	2700K	140mA	700 lm	92%
	A061-01-11-	W	5W	3000K	140mA	730 lm	92%
	A061-01-12-	W	5W	4000K	140mA	750 lm	92%
	A061-02- Ⓞ -0-	W	7,5W	2700K	200mA	950 lm	92%
	A061-02- Ⓞ -1-	W	7,5W	3000K	200mA	1000 lm	92%
	A061-02- Ⓞ -2-	W	7,5W	4000K	200mA	1030 lm	92%
DOT Fix IP54	A067-01-10-	W	5W	2700K	140mA	700 lm	75%
	A067-01-11-	W	5W	3000K	140mA	730 lm	75%
	A067-01-12-	W	5W	4000K	140mA	750 lm	75%
	A067-02- Ⓞ -0-	W	7,5W	2700K	200mA	950 lm	75%
	A067-02- Ⓞ -1-	W	7,5W	3000K	200mA	1000 lm	75%
	A067-02- Ⓞ -2-	W	7,5W	4000K	200mA	1030 lm	75%

220 V~ | IP20 | CRI>80 | L90B10 >55.000h

			P	CCT	I	Flux	LOR
DOT Tilt	A063-01-10-	W	5W	2700K	140mA	700 lm	92%
	A063-01-11-	W	5W	3000K	140mA	730 lm	92%
	A063-01-12-	W	5W	4000K	140mA	750 lm	92%
	A063-02- Ⓞ -0-	W	7,5W	2700K	200mA	950 lm	92%
	A063-02- Ⓞ -1-	W	7,5W	3000K	200mA	1000 lm	92%
	A063-02- Ⓞ -2-	W	7,5W	4000K	200mA	1030 lm	92%

220 V~ | IP20 | CRI>80 | L90B10 >55.000h

- Ⓞ *OPTIONS
- | | |
|---|-----------------|
| 1 | No DIM |
| 2 | DIM Phase Cut |
| 3 | DIM DALI Push |
- OTHER DIM OPTIONS PLEASE CONSULT



COLOUR | W □ | MATERIAL | AL

RAL » 392

& » 370





			P	CCT	I	Flux	LOR
BATH	A155-01-10-	W	5W	2700K	140mA	700 lm	75%
	A155-01-11-	W	5W	3000K	140mA	730 lm	75%
	A155-01-12-	W	5W	4000K	140mA	750 lm	75%
	A155-02- Ⓞ -0-	W	7,5W	2700K	200mA	950 lm	75%
	A155-02- Ⓞ -1-	W	7,5W	3000K	200mA	1000 lm	75%
	A155-02- Ⓞ -2-	W	7,5W	4000K	200mA	1030 lm	75%
GL-TRANS	A155-02- Ⓞ -2-	W	7,5W	4000K	200mA	1030 lm	75%

220 V~ | IP65 | CRI>80 | L90B10 >55.000h

			P	CCT	I	Flux	LOR
BATH Matt	A155-11-10-	W	5W	2700K	140mA	700 lm	64%
	A155-11-11-	W	5W	3000K	140mA	730 lm	64%
	A155-11-12-	W	5W	4000K	140mA	750 lm	64%
	A155-12- Ⓞ -0-	W	7,5W	2700K	200mA	950 lm	64%
	A155-12- Ⓞ -1-	W	7,5W	3000K	200mA	1000 lm	64%
	A155-12- Ⓞ -2-	W	7,5W	4000K	200mA	1030 lm	64%
GL-MATT	A155-12- Ⓞ -2-	W	7,5W	4000K	200mA	1030 lm	64%

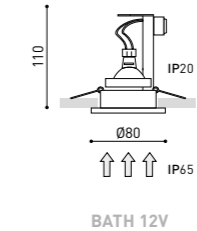
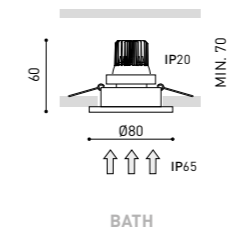
220 V~ | IP65 | CRI>80 | L90B10 >55.000h

- Ⓞ *OPTIONS
- | | |
|---|---------------|
| 1 | No DIM |
| 2 | DIM Phase Cut |
- OTHER DIM OPTIONS PLEASE CONSULT



			P	CCT	I	Flux	LOR
BATH 12V	0350-00-00-	W	MAX 50W				
GL-MATT							

12 V | IP65



COLOUR | W □ | MATERIAL | AL

RAL » 392

CERTIFICATES NOT APPLICABLE FOR BATH 12V & » 370





			P	CCT	I	Flux	LOR
GAP	A171-01-10-	W	5W	2700K	140mA	700 lm	80%
	A171-01-11-	W	5W	3000K	140mA	730 lm	80%
	A171-01-12-	W	5W	4000K	140mA	750 lm	80%
	A171-02- ① -0-	W	7,5W	2700K	200mA	950 lm	80%
	A171-02- ① -1-	W	7,5W	3000K	200mA	1000 lm	80%
	A171-02- ① -2-	W	7,5W	4000K	200mA	1030 lm	80%

220 V~ | IP20 | CRI>80 | L90B10 >55.000h



P

GAP 12V 0354-00-00- | W | MAX 50W

6x53 | 12V | IP20



P

GAP 230V 0355-00-00- | W | MAX 50W

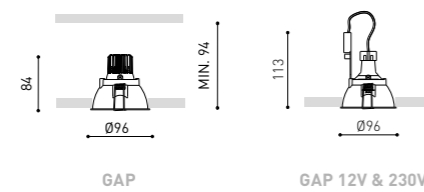
6210 | 220 V~ | IP20



① *OPTIONS

1	No DIM
2	DIM Phase Cut

OTHER DIM OPTIONS PLEASE CONSULT



COLOUR | W □ | MATERIAL | AL

RAL ⓘ » 392

Ⓢ & Ⓜ » 370



				P	CCT	Beam	I	Flux	LOR
TWIST 1	A204-12-10-	WT NT	7W	2700K	19°	200mA	900 lm	92%	
	A204-12-11-	WT NT	7W	3000K	19°	200mA	930 lm	92%	
	A204-12-12-	WT NT	7W	4000K	19°	200mA	950 lm	92%	
	A204-12-20-	WT NT	7W	2700K	40°	200mA	900 lm	86%	
	A204-12-21-	WT NT	7W	3000K	40°	200mA	930 lm	86%	
	A204-12-22-	WT NT	7W	4000K	40°	200mA	950 lm	86%	
	TWIST 2	A204-32-10-	WT NT	10,5W	2700K	19°	300mA	1270 lm	92%
		A204-32-11-	WT NT	10,5W	3000K	19°	300mA	1320 lm	92%
A204-32-12-		WT NT	10,5W	4000K	19°	300mA	1340 lm	92%	
A204-32-20-		WT NT	10,5W	2700K	40°	300mA	1270 lm	86%	
A204-32-21-		WT NT	10,5W	3000K	40°	300mA	1320 lm	86%	
A204-32-22-		WT NT	10,5W	4000K	40°	300mA	1340 lm	86%	

220 V~ | IP20 | CRI>90 | L90B10 >55.000h



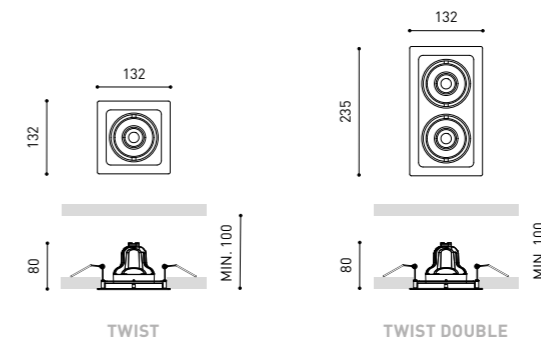

* OTHER DIM OPTIONS PLEASE CONSULT

				P	CCT	Beam	I	Flux	LOR
TWIST Double 1	A204-22-10-	WT NT	2 X 7W	2700K	19°	200mA	2 X 900 lm	92%	
	A204-22-11-	WT NT	2 X 7W	3000K	19°	200mA	2 X 930 lm	92%	
	A204-22-12-	WT NT	2 X 7W	4000K	19°	200mA	2 X 950 lm	92%	
	A204-22-20-	WT NT	2 X 7W	2700K	40°	200mA	2 X 900 lm	86%	
	A204-22-21-	WT NT	2 X 7W	3000K	40°	200mA	2 X 930 lm	86%	
	A204-22-22-	WT NT	2 X 7W	4000K	40°	200mA	2 X 950 lm	86%	
TWIST Double 2	A204-42-10-	WT NT	2 X 10,5W	2700K	19°	300mA	2 X 1270 lm	92%	
	A204-42-11-	WT NT	2 X 10,5W	3000K	19°	300mA	2 X 1320 lm	92%	
	A204-42-12-	WT NT	2 X 10,5W	4000K	19°	300mA	2 X 1340 lm	92%	
	A204-42-20-	WT NT	2 X 10,5W	2700K	40°	300mA	2 X 1270 lm	86%	
	A204-42-21-	WT NT	2 X 10,5W	3000K	40°	300mA	2 X 1320 lm	86%	
	A204-42-22-	WT NT	2 X 10,5W	4000K	40°	300mA	2 X 1340 lm	86%	

220 V~ | IP20 | CRI>90 | L90B10 >55.000h



* OTHER DIM OPTIONS PLEASE CONSULT



OPTIONAL


TWIST High Chromatic LED ⓘ » 361

NOT SOLD SEPARATELY
AFFECTS THE LIGHTING PARAMETERS

COLOUR | WT □ | NT ■ | MATERIAL | AL

RAL ⓘ » 392

Ⓢ & Ⓜ » 370



P

ORBITAL 1 LarK-111 A010-11-01- | W | N | **MAX 1 X 12W**

LARK-111 | EXCL* | 220/240 V~ | IP20

EXCL X35°Y35° 162 X 162



P

ORBITAL 2 LarK-111 A010-12-01- | W | N | **MAX 2 X 12W**

LARK-111 | EXCL* | 220/240 V~ | IP20

EXCL X35°Y35° 162 X 302



P

ORBITAL 3 LarK-111 A010-13-05- | W | N | **MAX 3 X 12W**

LARK-111 | EXCL* | 220/240 V~ | IP20

EXCL X35°Y35° 162 X 444

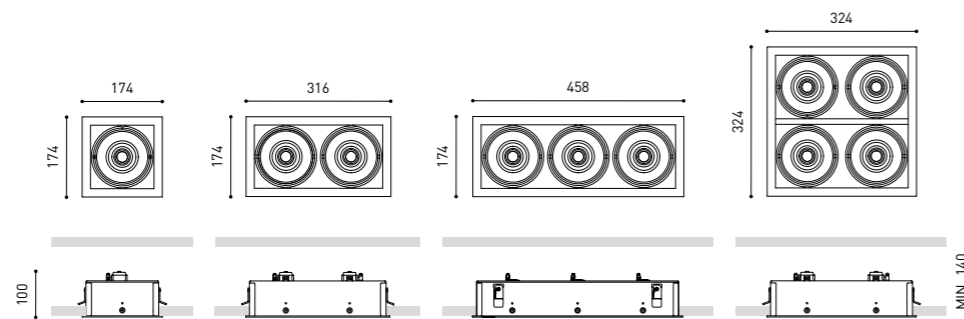


P

ORBITAL 4 LarK-111 A010-14-01- | W | N | **MAX 4 X 12W**

LARK-111 | EXCL* | 220/240 V~ | IP20

EXCL X35°Y35° 312 X 312



COLOUR | W □ | N ■ | MATERIAL | AL

RAL ⓘ » 392

Ⓜ & Ⓜ » 370



***LAMP OPTIONS**

		P	CCT	Beam	I	Flux	Flux Out	LOR	
LarK-111 ⓘ » 354	A25 Ⓜ -10-10- W N	6,5W	2700K	19°	200mA	900 lm	828 lm	92%	
	A25 Ⓜ -10-11- W N	6,5W	3000K	19°	200mA	940 lm	865 lm	92%	
	A25 Ⓜ -10-12- W N	6,5W	4000K	19°	200mA	950 lm	874 lm	92%	
	A25 Ⓜ -10-20- W N	6,5W	2700K	40°	200mA	900 lm	774 lm	86%	
	A25 Ⓜ -10-21- W N	6,5W	3000K	40°	200mA	940 lm	808 lm	86%	
	PHASE CUT** A25 Ⓜ -10-22- W N	6,5W	4000K	40°	200mA	950 lm	817 lm	86%	
	A25 Ⓜ -20-10- W N	12W	2700K	19°	350mA	1440 lm	1325 lm	92%	
	A25 Ⓜ -20-11- W N	12W	3000K	19°	350mA	1500 lm	1380 lm	92%	
	A25 Ⓜ -20-12- W N	12W	4000K	19°	350mA	1520 lm	1398 lm	92%	
	A25 Ⓜ -20-20- W N	12W	2700K	40°	350mA	1440 lm	1238 lm	86%	
PHASE CUT**	A25 Ⓜ -20-21- W N	12W	3000K	40°	350mA	1500 lm	1290 lm	86%	
	A25 Ⓜ -20-22- W N	12W	4000K	40°	350mA	1520 lm	1307 lm	86%	
	A25 Ⓜ -21-10- W N	12W	2700K	19°	350mA	1440 lm	1325 lm	92%	
	A25 Ⓜ -21-11- W N	12W	3000K	19°	350mA	1500 lm	1380 lm	92%	
	A25 Ⓜ -21-12- W N	12W	4000K	19°	350mA	1520 lm	1398 lm	92%	
	A25 Ⓜ -21-20- W N	12W	2700K	40°	350mA	1440 lm	1238 lm	86%	
	DALI PUSH**	A25 Ⓜ -21-21- W N	12W	3000K	40°	350mA	1500 lm	1290 lm	86%
		A25 Ⓜ -21-22- W N	12W	4000K	40°	350mA	1520 lm	1307 lm	86%

220/240 V~ | CRI>90 | L90B10 >55.000 h

MacAdam Step 2 FAST | CONNEC INCL 19° / 40°

** OTHER DIM OPTIONS PLEASE CONSULT


- Ⓜ OPTIONS
- 2 LarK-111
 - 3 LarK-111 Honeycomb***



COLOUR | W □ | N ■ | MATERIAL | AL

RAL ⓘ » 392

Ⓜ » AFFECTS THE LIGHTING PARAMETERS Ⓜ » 370



			P	CCT	BEAM	I	Flux	LOR
WELLIT S 1	A380-11-11-	WT NT	5W	3000K	19°	150mA	700 lm	80%
	A380-11-12-	WT NT	5W	4000K	19°	150mA	710 lm	80%
	A380-11-21-	WT NT	5W	3000K	26°	150mA	700 lm	89%
	A380-11-22-	WT NT	5W	4000K	26°	150mA	710 lm	89%
	A380-11-31-	WT NT	5W	3000K	41°	150mA	700 lm	84%
	A380-11-32-	WT NT	5W	4000K	41°	150mA	710 lm	84%
WELLIT S 2	A380-2- ① -11-	WT NT	7W	3000K	19°	200mA	940 lm	80%
	A380-2- ① -12-	WT NT	7W	4000K	19°	200mA	960 lm	80%
	A380-2- ① -21-	WT NT	7W	3000K	26°	200mA	940 lm	89%
	A380-2- ① -22-	WT NT	7W	4000K	26°	200mA	960 lm	89%
	A380-2- ① -31-	WT NT	7W	3000K	41°	200mA	940 lm	84%
	A380-2- ① -32-	WT NT	7W	4000K	41°	200mA	960 lm	84%

220 V~ | IP20 | CRI>90 | L90B10 >55.000h



① *OPTIONS

- 1 No DIM
- 2 DIM DALI
- 3 DIM Push

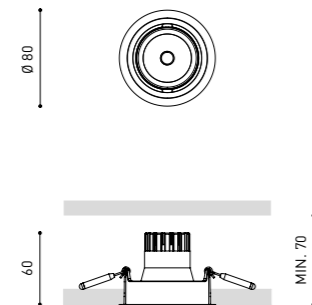

DIM PHASE CUT & OTHER DIM OPTIONS PLEASE CONSULT

OPTIONAL ACCESSORY

WELLIT S Anti-glare Honeycomb Louver

A380-00-00- | WT | NT |

NOT SOLD SEPARATELY | AFFECTS THE LIGHTING PARAMETERS



COLOUR | WT □ | NT ■ | MATERIAL | AL | PC |

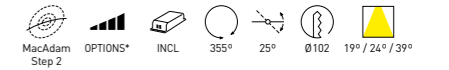
RAL ⓘ » 392

Ⓢ & Ⓜ » 370



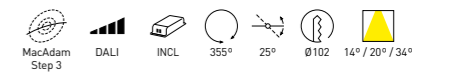
			P	CCT	BEAM	I	Flux	LOR
WELLIT M 1	A381-11-11-	WT NT	8W	3000K	19°	250mA	1190 lm	81%
	A381-11-12-	WT NT	8W	4000K	19°	250mA	1210 lm	81%
	A381-11-21-	WT NT	8W	3000K	24°	250mA	1190 lm	83%
	A381-11-22-	WT NT	8W	4000K	24°	250mA	1210 lm	83%
	A381-11-31-	WT NT	8W	3000K	39°	250mA	1190 lm	83%
	A381-11-32-	WT NT	8W	4000K	39°	250mA	1210 lm	83%
WELLIT M 2	A381-2- ① -11-	WT NT	15W	3000K	19°	450mA	1970 lm	81%
	A381-2- ① -12-	WT NT	15W	4000K	19°	450mA	2000 lm	81%
	A381-2- ① -21-	WT NT	15W	3000K	24°	450mA	1970 lm	83%
	A381-2- ① -22-	WT NT	15W	4000K	24°	450mA	2000 lm	83%
	A381-2- ① -31-	WT NT	15W	3000K	39°	450mA	1970 lm	83%
	A381-2- ① -32-	WT NT	15W	4000K	39°	450mA	2000 lm	83%

220 V~ | IP20 | CRI>90 | L90B10 >55.000h



			P	CCT	BEAM	I	Flux	LOR
WELLIT M Tunable White	A381-02-18-	WT NT	10,5W	2700-5000K	14°	600mA	1250 lm	83%
	A381-02-28-	WT NT	10,5W	2700-5000K	20°	600mA	1250 lm	82%
	A381-02-38-	WT NT	10,5W	2700-5000K	34°	600mA	1250 lm	80%

220 V~ | IP20 | CRI>90 | L90B10 >55.000h



① *OPTIONS

- 1 No DIM
- 2 DIM DALI
- 3 DIM Push

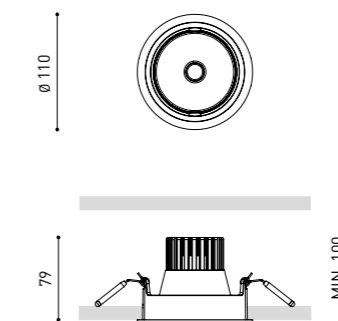
DIM PHASE CUT & OTHER DIM OPTIONS PLEASE CONSULT

OPTIONAL ACCESSORY

WELLIT M Anti-glare Honeycomb Louver

A381-00-00- | WT | NT |

NOT SOLD SEPARATELY | AFFECTS THE LIGHTING PARAMETERS



COLOUR | WT □ | NT ■ | MATERIAL | AL | PC |

RAL ⓘ » 392

Ⓢ & Ⓜ » 370



		P	CCT	BEAM	I	Flux	LOR
WELLIT L 1	A382-11-11-	15W	3000K	14°	450mA	2060 lm	90%
	A382-11-12-	15W	4000K	14°	450mA	2100 lm	90%
	A382-11-21-	15W	3000K	22°	450mA	2060 lm	91%
	A382-11-22-	15W	4000K	22°	450mA	2100 lm	91%
	A382-11-31-	15W	3000K	42°	450mA	2060 lm	91%
	A382-11-32-	15W	4000K	42°	450mA	2100 lm	91%
WELLIT L 2	A382-2- ① -11-	25W	3000K	14°	700mA	2960 lm	90%
	A382-2- ① -12-	25W	4000K	14°	700mA	3000 lm	90%
	A382-2- ① -21-	25W	3000K	22°	700mA	2960 lm	91%
	A382-2- ① -22-	25W	4000K	22°	700mA	3000 lm	91%
	A382-2- ① -31-	25W	3000K	42°	700mA	2960 lm	91%
	A382-2- ① -32-	25W	4000K	42°	700mA	3000 lm	91%

220 V~ | IP20 | CRI>90 | L90B10 >55,000h



		P	CCT	BEAM	I	Flux	LOR
WELLIT L Tunable White	A382-02-18-	21,5W	2700-5000K	12°	600mA	2300 lm	89%
	A382-02-28-	21,5W	2700-5000K	21°	600mA	2300 lm	84%
	A382-02-38-	21,5W	2700-5000K	43°	600mA	2300 lm	87%

220 V~ | IP20 | CRI>90 | L80B10 >55,000h



①	*OPTIONS
1	No DIM
2	DIM DALI
3	DIM Push

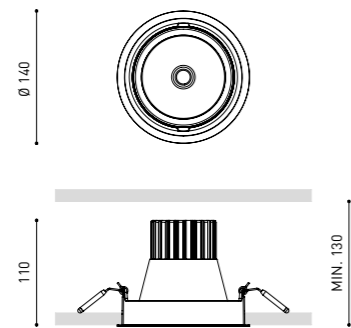
DIM PHASE CUT & OTHER DIM OPTIONS PLEASE CONSULT

OPTIONAL ACCESSORY

WELLIT L Anti-glare Honeycomb Louver

A382-00-00- | WT | NT |

NOT SOLD SEPARATELY | AFFECTS THE LIGHTING PARAMETERS



COLOUR | WT □ | NT ■ | MATERIAL | AL | PC |

RAL ⓘ » 392

Ⓜ & Ⓜ » 370



		P	CCT	I	Flux	LOR	
HUBBLE 1	A276-11- ① -1- WT NT	16,5W	3000K	500mA	2450 lm	90%	
	A276-11- ① -2- WT NT	16,5W	4000K	500mA	2475 lm	90%	
HUBBLE 2	A276-21- ① -1- WT NT	30,5W	3000K	900mA	4050 lm	90%	
	A276-21- ① -2- WT NT	30,5W	4000K	900mA	4120 lm	90%	
HUBBLE 3	A276-31- ① -1- WT NT	41W	3000K	1200mA	5000 lm	90%	
	A276-31- ① -2- WT NT	41W	4000K	1200mA	5100 lm	90%	
	PUSH*	A276-32- ① -1- WT NT	41W	3000K	1200mA	5000 lm	90%
		A276-32- ① -2- WT NT	41W	4000K	1200mA	5100 lm	90%
	DALI*	A276-34- ① -1- WT NT	41W	3000K	1200mA	5000 lm	90%
		A276-34- ① -2- WT NT	41W	4000K	1200mA	5100 lm	90%

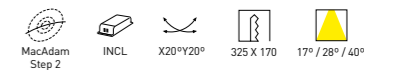
220 V~ | IP20 | CRI>90 | L90B10 >55,000h



* DIM PHASE CUT & OTHER DIM OPTIONS PLEASE CONSULT

		P	CCT	I	Flux	LOR	
HUBBLE Double 1	A277-11- ① -1- WT NT	2 X 16,5W	3000K	500mA	2 X 2450 lm	90%	
	A277-11- ① -2- WT NT	2 X 16,5W	4000K	500mA	2 X 2475 lm	90%	
HUBBLE Double 2	A277-21- ① -1- WT NT	2 X 30,5W	3000K	900mA	2 X 4050 lm	90%	
	A277-21- ① -2- WT NT	2 X 30,5W	4000K	900mA	2 X 4120 lm	90%	
HUBBLE Double 3	A277-31- ① -1- WT NT	2 X 41W	3000K	1200mA	2 X 5000 lm	90%	
	A277-31- ① -2- WT NT	2 X 41W	4000K	1200mA	2 X 5100 lm	90%	
	PUSH*	A277-32- ① -1- WT NT	2 X 41W	3000K	1200mA	2 X 5000 lm	90%
		A277-32- ① -2- WT NT	2 X 41W	4000K	1200mA	2 X 5100 lm	90%
	DALI*	A277-34- ① -1- WT NT	2 X 41W	3000K	1200mA	2 X 5000 lm	90%
		A277-34- ① -2- WT NT	2 X 41W	4000K	1200mA	2 X 5100 lm	90%

220 V~ | IP20 | CRI>90 | L90B10 >55,000h



* DIM PHASE CUT & OTHER DIM OPTIONS PLEASE CONSULT

OPTIONAL ACCESSORIES

NOT SOLD SEPARATELY
AFFECT THE LIGHTING PARAMETERS

HUBBLE Anti-glare Honeycomb Louver

0802-02-00



HUBBLE Elliptical Refractor

0802-04-00


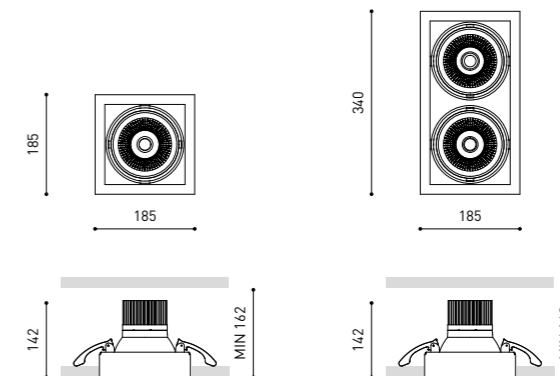
HUBBLE Beam Mixer Diffuser

0805-03-00



HUBBLE High Chromatic LED ⓘ » 361

HUBBLE HUBBLE DOUBLE



①	BEAM OPTIONS
1	17°
2	28°
3	40°

COLOUR | WT □ | NT ■ | MATERIAL | AL | GL-TRANS |

RAL ⓘ » 392

OTHER CCT PLEASE CONSULT

Ⓜ & Ⓜ » 370

Hidden



		P	CCT	I	Flux	LOR
HIDDEN 1	A200-11- Ⓞ -1- WT NT	12W	3000K	350mA	1600 lm	90%
	A200-11- Ⓞ -2- WT NT	12W	4000K	350mA	1625 lm	90%
HIDDEN 2	A200-21- Ⓞ -1- WT NT	17W	3000K	500mA	2100 lm	90%
	A200-21- Ⓞ -2- WT NT	17W	4000K	500mA	2140 lm	90%
	A200-22- Ⓞ -1- WT NT	17W	3000K	500mA	2100 lm	90%
	A200-22- Ⓞ -2- WT NT	17W	4000K	500mA	2140 lm	90%

220
240 V~ | IP20 | CRI>90 | L90B10
>55.000h

* OTHER DIM OPTIONS PLEASE CONSULT



Ⓞ BEAM OPTIONS

1	16°
2	24°
3	42°

OPTIONAL ACCESSORIES

NOT SOLD SEPARATELY | AFFECT THE LIGHTING PARAMETERS

HIDDEN Anti-glare Honeycomb Louver 0702-02-00




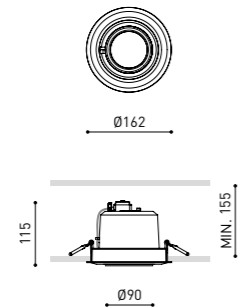
HIDDEN Elliptical Refractor 0700-08-00



HIDDEN Beam Mixer Diffuser 0805-02-00



HIDDEN High Chromatic LED ⓘ » 361



COLOUR | WT □ | NT ■ |

MATERIAL | AL | GL-TRANS |

RAL ⓘ » 392


OTHER CCT PLEASE CONSULT

Ⓞ & ⓘ » 370

Pop Up



RECESSED



		P	CCT	Beam	I	Flux	LOR
POP UP	A278-2- Ⓞ -10- WT NT	6,5W	2700K	20°	700mA	610Lm	92%
	A278-2- Ⓞ -11- WT NT	6,5W	3000K	20°	700mA	640Lm	92%
	A278-2- Ⓞ -12- WT NT	6,5W	4000K	20°	700mA	660Lm	92%
	A278-2- Ⓞ -20- WT NT	6,5W	2700K	30°	700mA	610Lm	89%
	A278-2- Ⓞ -21- WT NT	6,5W	3000K	30°	700mA	640Lm	89%
	A278-2- Ⓞ -22- WT NT	6,5W	4000K	30°	700mA	660Lm	89%
	A278-2- Ⓞ -30- WT NT	6,5W	2700K	56°	700mA	610Lm	86%
	A278-2- Ⓞ -31- WT NT	6,5W	3000K	56°	700mA	640Lm	86%
	A278-2- Ⓞ -32- WT NT	6,5W	4000K	56°	700mA	660Lm	86%

220
240 V~ | IP20 | CRI>90 | L90B10
>55.000h



Ⓞ *OPTIONS

1	No DIM
2	DIM Push
4	DIM DALI
5	DIM Phase Cut

OTHER DIM OPTIONS PLEASE CONSULT

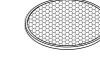
OPTIONAL ACCESSORIES

NOT SOLD SEPARATELY | AFFECT THE LIGHTING PARAMETERS

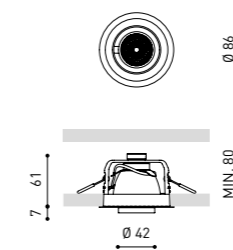
POP UP Beam Mixer Diffuser 0805-01-00



POP UP Anti-glare Honeycomb Louver 0806-00-00 | WT | NT |



POP UP High Chromatic LED ⓘ » 361



COLOUR | WT □ | NT ■ |

MATERIAL | AL | PC |

RAL ⓘ » 392

Ⓞ & ⓘ » 370

Magnetic System

Rubén Saldaña



RECESSED



		P	CCT	Beam	Flux	LOR
MAGNETIC 24V COCO	A499-00-10- WT NT	8,7W	2700K	20°	1200lm	87%
	A499-00-11- WT NT	8,7W	3000K	20°	1250lm	87%
	A499-00-13- WT NT	8,7W	3500K	20°	1310lm	87%
	A499-00-12- WT NT	8,7W	4000K	20°	1340lm	87%
	A499-00-20- WT NT	8,7W	2700K	34°	1200lm	89%
	A499-00-21- WT NT	8,7W	3000K	34°	1250lm	89%
	A499-00-23- WT NT	8,7W	3500K	34°	1310lm	89%
	A499-00-22- WT NT	8,7W	4000K	34°	1340lm	89%
	A499-00-30- WT NT	8,7W	2700K	48°	1200lm	86%
	A499-00-31- WT NT	8,7W	3000K	48°	1250lm	86%
A499-00-33- WT NT	8,7W	3500K	48°	1310lm	86%	
A499-00-32- WT NT	8,7W	4000K	48°	1340lm	86%	

24 V | III IP20 | CRI>90 | L80B10 > 66.000h

MacAdam Step 2 | EXCL* | 360° | 90° | 20° / 34° / 48°

		P	CCT	Beam	Flux	LOR
MAGNETIC 24V COCO Super Spot	A499-00-00- WT NT	6W	2700K	12°	750lm	66%
	A499-00-01- WT NT	6W	3000K	12°	800lm	66%
	A499-00-03- WT NT	6W	3500K	12°	830lm	66%
	A499-00-02- WT NT	6W	4000K	12°	850lm	66%

24 V | III IP20 | CRI>90 | L80B10 > 55.000h

MacAdam Step 2 | EXCL* | 360° | 90° | 12°

COLOUR | WT □ | NT ■ | MATERIAL | AL | PC/PMMA | RAL ⓘ » 392

OTHER CCT OPTIONS PLEASE CONSULT ((∞)) » 370

		P	CCT	Beam	Flux	LOR
MAGNETIC 24V FLIP	A492-00-10- NT WT NTMG	6W	2700K	23°	620lm	86%
	A492-00-11- NT WT NTMG	6W	3000K	23°	650lm	86%
	A492-00-13- NT WT NTMG	6W	3500K	23°	680lm	86%
	A492-00-12- NT WT NTMG	6W	4000K	23°	690lm	86%
	A492-00-20- NT WT NTMG WTW	6W	2700K	34°	620lm	78%
	A492-00-21- NT WT NTMG WTW	6W	3000K	34°	650lm	78%
	A492-00-23- NT WT NTMG WTW	6W	3500K	34°	680lm	78%
	A492-00-22- NT WT NTMG WTW	6W	4000K	34°	690lm	78%

24 V | III IP20 | CRI>90 | L80B10 > 60.000h



MacAdam Step 2 | EXCL* | 360° | 90° | 23° / 34°

FINISHING**	Body	Lampshade
NT	NT ■ N ■	
WT	WT □ N ■	
NTMG	NT ■ MG ■	
WTW	WT □ W □	

COLOUR | NT ■ | WT □ | NTMG ■ | WTW □ | MATERIAL | AL | ABS+PC | RAL ⓘ » 392

** OTHER FINISHING COMBINATIONS PLEASE CONSULT | COLOURS MAY AFFECT THE LIGHTING PARAMETERS

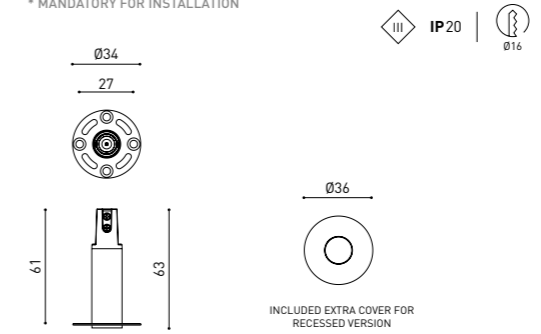
"THE INVISIBLE BLACK" IS ONLY AVAILABLE FOR WT, NT & NTMG COLOURS ((∞)) » 370



ACCESSORY

MAGNETIC 24V CONNECTOR A435-01-00 | W | N |

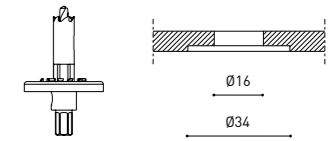
* MANDATORY FOR INSTALLATION



OPTIONAL ACCESSORY

TRIMLESS TOOL D16 X D34mm

A478-00-00

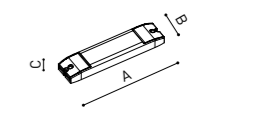
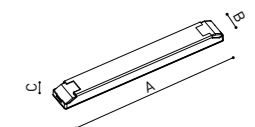


		P	V	D (A x B x C)
24V POWER SUPPLY	0434-01-37	60W	24V	180 x 52 x 30mm
	0433-10-22	100W	24V	295 x 43 x 30mm

220-240 V~ | MANDATORY FOR INSTALLATION | MUST BE PLACED ON REMOTE

			V	D (A x B x C)
24V DIMMER	0433-01-32	DALI / Push	24V	181 x 42 x 20mm
	0433-01-35	CASAMBI	24V	72,6 x 30 x 18mm

24 V | MUST BE PLACED ON REMOTE | OTHER DIM OPTIONS PLEASE CONSULT ⓘ DROP VOLTAGE >> 367



MAGNETIC 24V COCO OPTIONAL ACCESSORIES

AFFECT THE LIGHTING PARAMETERS | NOT SOLD SEPARATELY


COCO Anti-glare Honeycomb Louver

A498-90-00- | WT | NT |




COCO Anti-glare Screen

A498-90-01- | WT | NT |



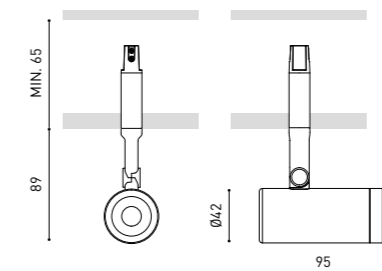
COCO Linear Filter

A498-90-02- | WT | NT |

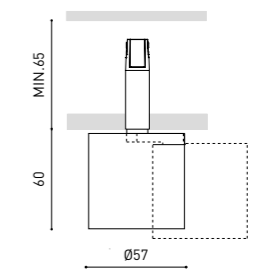


COCO High Chromatic Led ⓘ » 361

MAGNETIC 24V COCO



MAGNETIC 24V FLIP




Magnetic System




	P	CCT	Beam	Flux	LOR	
MAGNETIC 24V FIT 20	A431-01-10- WT NT G	2,1W	2700K	12°	127 lm	87%
	A431-01-11- WT NT G	2,1W	3000K	12°	150 lm	87%
	A431-01-13- WT NT G	2,1W	3500K	12°	160 lm	87%
	A431-01-20- WT NT G	2,1W	2700K	30°	127 lm	88%
	A431-01-21- WT NT G	2,1W	3000K	30°	150 lm	88%
	A431-01-23- WT NT G	2,1W	3500K	30°	160 lm	88%
	A431-01-30- WT NT G	2,1W	2700K	54°	127 lm	81%
	A431-01-31- WT NT G	2,1W	3000K	54°	150 lm	81%
	A431-01-33- WT NT G	2,1W	3500K	54°	160 lm	81%

24 V | III IP20 | CRI>90 | L80B10 > 50.000h



	P	CCT	Beam	Flux	LOR	
MAGNETIC 24V FIT 27	A432-01-10- WT NT G	4,5W	2700K	18°	440 lm	84%
	A432-01-11- WT NT G	4,5W	3000K	18°	470 lm	84%
	A432-01-13- WT NT G	4,5W	3500K	18°	470 lm	84%
	A432-01-20- WT NT G	4,5W	2700K	31°	440 lm	82%
	A432-01-21- WT NT G	4,5W	3000K	31°	470 lm	82%
	A432-01-23- WT NT G	4,5W	3500K	31°	470 lm	82%
	A432-01-30- WT NT G	4,5W	2700K	42°	440 lm	84%
	A432-01-31- WT NT G	4,5W	3000K	42°	470 lm	84%
	A432-01-33- WT NT G	4,5W	3500K	42°	470 lm	84%

24 V | III IP20 | CRI>90 | L90B10 > 100.000h



	P	CCT	Beam	Flux	LOR	
MAGNETIC 24V iO Micro	A434-01-10- WT NT	4,7W	2700K	20°	530 lm	83%
	A434-01-11- WT NT	4,7W	3000K	20°	550 lm	83%
	A434-01-12- WT NT	4,7W	4000K	20°	590 lm	83%
	A434-01-20- WT NT	4,7W	2700K	40°	530 lm	84%
	A434-01-21- WT NT	4,7W	3000K	40°	550 lm	84%
	A434-01-22- WT NT	4,7W	4000K	40°	590 lm	84%
	A434-01-30- WT NT	4,7W	2700K	54°	530 lm	85%
	A434-01-31- WT NT	4,7W	3000K	54°	550 lm	85%
	A434-01-32- WT NT	4,7W	4000K	54°	590 lm	85%

24 V | III IP20 | CRI>90 | L90B10 > 60.000h





COLOUR | WT □ | NT ■ | G ■

MATERIAL | AL | PC

RAL ⓘ » 392

WALL MOUNTING PLEASE CONSULT

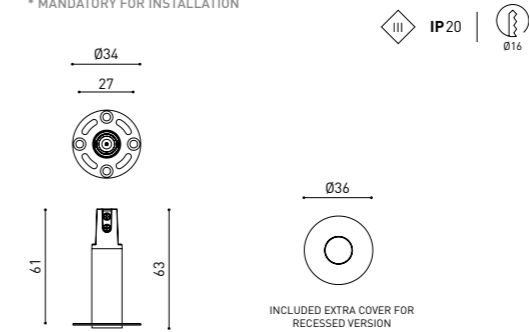
Ⓢ » 370



ACCESSORY

MAGNETIC 24V CONNECTOR A435-01-00 | W | N |

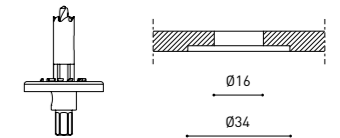
* MANDATORY FOR INSTALLATION



OPTIONAL ACCESSORY

TRIMLESS TOOL D16 X D34mm

A478-00-00

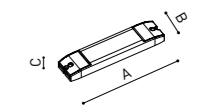
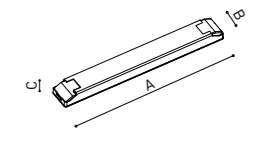


	P	V	D (A x B x C)
24V POWER SUPPLY	0434-01-37	60W	24V 180 x 52 x 30mm
	0433-10-22	100W	24V 295 x 43 x 30mm

220 V~ | 240 V~ | MANDATORY FOR INSTALLATION | MUST BE PLACED ON REMOTE

	P	V	D (A x B x C)
24V DIMMER	0433-01-32	DALI / Push	24V 181 x 42 x 20mm
	0433-01-35	CASAMBI	24V 72,6 x 30 x 18mm

24 V | MUST BE PLACED ON REMOTE | OTHER DIM OPTIONS PLEASE CONSULT | ⓘ DROP VOLTAGE >> 367



MAGNETIC 24V iO MICRO OPTIONAL ACCESSORIES

AFFECT THE LIGHTING PARAMETERS | NOT SOLD SEPARATELY

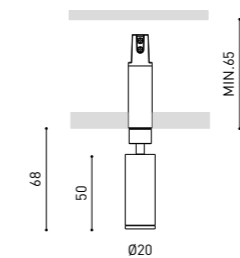
iO Micro Beam Mixer Diffuser
A387-00-00



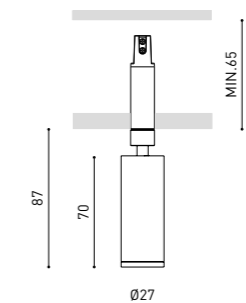
iO Micro Anti-glare Honeycomb Louver A387-00-01 | WT | NT |
FIT 27 Anti-glare Honeycomb Louver A399-00-00



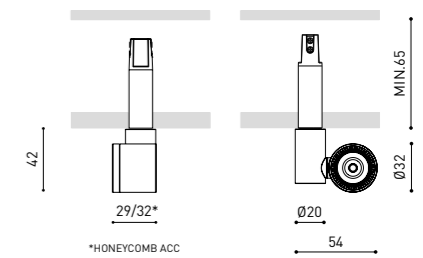
MAGNETIC 24V FIT 20



MAGNETIC 24V FIT 27



MAGNETIC 24V iO MICRO



Magnetic System



		P	CCT	Beam	Flux	LOR
MAGNETIC 24V PLUS Micro	A433-01-00- WT NT	4,7W	2700K	10°-35°	530 lm	10-17%
	A433-01-01- WT NT	4,7W	3000K	10°-35°	550 lm	10-17%
	A433-01-02- WT NT	4,7W	4000K	10°-35°	590 lm	10-17%

24 V | III IP20 | CRI>90 | L90B10 > 60.000h




COLOUR | WT □ | NT ■ | MATERIAL | AL | OPTICAL PMMA |

RAL ⓘ » 392

WALL MOUNTING PLEASE CONSULT

Ⓜ & Ⓜ » 370



		P	CCT	Beam	Flux	LOR
MAGNETIC 24V TOP Micro	A430-01-10- WT NT	2,1W	2700K	19°	190 lm	90%
	A430-01-11- WT NT	2,1W	3000K	19°	210 lm	90%
	A430-01-20- WT NT	2,1W	2700K	38°	190 lm	92%
	A430-01-21- WT NT	2,1W	3000K	38°	210 lm	92%

24 V | III IP20 | CRI>90 | L90B10 > 102.000h



		P	CCT	Beam	Flux	LOR
MAGNETIC 24V SIX XS	A429-01-10- WT NT	4,5W	2700K	17°	470 lm	90%
	A429-01-11- WT NT	4,5W	3000K	17°	500 lm	90%
	A429-01-12- WT NT	4,5W	4000K	17°	530 lm	90%
	A429-01-20- WT NT	4,5W	2700K	23°	470 lm	86%
	A429-01-21- WT NT	4,5W	3000K	23°	500 lm	86%
	A429-01-22- WT NT	4,5W	4000K	23°	530 lm	86%
	A429-01-30- WT NT	4,5W	2700K	34°	470 lm	88%
	A429-01-31- WT NT	4,5W	3000K	34°	500 lm	88%
	A429-01-32- WT NT	4,5W	4000K	34°	530 lm	88%

24 V | III IP20 | CRI>90 | L90B10 > 55.000h




COLOUR | WT □ | NT ■ | MATERIAL | AL | PC |

RAL ⓘ » 392

WALL MOUNTING PLEASE CONSULT

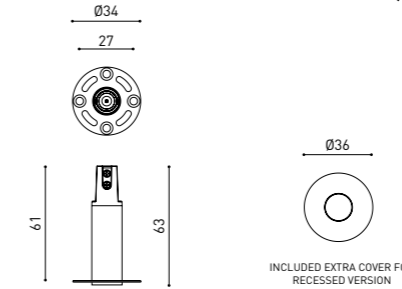
Ⓜ & Ⓜ » 370



ACCESSORY

MAGNETIC 24V CONNECTOR A435-01-00 | W | N |

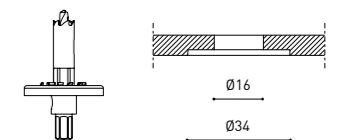
* MANDATORY FOR INSTALLATION



OPTIONAL ACCESSORY

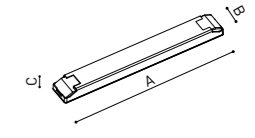
TRIMLESS TOOL D16 X D34mm

A478-00-00



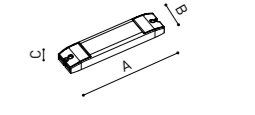
		P	V	D (A x B x C)
24V POWER SUPPLY	0434-01-37	60W	24V	180 x 52 x 30mm
	0433-10-22	100W	24V	295 x 43 x 30mm

220 V~ | MANDATORY FOR INSTALLATION | MUST BE PLACED ON REMOTE



			V	D (A x B x C)
24V DIMMER	0433-01-32	DALI / Push	24V	181 x 42 x 20mm
	0433-01-35	CASAMBI	24V	72,6 x 30 x 18mm

24 V | MUST BE PLACED ON REMOTE | OTHER DIM OPTIONS PLEASE CONSULT | ⓘ DROP VOLTAGE » 367

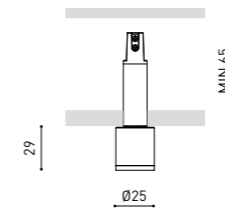


MAGNETIC 24V SIX XS OPTIONAL ACCESSORY

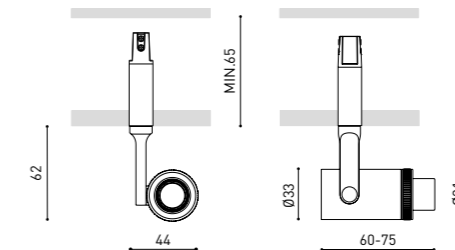
SIX High Chromatic Led ⓘ » 361

NOT SOLD SEPARATELY | AFFECTS THE LIGHTING PARAMETERS

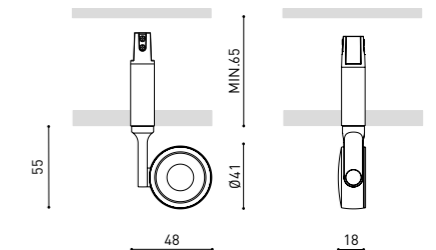
MAGNETIC 24V TOP MICRO



MAGNETIC 24V PLUS MICRO



MAGNETIC 24V SIX XS



Magnetic System



		P	CCT	Beam	Flux	LOR
MAGNETIC 24V MICRO SHAPER	A545-00-00- N	2,2W	2700K	18°-34°	190 lm	19-27%
	A545-00-01- N	2,2W	3000K	18°-34°	210 lm	19-27%
	A545-00-02- N	2,2W	4000K	18°-34°	250 lm	19-27%
	A545-00-10- N	2,2W	2700K	52°	190 lm	29%
	A545-00-11- N	2,2W	3000K	52°	210 lm	29%
	A545-00-12- N	2,2W	4000K	52°	250 lm	29%

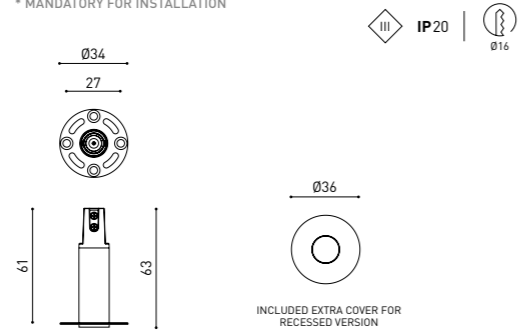
24 V | III | IP20 | CRI>90 | L90B10 > 102.000h



ACCESSORY

MAGNETIC 24V CONNECTOR A435-01-00 | W | N |

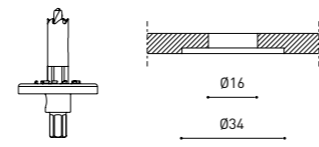
* MANDATORY FOR INSTALLATION



OPTIONAL ACCESSORY

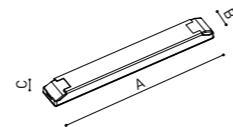
TRIMLESS TOOL D16 X D34mm

A478-00-00



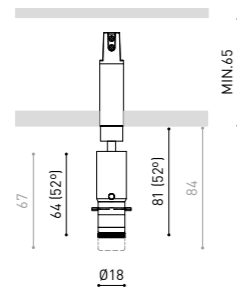
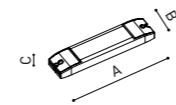
		P	V	D (A x B x C)
24V POWER SUPPLY	0434-01-37	60W	24V	180 x 52 x 30mm
	0433-10-22	100W	24V	295 x 43 x 30mm

220 V~ / 240 V~ | MANDATORY FOR INSTALLATION | MUST BE PLACED ON REMOTE



			V	D (A x B x C)
24V DIMMER	0433-01-32	DALI / Push	24V	181 x 42 x 20mm
	0433-01-35	CASAMBI	24V	72,6 x 30 x 18mm

24 V | MUST BE PLACED ON REMOTE | OTHER DIM OPTIONS PLEASE CONSULT | i DROP VOLTAGE » 367



COLOUR | N ■ | MATERIAL | AL | OPTICAL GLASS |

RAL i » 392

WALL MOUNTING PLEASE CONSULT | OTHER CCT & DIM OPTIONS PLEASE CONSULT


» 370



Six Recessed




Extended Family / Magnetic 24V Six XS_102 / Six XS 24V_228 / Six 48V_246 / Six_280



		P	CCT	Beam	I	Flux	LOR
SIX XS Recessed	A336-0- ① -10- WT NT	4,5W	2700K	17°	500mA	470 lm	90%
	A336-0- ① -11- WT NT	4,5W	3000K	17°	500mA	500 lm	90%
	A336-0- ① -12- WT NT	4,5W	4000K	17°	500mA	530 lm	90%
	A336-0- ① -20- WT NT	4,5W	2700K	23°	500mA	470 lm	86%
	A336-0- ① -21- WT NT	4,5W	3000K	23°	500mA	500 lm	86%
	A336-0- ① -22- WT NT	4,5W	4000K	23°	500mA	530 lm	86%
	A336-0- ① -30- WT NT	4,5W	2700K	34°	500mA	470 lm	88%
	A336-0- ① -31- WT NT	4,5W	3000K	34°	500mA	500 lm	88%
	A336-0- ① -32- WT NT	4,5W	4000K	34°	500mA	530 lm	88%

220 V~ | IP20 | CRI>90 | L90B10 >55.000h

MacAdam Step 2 | OPTIONS* | INCL | Ø50 | 350° | 310° | 17° / 23° / 34°

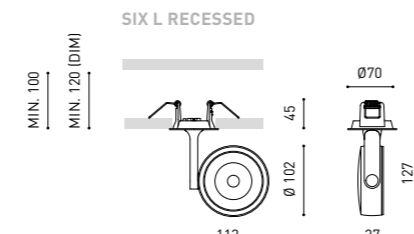
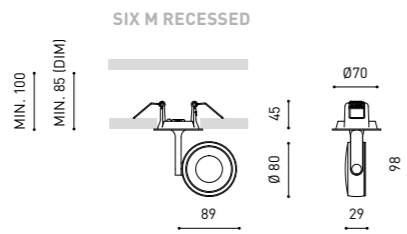
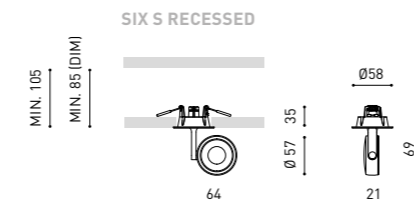
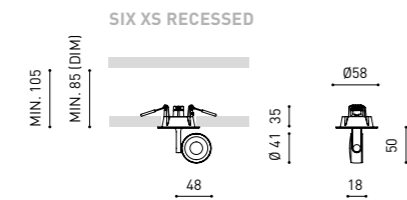


		P	CCT	Beam	I	Flux	LOR
SIX S Recessed	A334-0- ① -10- WT NT	8,5W	2700K	17°	500mA	1070 lm	86%
	A334-0- ① -11- WT NT	8,5W	3000K	17°	500mA	1140 lm	86%
	A334-0- ① -12- WT NT	8,5W	4000K	17°	500mA	1210 lm	86%
	A334-0- ① -20- WT NT	8,5W	2700K	24°	500mA	1070 lm	84%
	A334-0- ① -21- WT NT	8,5W	3000K	24°	500mA	1140 lm	84%
	A334-0- ① -22- WT NT	8,5W	4000K	24°	500mA	1210 lm	84%
	A334-0- ① -30- WT NT	8,5W	2700K	34°	500mA	1070 lm	89%
	A334-0- ① -31- WT NT	8,5W	3000K	34°	500mA	1140 lm	89%
	A334-0- ① -32- WT NT	8,5W	4000K	34°	500mA	1210 lm	89%

220 V~ | IP20 | CRI>90 | L80B10 >60.000h

MacAdam Step 2 | OPTIONS* | INCL | Ø50 | 350° | 310° | 17° / 24° / 34°

- ① *OPTIONS
- 1 No DIM
 - 2 DIM DALI
- DIM PHASE CUT & OTHER DIM OPTIONS PLEASE CONSULT



OPTIONAL ACCESSORIES


SIX

High Chromatic LED ⓘ » 361

NOT SOLD SEPARATELY | AFFECTS THE LIGHTING PARAMETERS

COLOUR | WT □ | NT ■ | MATERIAL | AL | PC | RAL ⓘ » 392

Ⓢ & ⓘ » 370




		P	CCT	Beam	I	Flux	LOR
SIX M Recessed 1	A332-11-10- WT NT	11,5W	2700K	19°	350mA	1600 lm	93%
	A332-11-11- WT NT	11,5W	3000K	19°	350mA	1650 lm	93%
	A332-11-12- WT NT	11,5W	4000K	19°	350mA	1700 lm	93%
	A332-11-20- WT NT	11,5W	2700K	28°	350mA	1600 lm	91%
	A332-11-21- WT NT	11,5W	3000K	28°	350mA	1650 lm	91%
	A332-11-22- WT NT	11,5W	4000K	28°	350mA	1700 lm	91%
	A332-11-30- WT NT	11,5W	2700K	38°	350mA	1600 lm	93%
	A332-11-31- WT NT	11,5W	3000K	38°	350mA	1650 lm	93%
	A332-11-32- WT NT	11,5W	4000K	38°	350mA	1700 lm	93%

		P	CCT	Beam	I	Flux	LOR
SIX M Recessed 2	A332-2- ① -10- WT NT	17W	2700K	19°	500mA	2050 lm	93%
	A332-2- ① -11- WT NT	17W	3000K	19°	500mA	2130 lm	93%
	A332-2- ① -12- WT NT	17W	4000K	19°	500mA	2160 lm	93%
	A332-2- ① -20- WT NT	17W	2700K	28°	500mA	2050 lm	91%
	A332-2- ① -21- WT NT	17W	3000K	28°	500mA	2130 lm	91%
	A332-2- ① -22- WT NT	17W	4000K	28°	500mA	2160 lm	91%
	A332-2- ① -30- WT NT	17W	2700K	38°	500mA	2050 lm	93%
	A332-2- ① -31- WT NT	17W	3000K	38°	500mA	2130 lm	93%
	A332-2- ① -32- WT NT	17W	4000K	38°	500mA	2160 lm	93%

- ① *OPTIONS
- 1 No DIM
 - 2 DIM DALI
- DIM PHASE CUT & OTHER DIM OPTIONS PLEASE CONSULT

220 V~ | IP20 | CRI>90 | L90B10 >55.000h

MacAdam Step 2 | OPTIONS* | INCL | Ø62 | 350° | 310° | 19° / 28° / 38°



		P	CCT	Beam	I	Flux	LOR
SIX L Recessed 1	A287-11-10- WT NT	11,5W	2700K	17°	350mA	1600 lm	93%
	A287-11-11- WT NT	11,5W	3000K	17°	350mA	1650 lm	93%
	A287-11-12- WT NT	11,5W	4000K	17°	350mA	1700 lm	93%
	A287-11-30- WT NT	11,5W	2700K	26°	350mA	1600 lm	93%
	A287-11-31- WT NT	11,5W	3000K	26°	350mA	1650 lm	93%
	A287-11-32- WT NT	11,5W	4000K	26°	350mA	1700 lm	93%
	A287-11-20- WT NT	11,5W	2700K	34°	350mA	1600 lm	90%
	A287-11-21- WT NT	11,5W	3000K	34°	350mA	1650 lm	90%
	A287-11-22- WT NT	11,5W	4000K	34°	350mA	1700 lm	90%

		P	CCT	Beam	I	Flux	LOR
SIX L Recessed 2	A287-2- ① -10- WT NT	24,5W	2700K	17°	700mA	2850 lm	93%
	A287-2- ① -11- WT NT	24,5W	3000K	17°	700mA	2950 lm	93%
	A287-2- ① -12- WT NT	24,5W	4000K	17°	700mA	3000 lm	93%
	A287-2- ① -30- WT NT	24,5W	2700K	26°	700mA	2850 lm	93%
	A287-2- ① -31- WT NT	24,5W	3000K	26°	700mA	2950 lm	93%
	A287-2- ① -32- WT NT	24,5W	4000K	26°	700mA	3000 lm	93%
	A287-2- ① -20- WT NT	24,5W	2700K	34°	700mA	2850 lm	90%
	A287-2- ① -21- WT NT	24,5W	3000K	34°	700mA	2950 lm	90%
	A287-2- ① -22- WT NT	24,5W	4000K	34°	700mA	3000 lm	90%

- ① *OPTIONS
- 1 No DIM
 - 2 DIM Push
 - 4 DIM DALI
- DIM PHASE CUT & OTHER DIM OPTIONS PLEASE CONSULT

220 V~ | IP20 | CRI>90 | L90B10 >55.000h

MacAdam Step 2 | OPTIONS* | INCL | Ø62 | 350° | 310° | 17° / 26° / 34°

COLOUR | WT □ | NT ■ | MATERIAL | AL | PC | RAL ⓘ » 392

Ⓢ & ⓘ » 370



Fit Recessed



Extended Family / Magnetic 24V Fit_100 / Fit Surface_136 / Fit 24V_230 / Fit 48V_249 / Fit 65 1L_275 / Fit_283




		P	CCT	I	Flux
FIT 35 Recessed	A345-2- ① - 0 - 0- WT NT G	5,5W	2700K	500mA	620 lm
	A345-2- ① - 0 - 1- WT NT G	5,5W	3000K	500mA	660 lm
	A345-2- ① - 0 - 3- WT NT G	5,5W	3500K	500mA	660 lm
	A345-2- ① - 0 - 2- WT NT G	5,5W	4000K	500mA	710 lm

220 V~ | IP20 | CRI>90 | L90B10 >108.000h



○	BEAM	LOR
1	20°	85%
2	29°	84%
3	36°	85%



		P	CCT	I	Flux
FIT 50 Recessed	A346-2- ① - 0 - 0- WT NT G	12W	2700K	1050mA	1090 lm
	A346-2- ① - 0 - 1- WT NT G	12W	3000K	1050mA	1180 lm
	A346-2- ① - 0 - 3- WT NT G	12W	3500K	1050mA	1180 lm
	A346-2- ① - 0 - 2- WT NT G	12W	4000K	1050mA	1260 lm

220 V~ | IP20 | CRI>90 | L90B10 >108.000h



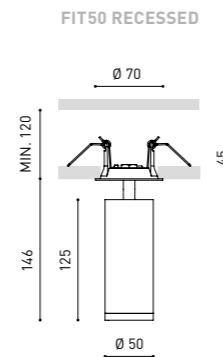
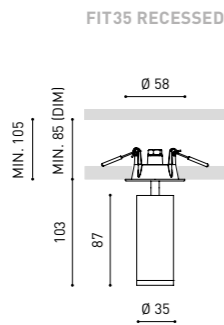
①	*OPTIONS
1	No DIM
2	DIM DALI

DIM PHASE CUT & OTHER DIM OPTIONS PLEASE CONSULT

○	BEAM	LOR
1	14°	84%
2	26°	83%
3	50°	97%

OPTIONAL ACCESSORIES	
FIT 35 Anti-glare Honeycomb Louver	A345-00-00
FIT 50 Anti-glare Honeycomb Louver	A346-00-00

NOT SOLD SEPARATELY | AFFECT THE LIGHTING PARAMETERS



COLOUR | WT □ | NT ■ | G ■

MATERIAL | AL | PC


RAL ⓘ » 392

Ⓜ & Ⓜ » 370

Plus Recessed



Extended Family / Magnetic 24V Plus Micro_102 / Plus Micro 24V_228 / Plus 48V_255 / Plus Mini 1L_275 / Plus_284



		P	CCT	Beam	I	Flux	LOR
PLUS Mini Recessed	A328-00- ① - 0- WT NT	6,5W	2700K	10°-41°	700mA	630 lm	20-40%
	A328-00- ① - 1- WT NT	6,5W	3000K	10°-41°	700mA	660 lm	20-40%
	A328-00- ① - 3- WT NT	6,5W	3500K	10°-41°	700mA	660 lm	20-40%
	A328-00- ① - 2- WT NT	6,5W	4000K	10°-41°	700mA	680 lm	20-40%

220 V~ | IP20 | CRI>90 | L90B10 >55.000h



①	*OPTIONS
1	No DIM
2	DIM DALI

DIM PHASE CUT & OTHER DIM OPTIONS PLEASE CONSULT

OPTIONAL	
PLUS MINI High Chromatic LED	ⓘ » 361

NOT SOLD SEPARATELY | AFFECTS THE LIGHTING PARAMETERS



		P	CCT	Beam	I	Flux	LOR
PLUS Recessed	A325-00- ① - 0- WT NT	18W	2700K	12°-51°	500mA	1920 lm	26-40%
	A325-00- ① - 1- WT NT	18W	3000K	12°-51°	500mA	2000 lm	26-40%
	A325-00- ① - 3- WT NT	18W	3500K	12°-51°	500mA	2000 lm	26-40%
	A325-00- ① - 2- WT NT	18W	4000K	12°-51°	500mA	2030 lm	26-40%

220 V~ | IP20 | CRI>90 | L90B10 >55.000h



①	*OPTIONS
1	No DIM
2	DIM DALI
3	DIM Push

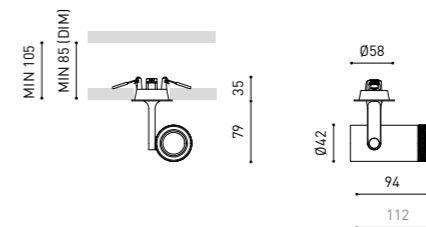
DIM PHASE CUT & OTHER DIM OPTIONS PLEASE CONSULT

OPTIONAL	
PLUS High Chromatic LED	ⓘ » 361

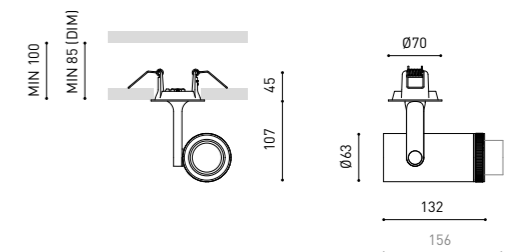
NOT SOLD SEPARATELY | AFFECTS THE LIGHTING PARAMETERS



PLUS MINI RECESSED



PLUS RECESSED



COLOUR | WT □ | NT ■

MATERIAL | AL | OPTICAL PMMA

RAL ⓘ » 392

Ⓜ & Ⓜ » 370



	P	CCT	Beam	I	Flux	LOR**	
COCO Recessed	A530-0- Ⓞ -10- WT NT	8,7W	2700K	20°	500mA	1200 lm	87%
	A530-0- Ⓞ -11- WT NT	8,7W	3000K	20°	500mA	1250 lm	87%
	A530-0- Ⓞ -13- WT NT	8,7W	3500K	20°	500mA	1310 lm	87%
	A530-0- Ⓞ -12- WT NT	8,7W	4000K	20°	500mA	1340 lm	87%
	A530-0- Ⓞ -20- WT NT	8,7W	2700K	34°	500mA	1200 lm	89%
	A530-0- Ⓞ -21- WT NT	8,7W	3000K	34°	500mA	1250 lm	89%
	A530-0- Ⓞ -23- WT NT	8,7W	3500K	34°	500mA	1310 lm	89%
	A530-0- Ⓞ -22- WT NT	8,7W	4000K	34°	500mA	1340 lm	89%
	A530-0- Ⓞ -30- WT NT	8,7W	2700K	48°	500mA	1200 lm	86%
	A530-0- Ⓞ -31- WT NT	8,7W	3000K	48°	500mA	1250 lm	86%
	A530-0- Ⓞ -33- WT NT	8,7W	3500K	48°	500mA	1310 lm	86%
	A530-0- Ⓞ -32- WT NT	8,7W	4000K	48°	500mA	1340 lm	86%

OPTIONAL ACCESSORIES

AFFECT THE LIGHTING PARAMETERS
NOT SOLD SEPARATELY

COCO Anti-glare Honeycomb Louver

A498-90-00- | WT | NT |



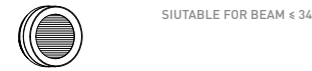
COCO Anti-glare Screen

A498-90-01- | WT | NT |



COCO Linear Filter

A498-90-02- | WT | NT |



COCO High Chromatic Led

220 V~ | IP20 | CRI>90 | L80B10 >66.000h

MacAdam Step 2 | OPTIONS* | INCL | Ø50 | 350° | 90° | 20° / 34° / 48°

	P	CCT	Beam	I	Flux	LOR**	
COCO Recessed Super Spot	A530-0- Ⓞ -00- WT NT	6W	2700K	12°	500mA	750 lm	66%
	A530-0- Ⓞ -01- WT NT	6W	3000K	12°	500mA	800 lm	66%
	A530-0- Ⓞ -03- WT NT	6W	3500K	12°	500mA	830 lm	66%
	A530-0- Ⓞ -02- WT NT	6W	4000K	12°	500mA	850 lm	66%

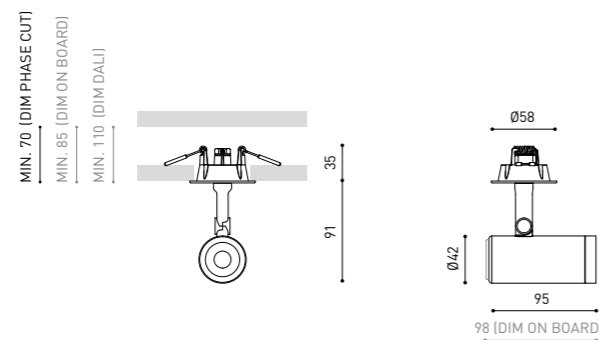
220 V~ | IP20 | CRI>90 | L80B10 >55.000h

MacAdam Step 2 | OPTIONS* | INCL | Ø50 | 350° | 90° | 12°

	P	CCT	Beam	I	Flux	LOR**	
COCO Recessed Tunable White	A530-12-17- WT NT	8,5W	1800-4000K	28°	500mA	850 lm	85%
	A530-12-18- WT NT	8,5W	2700-5000K	28°	500mA	1010 lm	85%
	A530-12-27- WT NT	8,5W	1800-4000K	42°	500mA	850 lm	87%
	A530-12-28- WT NT	8,5W	2700-5000K	42°	500mA	1010 lm	87%
	A530-12-37- WT NT	8,5W	1800-4000K	54°	500mA	850 lm	84%
	A530-12-38- WT NT	8,5W	2700-5000K	54°	500mA	1010 lm	84%

220 V~ | IP20 | CRI>90 | L80B10 >55.000h

MacAdam Step 3 | DALI* | INCL | Ø50 | 350° | 90° | 28° / 42° / 54°



Ⓞ *OPTIONS

2	DIM DALI
5	DIM Phase Cut
7	DIM On Board

OTHER DIM OPTIONS PLEASE CONSULT

COLOUR | NT ■ | WT □ | MATERIAL | AL | PC/PMMA | RAL ⓘ » 392

** LOR WT VERSION (ACCESSORIES MAY AFFECT THE LIGHTING PARAMETERS) ⓘ & ⓘ » 370
OTHER CCT PLEASE CONSULT



OPTIONAL ACCESSORIES

AFFECT THE LIGHTING PARAMETERS
NOT SOLD SEPARATELY

COCO M Anti-glare Honeycomb Louver

A553-90-00- | WT | NT |




COCO M Anti-glare Screen

A553-90-01- | WT | NT |



COCO M Linear Filter

A553-90-02- | WT | NT |



COCO M High Chromatic Led

	P	CCT	Beam	I	Flux	LOR	
COCO M Recessed	A555-0- Ⓞ -10- WT NT	11,6W	2700K	32°	350mA	2080 lm	81%
	A555-0- Ⓞ -11- WT NT	11,6W	3000K	32°	350mA	2160 lm	81%
	A555-0- Ⓞ -13- WT NT	11,6W	3500K	32°	350mA	2190 lm	81%
	A555-0- Ⓞ -12- WT NT	11,6W	4000K	32°	350mA	2200 lm	81%
	A555-0- Ⓞ -20- WT NT	11,6W	2700K	43°	350mA	2080 lm	86%
	A555-0- Ⓞ -21- WT NT	11,6W	3000K	43°	350mA	2160 lm	86%
	A555-0- Ⓞ -23- WT NT	11,6W	3500K	43°	350mA	2190 lm	86%
	A555-0- Ⓞ -22- WT NT	11,6W	4000K	43°	350mA	2200 lm	86%
	A555-0- Ⓞ -30- WT NT	11,6W	2700K	53°	350mA	2080 lm	86%
	A555-0- Ⓞ -31- WT NT	11,6W	3000K	53°	350mA	2160 lm	86%
	A555-0- Ⓞ -33- WT NT	11,6W	3500K	53°	350mA	2190 lm	86%
	A555-0- Ⓞ -32- WT NT	11,6W	4000K	53°	350mA	2200 lm	86%

220 V~ | IP20 | CRI>90 | L80B10 >66.000h

MacAdam Step 2 | OPTIONS* | INCL | Ø62 | 350° | 90° | 32° / 43° / 53°

	P	CCT	Beam	I	Flux	LOR	
COCO M Recessed Super Spot	A555-0- Ⓞ -00- WT NT	8,7W	2700K	13°	500mA	1230 lm	67%
	A555-0- Ⓞ -01- WT NT	8,7W	3000K	13°	500mA	1300 lm	67%
	A555-0- Ⓞ -03- WT NT	8,7W	3500K	13°	500mA	1360 lm	67%
	A555-0- Ⓞ -02- WT NT	8,7W	4000K	13°	500mA	1400 lm	67%

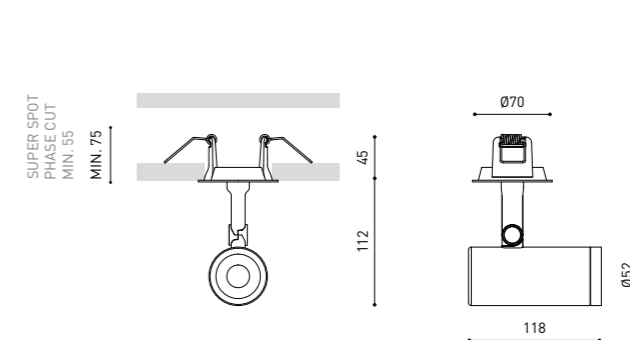
220 V~ | IP20 | CRI>90 | L80B10 >66.000h

MacAdam Step 2 | OPTIONS* | INCL | Ø62 | 350° | 90° | 13°

	P	CCT	Beam	I	Flux	LOR	
COCO M Recessed Tunable White	A555-12-17- WT NT	11,3W	1800-4000K	28°	350mA	1250 lm	84%
	A555-12-18- WT NT	11,3W	2700-5000K	28°	350mA	1510 lm	84%
	A555-12-27- WT NT	11,3W	1800-4000K	41°	350mA	1250 lm	90%
	A555-12-28- WT NT	11,3W	2700-5000K	41°	350mA	1510 lm	90%
	A555-12-37- WT NT	11,3W	1800-4000K	55°	350mA	1250 lm	89%
	A555-12-38- WT NT	11,3W	2700-5000K	55°	350mA	1510 lm	89%

220 V~ | IP20 | CRI>90 | L80B10 >55.000h

MacAdam Step 3 | DALI* | INCL | Ø62 | 350° | 90° | 28° / 41° / 55°



Ⓞ *OPTIONS

2	DIM DALI
5	DIM Phase Cut

OTHER DIM OPTIONS PLEASE CONSULT

COLOUR | NT ■ | WT □ | MATERIAL | AL | PC/PMMA | RAL ⓘ » 392

OTHER CCT PLEASE CONSULT ⓘ & ⓘ » 370

Coco Recessed



		P	CCT	Beam	I	Flux	LOR
COCO SHAPER Recessed	A519-1- Ⓞ -00- NT	6W	2700K	20°-33°	500mA	650 lm	40-38%
	A519-1- Ⓞ -01- NT	6W	3000K	20°-33°	500mA	680 lm	40-38%
	A519-1- Ⓞ -02- NT	6W	4000K	20°-33°	500mA	730 lm	40-38%
	A519-1- Ⓞ -10- NT	6W	2700K	53°	500mA	650 lm	37%
	A519-1- Ⓞ -11- NT	6W	3000K	53°	500mA	680 lm	37%
	A519-1- Ⓞ -12- NT	6W	4000K	53°	500mA	730 lm	37%

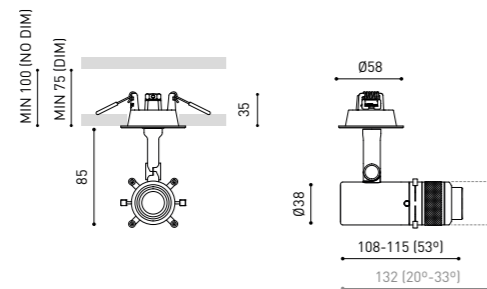
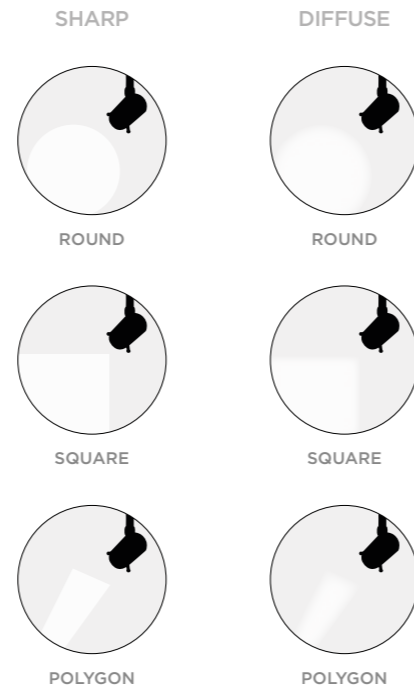
220 V~ | IP20 | CRI>90 | L80B10 > 60.000 h



Ⓞ *OPTIONS

1	No DIM
2	DIM DALI

OTHER DIM OPTIONS PLEASE CONSULT



COLOUR | NT ■ | MATERIAL | AL | OPTICAL GLASS | RAL ⓘ » 392
OTHER CCT PLEASE CONSULT | CUSTOM GOBO PLEASE CONSULT | ⓘ » 370

Flip Recessed



Extended Family / Magnetic 24V Flip_98 / Flip Surface_135 / Flip 48V_257



		P	CCT	Beam	I	Flux	LOR
FLIP Recessed	A491-0- Ⓞ -10- NT WT NTMG	6W	2700K	23°	500mA	620 lm	86%
	A491-0- Ⓞ -11- NT WT NTMG	6W	3000K	23°	500mA	650 lm	86%
	A491-0- Ⓞ -13- NT WT NTMG	6W	3500K	23°	500mA	680 lm	86%
	A491-0- Ⓞ -12- NT WT NTMG	6W	4000K	23°	500mA	690 lm	86%
	A491-0- Ⓞ -20- NT WT NTMG WTW	6W	2700K	34°	500mA	620 lm	78%
	A491-0- Ⓞ -21- NT WT NTMG WTW	6W	3000K	34°	500mA	650 lm	78%
	A491-0- Ⓞ -23- NT WT NTMG WTW	6W	3500K	34°	500mA	680 lm	78%
	A491-0- Ⓞ -22- NT WT NTMG WTW	6W	4000K	34°	500mA	690 lm	78%

220 V~ | IP20 | CRI>90 | L80B10 > 60.000 h



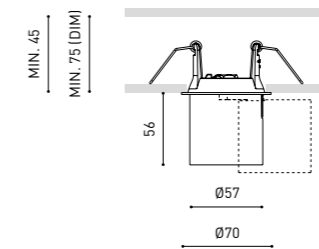
Ⓞ *OPTIONS

1	No DIM
2	DIM DALI
3	DIM Push

DIM PHASE CUT & OTHER DIM OPTIONS PLEASE CONSULT

FINISHING**

	Body	Lampshade
NT	NT ■	N ■
WT	WT □	N ■
NTMG	NT ■	MG ■
WTW	WT □	W □



COLOUR | NT ■ | WT □ | NTMG ■ | WTW □ | MATERIAL | AL | ABS+PC | RAL ⓘ » 392
**OTHER FINISHING COMBINATIONS PLEASE CONSULT | COLOURS MAY AFFECT THE LIGHTING PARAMETERS
"THE INVISIBLE BLACK" IS ONLY AVAILABLE FOR WT, NT & NTMG COLOURS | ⓘ & ⓘ » 370



OA House, Igualada (Spain) | Francesc Rifé Studio | Photography: Javier Márquez

SURFACE

Black Foster Surface ¹¹⁷ / Shot Light
Surface ¹²² / Scope Surface ¹²⁵ / Top ¹²⁶
/ Puck ¹²⁸ / Stram Surface ¹²⁹ / Vola ¹³⁰ /
Sky ¹³⁰ / Fifty + Surface ¹³¹ /
Coco Surface ¹³² / Flip Surface ¹³⁵ /
Fit Surface ¹³⁶ / iO Surface ¹³⁸ / Zen Tube
Surface ¹³⁹



BETA 0 architecture office | Photo: David Zarzoso

Black Foster Surface



Extended Family / Black Foster_10 / Black Foster Suspension_189 / Black Foster Micro 24V_226 / Black Foster 48V_259 / Black Foster Custom System_300



		P	CCT	I	Flux	LOR
BLACK FOSTER MICRO Surface 5	A459-20-00- NT WT WTW	7W	2700K	500mA	775 lm	87%
	A459-20-01- NT WT WTW	7W	3000K	500mA	800 lm	87%
	A459-20-03- NT WT WTW	7W	3500K	500mA	825 lm	87%
	A459-20-02- NT WT WTW	7W	4000K	500mA	850 lm	87%

III IP20 | CRI>90 | L90B10 >60.000h

MacAdam Step 3 | OPTIONS* | EXCL | UGR <19 | 37°



		P	CCT	I	Flux	LOR
BLACK FOSTER MICRO Surface 2x2	A459-30-00- NT WT WTW	5,6W	2700K	500mA	620 lm	87%
	A459-30-01- NT WT WTW	5,6W	3000K	500mA	640 lm	87%
	A459-30-03- NT WT WTW	5,6W	3500K	500mA	660 lm	87%
	A459-30-02- NT WT WTW	5,6W	4000K	500mA	680 lm	87%

III IP20 | CRI>90 | L90B10 >60.000h

MacAdam Step 3 | OPTIONS* | EXCL | UGR <19 | 37°



		P	CCT	I	Flux	LOR
BLACK FOSTER MICRO Surface 3x3	A459-40-00- NT WT WTW	10W	2700K	400mA	1170 lm	87%
	A459-40-01- NT WT WTW	10W	3000K	400mA	1200 lm	87%
	A459-40-03- NT WT WTW	10W	3500K	400mA	1250 lm	87%
	A459-40-02- NT WT WTW	10W	4000K	400mA	1300 lm	87%

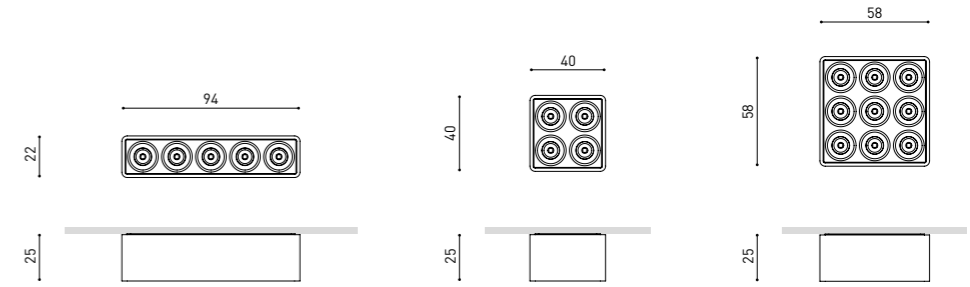
III IP20 | CRI>90 | L90B10 >60.000h

MacAdam Step 3 | OPTIONS* | EXCL | UGR <19 | 37°

FINISHING	Body	Lampshade
NT	NT ■	N ■
WT	WT □	N ■
WTW	WT □	CR ■

*DRIVER OPTIONS	Black Foster Micro Surface 5	Black Foster Micro Surface 2x2	Black Foster Micro Surface 3x3
NO DIM	0434-00-42 1 to 2	0434-01-53 1 to 3	0434-01-54 1
DALI	0434-00-44 1 to 3	0434-01-54 1 to 3	0434-01-54 1

220-240 V~ | DRIVER MUST BE PLACED ON REMOTE | DIM PHASE CUT & OTHER DIM OPTIONS PLEASE CONSULT | 362



COLOUR | NT ■ | WT □ | WTW □■ | MATERIAL | AL | ABS+PC | RAL | 392

370



		P	CCT	I	Flux
BLACK FOSTER Surface 1	A320-1-○-10-	2,1W	2700K	700mA	190 lm
	A320-1-○-11-	2,1W	3000K	700mA	210 lm
	A320-1-○-13-	2,1W	3500K	700mA	230 lm
	A320-1-○-12-	2,1W	4000K	700mA	250 lm

220 V~ | IP20 | CRI>90 | L90B10 >102.000h

MacAdam Step 3 | INCL | UGR <19 | 38° / 19°



		P	CCT	I	Flux
BLACK FOSTER Surface 2	A320-2-○-10-	4,2W	2700K	700mA	380 lm
	A320-2-○-11-	4,2W	3000K	700mA	420 lm
	A320-2-○-13-	4,2W	3500K	700mA	460 lm
	A320-2-○-12-	4,2W	4000K	700mA	500 lm

220 V~ | IP20 | CRI>90 | L90B10 >102.000h

MacAdam Step 3 | INCL | UGR <19 | 38° / 19°



		P	CCT	I	Flux
BLACK FOSTER Surface 3	A320-3-○-10-	6,3W	2700K	700mA	570 lm
	A320-3-○-11-	6,3W	3000K	700mA	630 lm
	A320-3-○-13-	6,3W	3500K	700mA	690 lm
	A320-3-○-12-	6,3W	4000K	700mA	750 lm

220 V~ | IP20 | CRI>90 | L90B10 >102.000h

MacAdam Step 3 | INCL | UGR <19 | 38° / 19°



		P	CCT	I	Flux
BLACK FOSTER Surface 5	A320-4-○-⊞-0-	10,5W	2700K	700mA	950 lm
	A320-4-○-⊞-1-	10,5W	3000K	700mA	1050 lm
	A320-4-○-⊞-3-	10,5W	3500K	700mA	1150 lm
	A320-4-○-⊞-2-	10,5W	4000K	700mA	1250 lm

220 V~ | IP20 | CRI>90 | L90B10 >102.000h

MacAdam Step 3 | OPTIONS* | INCL | UGR <19 | 38° / 19°

COLOUR | WT □ | NT ■ | WTMG □ | NTMG ■ | MATERIAL | AL | ABS+PC | RAL ⓘ » 392

COLOURS MAY AFFECT THE LIGHTING PARAMETERS

» 370



		P	CCT	I	Flux
BLACK FOSTER Surface 10	A320-5-○-⊞-0-	21W	2700K	700mA	1900 lm
	A320-5-○-⊞-1-	21W	3000K	700mA	2100 lm
	A320-5-○-⊞-3-	21W	3500K	700mA	2300 lm
	A320-5-○-⊞-2-	21W	4000K	700mA	2500 lm

220 V~ | IP20 | CRI>90 | L90B10 >102.000h

MacAdam Step 3 | OPTIONS* | INCL | UGR <19 | 38° / 19°



		P	CCT	I	Flux
BLACK FOSTER Surface 15	A320-6-○-⊞-0-	31,5W	2700K	700mA	2850 lm
	A320-6-○-⊞-1-	31,5W	3000K	700mA	3150 lm
	A320-6-○-⊞-3-	31,5W	3500K	700mA	3450 lm
	A320-6-○-⊞-2-	31,5W	4000K	700mA	3750 lm

220 V~ | IP20 | CRI>90 | L90B10 >102.000h

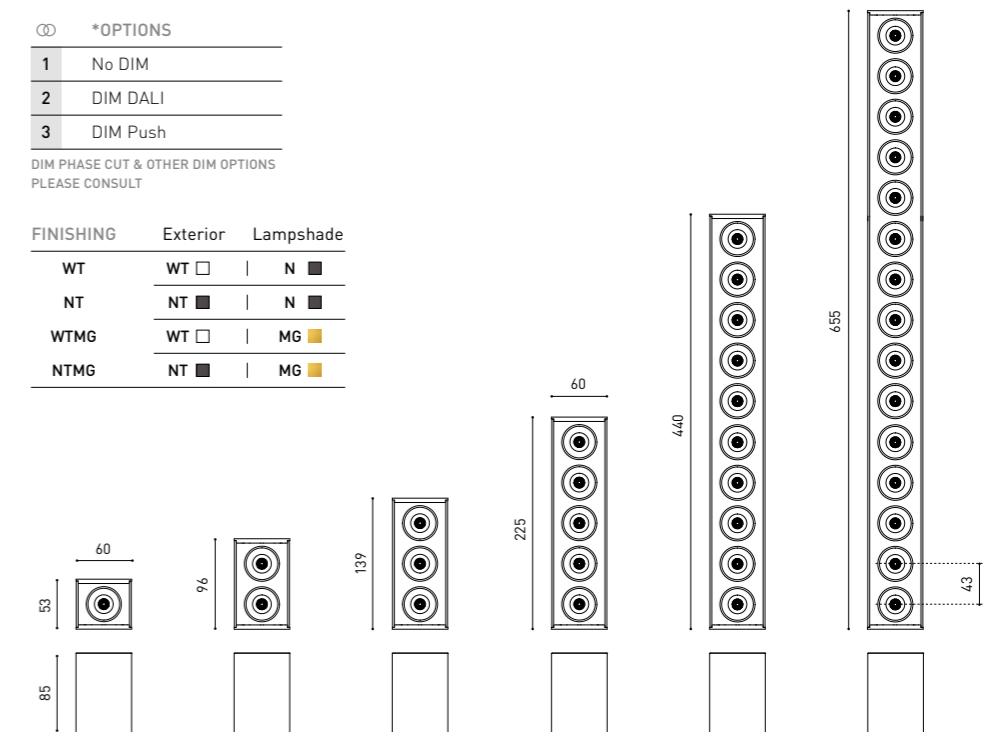

MacAdam Step 3 | OPTIONS* | INCL | UGR <19 | 38° / 19°

	BEAM	LOR
0	38°	92%
1	19°	90%

⊞	*OPTIONS
1	No DIM
2	DIM DALI
3	DIM Push

DIM PHASE CUT & OTHER DIM OPTIONS PLEASE CONSULT

FINISHING	Exterior	Lampshade
WT	WT □	N ■
NT	NT ■	N ■
WTMG	WT □	MG ■
NTMG	NT ■	MG ■



COLOUR | WT □ | NT ■ | WTMG □ | NTMG ■ | MATERIAL | AL | ABS+PC | RAL ⓘ » 392

COLOURS MAY AFFECT THE LIGHTING PARAMETERS

» 370

Black Foster Surface



	P	CCT	Beam	I	Flux	LOR
BLACK FOSTER Surface Remote 3						
A480-30-00- NT WT NTMG WTW	6,3W	2700K	38°	700mA	570 lm	92%
A480-30-01- NT WT NTMG WTW	6,3W	3000K	38°	700mA	630 lm	92%
A480-30-03- NT WT NTMG WTW	6,3W	3500K	38°	700mA	690 lm	92%
A480-30-02- NT WT NTMG WTW	6,3W	4000K	38°	700mA	750 lm	92%
A480-31-00- NT WT NTMG	6,3W	2700K	19°	700mA	570 lm	90%
A480-31-01- NT WT NTMG	6,3W	3000K	19°	700mA	630 lm	90%
A480-31-03- NT WT NTMG	6,3W	3500K	19°	700mA	690 lm	90%
A480-31-02- NT WT NTMG	6,3W	4000K	19°	700mA	750 lm	90%

IP20 | CRI>90 | L90B10 >102.000h
 MacAdam Step 3
 OPTIONS*
 EXCL
 UGR <19
 38° / 19°



	P	CCT	Beam	I	Flux	LOR
BLACK FOSTER Surface Remote 5						
A480-40-00- NT WT NTMG WTW	10,5W	2700K	38°	700mA	950 lm	92%
A480-40-01- NT WT NTMG WTW	10,5W	3000K	38°	700mA	1050 lm	92%
A480-40-03- NT WT NTMG WTW	10,5W	3500K	38°	700mA	1150 lm	92%
A480-40-02- NT WT NTMG WTW	10,5W	4000K	38°	700mA	1250 lm	92%
A480-41-00- NT WT NTMG	10,5W	2700K	19°	700mA	950 lm	90%
A480-41-01- NT WT NTMG	10,5W	3000K	19°	700mA	1050 lm	90%
A480-41-03- NT WT NTMG	10,5W	3500K	19°	700mA	1150 lm	90%
A480-41-02- NT WT NTMG	10,5W	4000K	19°	700mA	1250 lm	90%

IP20 | CRI>90 | L90B10 >102.000h
 MacAdam Step 3
 OPTIONS*
 EXCL
 UGR <19
 38° / 19°

*DRIVER OPTIONS	Black Foster Surface Remote 3	Black Foster Surface Remote 5	Black Foster Surface Remote 10	Black Foster Surface Remote 15
NO DIM	0434-00-40	1 to 4	1 to 2	1
	0434-01-43	1 to 6	1 to 3	1
DALI	0434-00-46	1 to 4	1 to 2	1
	0434-01-25	1 to 6	1 to 3	1

220V~ | DRIVER MUST BE PLACED ON REMOTE | DIM PHASE CUT & OTHER DIM OPTIONS PLEASE CONSULT » 362

FINISHING	Exterior	Lampshade
NT	NT ■	N ■
WT	WT □	N ■
NTMG	NT ■	MG ■
WTW	WT □	W □

COLOUR | NT ■ | WT □ | NTMG ■ | WTW □ | MATERIAL | AL | ABS+PC | RAL » 392

COLOURS MAY AFFECT THE LIGHTING PARAMETERS "THE INVISIBLE BLACK" IS ONLY AVAILABLE FOR NT, WT & NTMG COLOURS » 370



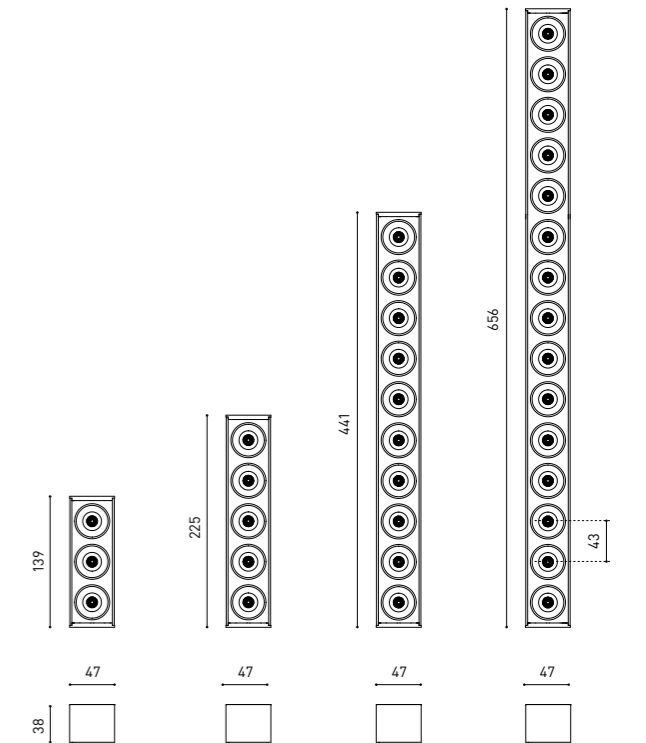
	P	CCT	Beam	I	Flux	LOR
BLACK FOSTER Surface Remote 10						
A480-50-00- NT WT NTMG WTW	21W	2700K	38°	700mA	1900 lm	92%
A480-50-01- NT WT NTMG WTW	21W	3000K	38°	700mA	2100 lm	92%
A480-50-03- NT WT NTMG WTW	21W	3500K	38°	700mA	2300 lm	92%
A480-50-02- NT WT NTMG WTW	21W	4000K	38°	700mA	2500 lm	92%
A480-51-00- NT WT NTMG	21W	2700K	19°	700mA	1900 lm	90%
A480-51-01- NT WT NTMG	21W	3000K	19°	700mA	2100 lm	90%
A480-51-03- NT WT NTMG	21W	3500K	19°	700mA	2300 lm	90%
A480-51-02- NT WT NTMG	21W	4000K	19°	700mA	2500 lm	90%

IP20 | CRI>90 | L90B10 >102.000h
 MacAdam Step 3
 OPTIONS*
 EXCL
 UGR <19
 38° / 19°



	P	CCT	Beam	I	Flux	LOR
BLACK FOSTER Surface Remote 15						
A480-60-00- NT WT NTMG WTW	31,5W	2700K	38°	700mA	2850 lm	92%
A480-60-01- NT WT NTMG WTW	31,5W	3000K	38°	700mA	3150 lm	92%
A480-60-03- NT WT NTMG WTW	31,5W	3500K	38°	700mA	3450 lm	92%
A480-60-02- NT WT NTMG WTW	31,5W	4000K	38°	700mA	3750 lm	92%
A480-61-00- NT WT NTMG	31,5W	2700K	19°	700mA	2850 lm	90%
A480-61-01- NT WT NTMG	31,5W	3000K	19°	700mA	3150 lm	90%
A480-61-03- NT WT NTMG	31,5W	3500K	19°	700mA	3450 lm	90%
A480-61-02- NT WT NTMG	31,5W	4000K	19°	700mA	3750 lm	90%

IP20 | CRI>90 | L90B10 >102.000h
 MacAdam Step 3
 OPTIONS*
 EXCL
 UGR <19
 38° / 19°




COLOUR | NT ■ | WT □ | NTMG ■ | WTW □ | MATERIAL | AL | ABS+PC | RAL » 392

COLOURS MAY AFFECT THE LIGHTING PARAMETERS "THE INVISIBLE BLACK" IS ONLY AVAILABLE FOR NT, WT & NTMG COLOURS » 370

Shot Light Surface



Extended Family / Shot Light_24



		CCT	Beam	LOR
SHOT LIGHT S Surface	A486-00-00- WT NT NTMG	2700K	23°	86%
	A486-00-01- WT NT NTMG	3000K	23°	86%
	A486-00-03- WT NT NTMG	3500K	23°	86%
	A486-00-02- WT NT NTMG	4000K	23°	86%
	A486-00-10- WT NT NTMG WTW	2700K	39°	87%
	A486-00-11- WT NT NTMG WTW	3000K	39°	87%
	A486-00-13- WT NT NTMG WTW	3500K	39°	87%
	A486-00-12- WT NT NTMG WTW	4000K	39°	87%

III IP20 | CRI>90 | L80B10 >60.000h

MacAdam Step 2

OPTIONS* EXCL* UGR <19 23° / 39°

*DRIVER OPTIONS	P	I	CCT	Flux
0434-00-39 1 to 3 Shot Light S Surface	4W	350mA	2700K	470 lm
			3000K	490 lm
			3500K	510 lm
			4000K	520 lm
0434-00-42 1 to 3 Shot Light S Surface	6W	500mA	2700K	620 lm
			3000K	650 lm
			3500K	680 lm
			4000K	690 lm
0434-00-40 1 to 3 Shot Light S Surface	9W	700mA	2700K	790 lm
			3000K	820 lm
			3500K	860 lm
			4000K	880 lm
0434-00-46 1 to 3 Shot Light S Surface	9W	700mA	2700K	790 lm
			3000K	820 lm
			3500K	860 lm
			4000K	880 lm
0434-01-25 1 to 5 Shot Light S Surface	9W	700mA	2700K	790 lm
			3000K	820 lm
			3500K	860 lm
			4000K	880 lm

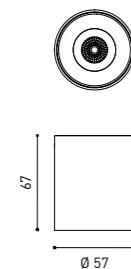
220 V~ | DRIVER MUST BE PLACED ON REMOTE
240 V~ | DIM PHASE CUT & OTHER DIM OPTIONS PLEASE CONSULT

NO DIM


DALI

DALI | Push

i » 362



FINISHING	Body	Lampshade
WT	WT □	N ■
NT	NT ■	N ■
NTMG	NT ■	MG ■
WTW	WT □	W □



COLOUR | WT ■ | NT ■ | NTMG ■ | WTW □ | MATERIAL | AL | ABS+PC | RAL i » 392

COLOURS MAY AFFECT THE LIGHTING PARAMETERS
"THE INVISIBLE BLACK" IS ONLY AVAILABLE FOR WT, NT & NTMG COLOURS

(∞) » 370



		CCT	Beam	LOR
SHOT LIGHT M Surface	A396-00-10- WT NT NTMG WTW	2700K	38°	86%
	A396-00-11- WT NT NTMG WTW	3000K	38°	86%
	A396-00-13- WT NT NTMG WTW	3500K	38°	86%
	A396-00-12- WT NT NTMG WTW	4000K	38°	86%

III IP20 | CRI>90 | L90B10 >55.000h

MacAdam Step 2

OPTIONS* EXCL* UGR <19 38°

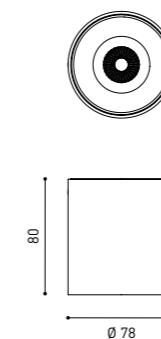
*DRIVER OPTIONS	P	I	CCT	Flux
0434-00-36	4,5W	140mA	2700K	660 lm
			3000K	690 lm
			3500K	695 lm
			4000K	700 lm
			0434-00-37	6,5W
0434-00-37	6,5W	200mA	3000K	940 lm
			3500K	955 lm
			4000K	960 lm
			0434-00-39	12,4W
0434-00-39	12,4W	350mA	3000K	1530 lm
			3500K	1545 lm
			4000K	1550 lm
			0434-00-79	12,4W
0434-00-79	12,4W	350mA	3000K	1530 lm
			3500K	1545 lm
			4000K	1550 lm

220 V~ | DRIVER MUST BE PLACED ON REMOTE
240 V~ | DIM PHASE CUT & OTHER DIM OPTIONS PLEASE CONSULT

NO DIM

DALI

i » 362



FINISHING**	Body	Lampshade
WT	WT □	N ■
NT	NT ■	N ■
NTMG	NT ■	MG ■
WTW	WT □	W □



COLOUR | WT □ | NT ■ | NTMG ■ | WTW □ | MATERIAL | AL | ABS+PC | RAL i » 392

** OTHER FINISHING COMBINATIONS PLEASE CONSULT
"THE INVISIBLE BLACK" IS ONLY AVAILABLE FOR WT, NT, MG, MC & NTMG COLOURS

(∞) » 370

Shot Light Surface



		P	CCT	Beam	I	Flux	LOR
SHOT LIGHT S Surface 25	A493-0- 00 -00- WT NT NTMG	6W	2700K	23°	500mA	620 lm	86%
	A493-0- 00 -01- WT NT NTMG	6W	3000K	23°	500mA	650 lm	86%
	A493-0- 00 -03- WT NT NTMG	6W	3500K	23°	500mA	680 lm	86%
	A493-0- 00 -02- WT NT NTMG	6W	4000K	23°	500mA	690 lm	86%
	A493-0- 00 -10- WT NT NTMG WTW	6W	2700K	39°	500mA	620 lm	87%
	A493-0- 00 -11- WT NT NTMG WTW	6W	3000K	39°	500mA	650 lm	87%
	A493-0- 00 -13- WT NT NTMG WTW	6W	3500K	39°	500mA	680 lm	87%
	A493-0- 00 -12- WT NT NTMG WTW	6W	4000K	39°	500mA	690 lm	87%

220 V~ | IP20 | CRI>90 | L80B10 >60,000h

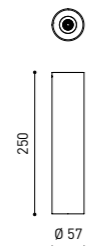


Ⓞ *OPTIONS

2	DIM DALI
3	DIM Push
5	DIM Phase Cut

OTHER DIM OPTIONS PLEASE CONSULT

FINISHING	Body	Lampshade
WT	WT □	N ■
NT	NT ■	N ■
NTMG	NT ■	MG ■
WTW	WT □	W □



COLOUR | WT ■ | NT ■ | NTMG ■ | WTW □ | MATERIAL | AL | ABS+PC | RAL ⓘ » 392

COLOURS MAY AFFECT THE LIGHTING PARAMETERS
"THE INVISIBLE BLACK" IS ONLY AVAILABLE FOR WT, NT & NTMG COLOURS

Scope Surface



Extended Family / Scope_181



		P	CCT	I	Flux	LOR
SCOPE 21 Surface	A260-10-00- WW WG WR NN NG	7W	2700K	200mA	910 lm	89%
	A260-10-01- WW WG WR NN NG	7W	3000K	200mA	940 lm	89%
	A260-10-02- WW WG WR NN NG	7W	4000K	200mA	960 lm	89%

220 V~ | IP20 | CRI>90 | L90B10 >55,000h



		P	CCT	I	Flux	LOR
SCOPE 27 Surface	A260-20- 00 -0- WW WG WR NN NG	7W	2700K	200mA	910 lm	89%
	A260-20- 00 -1- WW WG WR NN NG	7W	3000K	200mA	940 lm	89%
	A260-20- 00 -2- WW WG WR NN NG	7W	4000K	200mA	960 lm	89%

220 V~ | IP20 | CRI>90 | L90B10 >55,000h



		P	CCT	I	Flux	LOR
SCOPE 35 Surface	A260-30- 00 -0- WW WG WR NN NG	7W	2700K	200mA	910 lm	89%
	A260-30- 00 -1- WW WG WR NN NG	7W	3000K	200mA	940 lm	89%
	A260-30- 00 -2- WW WG WR NN NG	7W	4000K	200mA	960 lm	89%

220 V~ | IP20 | CRI>90 | L90B10 >55,000h

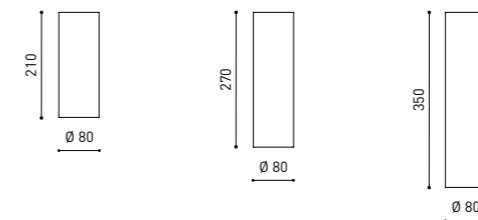


Ⓞ *OPTIONS

0	DIM Phase Cut
1	DIM Push
3	DIM DALI

OTHER DIM OPTIONS PLEASE CONSULT

SCOPE 21 SURFACE SCOPE 27 SURFACE SCOPE 35 SURFACE




FINISHING**	Body	Lampshade
WW	W □	W □
WG	W □	G ■
WR	W □	R ■
NN	N ■	N ■
NG	N ■	G ■



COLOUR | WW □ | WG ■ | WR ■ | NN ■ | NG ■ | MATERIAL | AL | PC | RAL ⓘ » 392

** OTHER FINISHING COMBINATIONS PLEASE CONSULT | COLOURS MAY AFFECT THE LIGHTING PARAMETERS



		CCT	Beam	LOR
TOP Mini	A296-00-10- WT NT	2700K	20°	92%
	A296-00-11- WT NT	3000K	20°	92%
	A296-00-12- WT NT	4000K	20°	92%
	A296-00-20- WT NT	2700K	30°	89%
	A296-00-21- WT NT	3000K	30°	89%
	A296-00-22- WT NT	4000K	30°	89%
	A296-00-30- WT NT	2700K	56°	86%
	A296-00-31- WT NT	3000K	56°	86%
	A296-00-32- WT NT	4000K	56°	86%

IP20 | CRI>90 | L90B10 >55.000h |
 MacAdam Step 2 |
 OPTIONS* |
 EXCL |
 UGR <19 |
 20° / 30° / 56°

*DRIVER OPTIONS	P	I	CCT	Flux
NO DIM 0434-00-42 1 to 4 Top Mini	4,5W	500mA	2700K	480 lm
			3000K	500 lm
			4000K	515 lm
NO DIM 0434-00-40 1 to 4 Top Mini	6,5W	700mA	2700K	610 lm
			3000K	640 lm
			4000K	655 lm
PUSH / 1-10V 0434-00-43 1 to 4 Top Mini	4,5W	500mA	2700K	480 lm
			3000K	500 lm
			4000K	515 lm
PUSH / 1-10V 0434-00-45 1 to 4 Top Mini	6,5W	700mA	2700K	610 lm
			3000K	640 lm
			4000K	655 lm
PUSH / 1-10V 0434-00-44 1 to 4 Top Mini	4,5W	500mA	2700K	480 lm
			3000K	500 lm
			4000K	515 lm
DALI 0434-00-46 1 to 4 Top Mini	6,5W	700mA	2700K	610 lm
			3000K	640 lm
			4000K	655 lm

220 V~ | DRIVER MUST BE PLACED ON REMOTE | DIM PHASE CUT & OTHER DIM OPTIONS PLEASE CONSULT » 362



OPTIONAL ACCESSORIES

NOT SOLD SEPARATELY
AFFECTS THE LIGHTING PARAMETERS

TOP Beam Mixer Diffuser

0805-01-00



TOP Anti-glare Honeycomb Louver

0807-00-00 | WT | NT |




TOP High Chromatic LED » 361



COLOUR | WT | NT | MATERIAL | AL | PC |

RAL » 392

» 370



		P	CCT	Beam	I	Flux	LOR
TOP	A295-00-10- WT NT	4,5W	2700K	20°	500mA	480 lm	92%
	A295-00-11- WT NT	4,5W	3000K	20°	500mA	500 lm	92%
	A295-00-12- WT NT	4,5W	4000K	20°	500mA	515 lm	92%
	A295-00-20- WT NT	4,5W	2700K	30°	500mA	480 lm	89%
	A295-00-21- WT NT	4,5W	3000K	30°	500mA	500 lm	89%
	A295-00-22- WT NT	4,5W	4000K	30°	500mA	515 lm	89%
	A295-00-30- WT NT	4,5W	2700K	56°	500mA	480 lm	86%
	A295-00-31- WT NT	4,5W	3000K	56°	500mA	500 lm	86%
	A295-00-32- WT NT	4,5W	4000K	56°	500mA	515 lm	86%

220 V~ | IP20 | CRI>90 | L90B10 >55.000h |
 MacAdam Step 2 |
 INCL |
 UGR <19 |
 20° / 30° / 56°

OPTIONAL ACCESSORIES

NOT SOLD SEPARATELY | AFFECTS THE LIGHTING PARAMETERS

TOP Beam Mixer Diffuser

0805-01-00

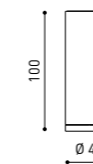


TOP Anti-glare Honeycomb Louver

0807-00-00 | WT | NT |



TOP High Chromatic LED » 361



COLOUR | WT | NT | MATERIAL | AL | PC |


RAL » 392

» 370

Puck

Rubén Saldaña

Extended Family / Puck Recessed_73 / Puck S 48V_262 / Puck Outdoor_330



		P	CCT	Flux	LOR
PUCK M	A251-10-00- WT NT	10W	2700K	780 lm	75%
	A251-10-01- WT NT	10W	3000K	840 lm	75%
	A251-10-03- WT NT	10W	3500K	860 lm	75%
	A251-10-02- WT NT	10W	4000K	880 lm	75%

220 V~ | IP20 | CRI>90 | L70B10 >50.000h

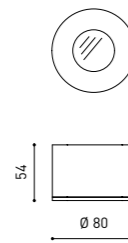


		P	CCT	Flux	LOR
PUCK L	A251-20-00- WT NT	15W	2700K	1175 lm	80%
	A251-20-01- WT NT	15W	3000K	1280 lm	80%
	A251-20-03- WT NT	15W	3500K	1305 lm	80%
	A251-20-02- WT NT	15W	4000K	1330 lm	80%

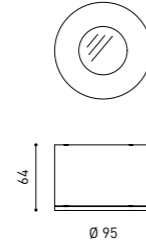
220 V~ | IP20 | CRI>90 | L70B10 >50.000h



PUCK M



PUCK L



COLOUR | WT □ | NT ■

MATERIAL | AL | OPTICAL GLASS

RAL ⓘ » 392



Stram Surface

Extended Family / Stram_80



		P	CCT	I	Flux	LOR
STRAM Surface Mini 2	A377-02-10- WT NT	7W	2700K	500mA	975 lm	80%
	A377-02-11- WT NT	7W	3000K	500mA	1050 lm	80%
	A377-02-12- WT NT	7W	4000K	500mA	1075 lm	80%
STRAM Surface Mini 3	A377-03- Ⓞ -0- WT NT	10W	2700K	700mA	1275 lm	80%
	A377-03- Ⓞ -1- WT NT	10W	3000K	700mA	1375 lm	80%
	A377-03- Ⓞ -2- WT NT	10W	4000K	700mA	1400 lm	80%

220 V~ | IP20 | CRI>90 | L80B10 >60.000h



Ⓞ *OPTIONS


1	No DIM
5	DIM Phase Cut

OTHER DIM OPTIONS PLEASE CONSULT



		P	CCT	I	Flux	LOR
STRAM Surface 1	A246-01-10- WT NT	10,5W	2700K	350mA	1525 lm	87%
	A246-01-11- WT NT	10,5W	3000K	350mA	1650 lm	87%
	A246-01-12- WT NT	10,5W	4000K	350mA	1675 lm	87%
STRAM Surface 2	A246-02-10- WT NT	15,5W	2700K	500mA	2100 lm	87%
	A246-02-11- WT NT	15,5W	3000K	500mA	2275 lm	87%
	A246-02-12- WT NT	15,5W	4000K	500mA	2300 lm	87%
STRAM Surface 3	A246-03- Ⓞ -0- WT NT	22W	2700K	700mA	2800 lm	87%
	A246-03- Ⓞ -1- WT NT	22W	3000K	700mA	3025 lm	87%
	A246-03- Ⓞ -2- WT NT	22W	4000K	700mA	3075 lm	87%

220 V~ | IP20 | CRI>90 | L80B10 >60.000h

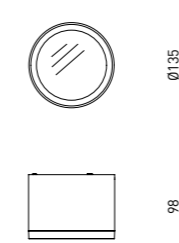


Ⓞ *OPTIONS

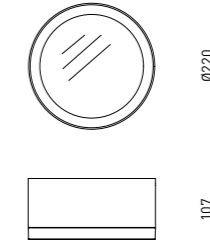
1	No DIM
2	DIM DALI Push

DIM PHASE CUT & OTHER DIM OPTIONS PLEASE CONSULT

STRAM SURFACE MINI



STRAM SURFACE



COLOUR | WT □ | NT ■

MATERIAL | AL | PMMA

RAL ⓘ » 392

PRISMATIC DIFFUSER PLEASE CONSULT | COLOURS MAY AFFECT THE LIGHTING PARAMETERS
CERTIFICATES APPLICABLE FOR STRAM SURFACE

Ⓞ ⓘ » 370





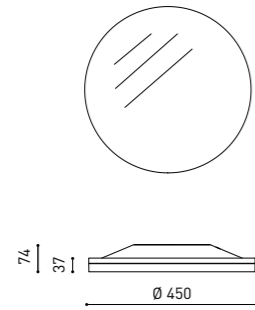
		P	CCT	I	Flux	LOR
VOLA	A441-00- Ⓞ -0- WT NT	19W	2700K	500mA	3080 lm	80%
	A441-00- Ⓞ -1- WT NT	19W	3000K	500mA	3160 lm	80%
	A441-00- Ⓞ -2- WT NT	19W	4000K	500mA	3320 lm	80%

220 V~ | 240 | IP65 | IK10 | CRI>90 | L80B10 >60.000h



- Ⓞ *OPTIONS
- 1 No DIM
 - 2 DIM DALI
 - 3 DIM Push
 - 5 DIM Phase Cut

OTHER DIM OPTIONS PLEASE CONSULT



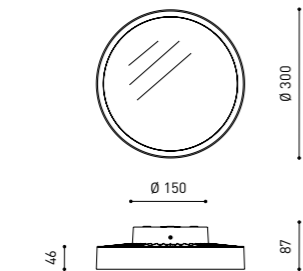
		P	CCT	I	Flux	LOR
SKY 2	A195-02- Ⓞ -1- WT	15W	3000K	350mA	2450 lm	81%
	A195-02- Ⓞ -2- WT	15W	4000K	350mA	2500 lm	81%
SKY 3	A195-03- Ⓞ -1- WT	22W	3000K	500mA	3450 lm	81%
	A195-03- Ⓞ -2- WT	22W	4000K	500mA	3500 lm	81%
SKY 4	A195-04- Ⓞ -1- WT	31W	3000K	700mA	4700 lm	81%
	A195-04- Ⓞ -2- WT	31W	4000K	700mA	4775 lm	81%
SKY 5	A195-05- Ⓞ -1- WT	40W	3000K	900mA	5825 lm	81%
	A195-05- Ⓞ -2- WT	40W	4000K	900mA	5925 lm	81%

220 V~ | 240 | IP20 | CRI>90 | L80B10 >60.000h



- Ⓞ *OPTIONS
- 1 No DIM
 - 2 DIM Push
 - 4 DIM DALI

OTHER DIM OPTIONS PLEASE CONSULT



COLOUR | WT □ | NT ■ | MATERIAL | AL | PC | AL | PMMA

RAL ⓘ » 392

Ⓞ » 370



		P	CCT	I	Flux	LOR	L
FIFTY + Surface 100	A445-01- Ⓞ -1- WT NT	15,4W	3000K	700mA	2280 lm	70%	1010mm
	A445-01- Ⓞ -2- WT NT	15,4W	4000K	700mA	2400 lm	70%	1010mm
FIFTY + Surface 150	A445-02- Ⓞ -1- WT NT	23,1W	3000K	700mA	3420 lm	70%	1510mm
	A445-02- Ⓞ -2- WT NT	23,1W	4000K	700mA	3600 lm	70%	1510mm
FIFTY + Surface 200	A445-03- Ⓞ -1- WT NT	30,8W	3000K	700mA	4560 lm	70%	2010mm
	A445-03- Ⓞ -2- WT NT	30,8W	4000K	700mA	4800 lm	70%	2010mm
FIFTY + Surface 300	A445-04- Ⓞ -1- WT NT	46,2W	3000K	700mA	6840 lm	70%	3010mm
	A445-04- Ⓞ -2- WT NT	46,2W	4000K	700mA	7200 lm	70%	3010mm
FIFTY + HO Surface 100	A445-11- Ⓞ -1- WT NT	23,6W	3000K	1050mA	3260 lm	70%	1010mm
	A445-11- Ⓞ -2- WT NT	23,6W	4000K	1050mA	3440 lm	70%	1010mm
FIFTY + HO Surface 150	A445-12- Ⓞ -1- WT NT	35,4W	3000K	1050mA	4890 lm	70%	1510mm
	A445-12- Ⓞ -2- WT NT	35,4W	4000K	1050mA	5160 lm	70%	1510mm
FIFTY + HO Surface 200	A445-13- Ⓞ -1- WT NT	47,2W	3000K	1050mA	6520 lm	70%	2010mm
	A445-13- Ⓞ -2- WT NT	47,2W	4000K	1050mA	6880 lm	70%	2010mm
FIFTY + HO Surface 300	A445-14- Ⓞ -1- WT NT	70,8W	3000K	1050mA	9780 lm	70%	3010mm
	A445-14- Ⓞ -2- WT NT	70,8W	4000K	1050mA	10320 lm	70%	3010mm

220 V~ | 240 | IP20 | CRI>90 | L80B10 >60.000h



- Ⓞ *OPTIONS
- 1 No DIM
 - 2 DIM DALI
 - 3 DIM Push

OTHER DIM OPTIONS PLEASE CONSULT

		P	CCT	I	Flux	LOR	L
FIFTY + UGR Surface 100	A445-21- Ⓞ -1- WT NT	15,4W	3000K	700mA	2280 lm	47%	1010mm
	A445-21- Ⓞ -2- WT NT	15,4W	4000K	700mA	2400 lm	47%	1010mm
FIFTY + UGR Surface 150	A445-22- Ⓞ -1- WT NT	23,1W	3000K	700mA	3420 lm	47%	1510mm
	A445-22- Ⓞ -2- WT NT	23,1W	4000K	700mA	3600 lm	47%	1510mm
FIFTY + UGR Surface 200	A445-23- Ⓞ -1- WT NT	30,8W	3000K	700mA	4560 lm	47%	2010mm
	A445-23- Ⓞ -2- WT NT	30,8W	4000K	700mA	4800 lm	47%	2010mm
FIFTY + UGR Surface 300	A445-24- Ⓞ -1- WT NT	46,2W	3000K	700mA	6840 lm	47%	3010mm
	A445-24- Ⓞ -2- WT NT	46,2W	4000K	700mA	7200 lm	47%	3010mm
FIFTY + UGR HO Surface 100	A445-31- Ⓞ -1- WT NT	23,6W	3000K	1050mA	3260 lm	47%	1010mm
	A445-31- Ⓞ -2- WT NT	23,6W	4000K	1050mA	3440 lm	47%	1010mm
FIFTY + UGR HO Surface 150	A445-32- Ⓞ -1- WT NT	35,4W	3000K	1050mA	4890 lm	47%	1510mm
	A445-32- Ⓞ -2- WT NT	35,4W	4000K	1050mA	5160 lm	47%	1510mm
FIFTY + UGR HO Surface 200	A445-33- Ⓞ -1- WT NT	47,2W	3000K	1050mA	6520 lm	47%	2010mm
	A445-33- Ⓞ -2- WT NT	47,2W	4000K	1050mA	6880 lm	47%	2010mm
FIFTY + UGR HO Surface 300	A445-34- Ⓞ -1- WT NT	70,8W	3000K	1050mA	9780 lm	47%	3010mm
	A445-34- Ⓞ -2- WT NT	70,8W	4000K	1050mA	10320 lm	47%	3010mm

220 V~ | 240 | IP20 | CRI>90 | L80B10 >60.000h



COLOUR | WT □ | NT ■ | MATERIAL | AL | PC

RAL ⓘ » 392

Ⓞ » 370



		P	CCT	Beam	I	Flux	LOR
COCO Surface	A536-0- ② -10- WT NT	8,7W	2700K	20°	500mA	1200 lm	87%
	A536-0- ② -11- WT NT	8,7W	3000K	20°	500mA	1250 lm	87%
	A536-0- ② -13- WT NT	8,7W	3500K	20°	500mA	1310 lm	87%
	A536-0- ② -12- WT NT	8,7W	4000K	20°	500mA	1340 lm	87%
	A536-0- ② -20- WT NT	8,7W	2700K	34°	500mA	1200 lm	89%
	A536-0- ② -21- WT NT	8,7W	3000K	34°	500mA	1250 lm	89%
	A536-0- ② -23- WT NT	8,7W	3500K	34°	500mA	1310 lm	89%
	A536-0- ② -22- WT NT	8,7W	4000K	34°	500mA	1340 lm	89%
	A536-0- ② -30- WT NT	8,7W	2700K	48°	500mA	1200 lm	86%
	A536-0- ② -31- WT NT	8,7W	3000K	48°	500mA	1250 lm	86%
	A536-0- ② -33- WT NT	8,7W	3500K	48°	500mA	1310 lm	86%
	A536-0- ② -32- WT NT	8,7W	4000K	48°	500mA	1340 lm	86%

220 V~ | IP20 | CRI>90 | L80B10 >66.000h

MacAdam Step 2 | OPTIONS* | REMOTE | 350° | 90° | 20° / 34° / 48°

OPTIONAL ACCESSORIES

AFFECT THE LIGHTING PARAMETERS NOT SOLD SEPARATELY


COCO Anti-glare Honeycomb Louver

A498-90-00- | WT | NT |




COCO Anti-glare Screen

A498-90-01- | WT | NT |



COCO Linear Filter

A498-90-02- | WT | NT |



SIUTABLE FOR BEAM ≤ 34°

COCO High Chromatic Led ⓘ » 361

		P	CCT	Beam	I	Flux	LOR
COCO Surface Super Spot	A536-0- ② -00- WT NT	6W	2700K	12°	500mA	750 lm	66%
	A536-0- ② -01- WT NT	6W	3000K	12°	500mA	800 lm	66%
	A536-0- ② -03- WT NT	6W	3500K	12°	500mA	830 lm	66%
	A536-0- ② -02- WT NT	6W	4000K	12°	500mA	850 lm	66%

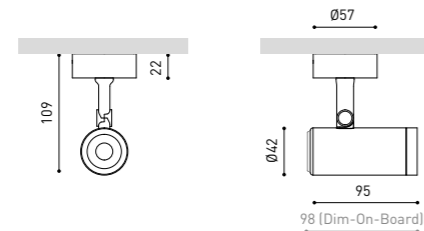
220 V~ | IP20 | CRI>90 | L80B10 >55.000h

MacAdam Step 2 | OPTIONS* | REMOTE | 350° | 90° | 12°

② *OPTIONS

2	DIM DALI
5	DIM Phase Cut
7	DIM On Board

OTHER DIM OPTIONS PLEASE CONSULT



COLOUR | WT □ | NT ■ | MATERIAL | AL | PC/PMMA | RAL ⓘ » 392

OTHER CCT OPTIONS PLEASE CONSULT ⓘ » 370



		P	CCT	Beam	I	Flux	LOR
COCO M Surface	A556-0- ② -10- WT NT	11,6W	2700K	32°	350mA	2080 lm	81%
	A556-0- ② -11- WT NT	11,6W	3000K	32°	350mA	2160 lm	81%
	A556-0- ② -13- WT NT	11,6W	3500K	32°	350mA	2190 lm	81%
	A556-0- ② -12- WT NT	11,6W	4000K	32°	350mA	2200 lm	81%
	A556-0- ② -20- WT NT	11,6W	2700K	43°	350mA	2080 lm	86%
	A556-0- ② -21- WT NT	11,6W	3000K	43°	350mA	2160 lm	86%
	A556-0- ② -23- WT NT	11,6W	3500K	43°	350mA	2190 lm	86%
	A556-0- ② -22- WT NT	11,6W	4000K	43°	350mA	2200 lm	86%
	A556-0- ② -30- WT NT	11,6W	2700K	53°	350mA	2080 lm	86%
	A556-0- ② -31- WT NT	11,6W	3000K	53°	350mA	2160 lm	86%
	A556-0- ② -33- WT NT	11,6W	3500K	53°	350mA	2190 lm	86%
	A556-0- ② -32- WT NT	11,6W	4000K	53°	350mA	2200 lm	86%

220 V~ | IP20 | CRI>90 | L80B10 >66.000h


MacAdam Step 2 | OPTIONS* | REMOTE | 350° | 90° | 32° / 43° / 53°

OPTIONAL ACCESSORIES

AFFECT THE LIGHTING PARAMETERS NOT SOLD SEPARATELY

COCO M Anti-glare Honeycomb Louver

A553-90-00- | WT | NT |




COCO M Anti-glare Screen

A553-90-01- | WT | NT |



COCO M Linear Filter

A553-90-02- | WT | NT |



SIUTABLE FOR BEAM ≤ 32°

COCO M High Chromatic Led ⓘ » 361

		P	CCT	Beam	I	Flux	LOR
COCO M Surface Super Spot	A556-0- ② -00- WT NT	8,7W	2700K	13°	500mA	1230 lm	67%
	A556-0- ② -01- WT NT	8,7W	3000K	13°	500mA	1300 lm	67%
	A556-0- ② -03- WT NT	8,7W	3500K	13°	500mA	1360 lm	67%
	A556-0- ② -02- WT NT	8,7W	4000K	13°	500mA	1400 lm	67%

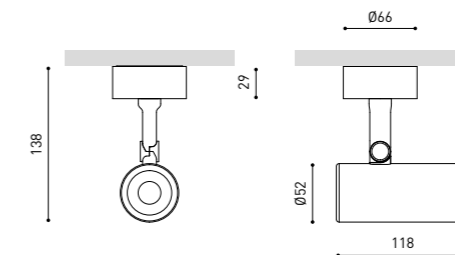
220 V~ | IP20 | CRI>90 | L80B10 >66.000h

MacAdam Step 2 | OPTIONS* | REMOTE | 350° | 90° | 13°

② *OPTIONS

2	DIM DALI
5	DIM Phase Cut

OTHER DIM OPTIONS PLEASE CONSULT



COLOUR | NT ■ | WT □ | MATERIAL | AL | PC/PMMA | RAL ⓘ » 392

OTHER CCT OPTIONS PLEASE CONSULT ⓘ » 370

Coco Surface



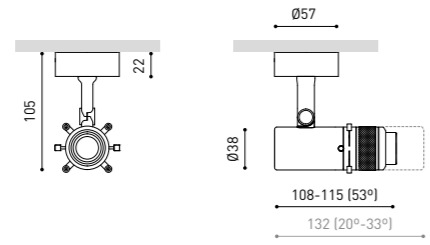
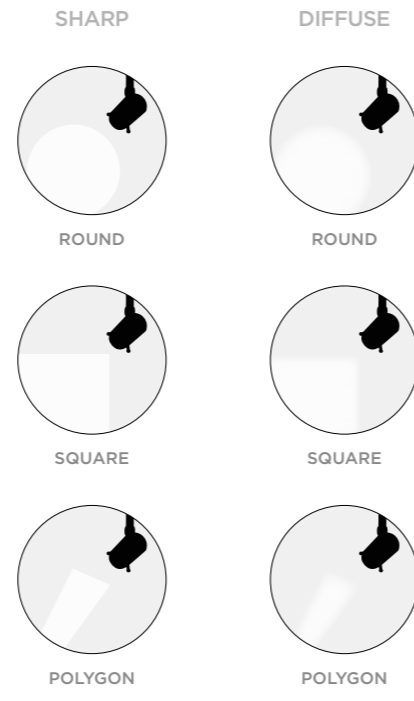
		P	CCT	Beam	I	Flux	LOR
COCO SHAPER Surface	A537-0- [options] -00- NT	6W	2700K	20°-33°	500mA	650 lm	40-38%
	A537-0- [options] -01- NT	6W	3000K	20°-33°	500mA	680 lm	40-38%
	A537-0- [options] -02- NT	6W	4000K	20°-33°	500mA	730 lm	40-38%
	A537-0- [options] -10- NT	6W	2700K	53°	500mA	650 lm	37%
	A537-0- [options] -11- NT	6W	3000K	53°	500mA	680 lm	37%
	A537-0- [options] -12- NT	6W	4000K	53°	500mA	730 lm	37%

220 V~ | IP20 | CRI>90 | L80B10 > 60.000h



[options]	*OPTIONS
1	No DIM
2	DIM DALI

OTHER DIM OPTIONS PLEASE CONSULT



COLOUR | NT ■ | MATERIAL | AL | OPTICAL GLASS | RAL ⓘ » 392

OTHER CCT PLEASE CONSULT | CUSTOM GOBO PLEASE CONSULT | ⓘ » 370

Flip Surface



Extended Family / Magnetic 24V Flip_98 / Flip Recessed_113 / Flip 48V_257



		CCT	Beam	LOR
FLIP Surface	A490-00-10- NT WT NTMG	2700K	23°	86%
	A490-00-11- NT WT NTMG	3000K	23°	86%
	A490-00-13- NT WT NTMG	3500K	23°	86%
	A490-00-12- NT WT NTMG	4000K	23°	86%
	A490-00-20- NT WT NTMG WTW	2700K	34°	78%
	A490-00-21- NT WT NTMG WTW	3000K	34°	78%
	A490-00-23- NT WT NTMG WTW	3500K	34°	78%
	A490-00-22- NT WT NTMG WTW	4000K	34°	78%

IP20 | CRI>90 | L80B10 > 60.000h

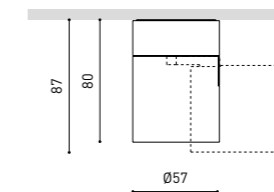


*DRIVER OPTIONS	P	I	CCT	Flux
[options] 0434-00-42 1 to 3 Flip Surface	6W	500mA	2700K	620 lm
			3000K	650 lm
			3500K	680 lm
			4000K	690 lm
[options] 0434-00-44 1 to 3 Flip Surface	6W	500mA	2700K	620 lm
			3000K	650 lm
			3500K	680 lm
			4000K	690 lm
[options] 0434-01-24 1 to 5 Flip Surface	6W	500mA	2700K	620 lm
			3000K	650 lm
			3500K	680 lm
			4000K	690 lm

220 V~ | DRIVER MUST BE PLACED ON REMOTE DIM PHASE CUT & OTHER DIM OPTIONS PLEASE CONSULT

ⓘ » 362

FINISHING**	Body	Lampshade
NT	NT ■	N ■
WT	WT □	N ■
NTMG	NT ■	MG ■
WTW	WT □	W □




COLOUR | NT ■ | WT □ | NTMG ■ | WTW □ | MATERIAL | AL | ABS+PC | RAL ⓘ » 392

** OTHER FINISHING COMBINATIONS PLEASE CONSULT | COLOURS MAY AFFECT THE LIGHTING PARAMETERS "THE INVISIBLE BLACK" IS ONLY AVAILABLE FOR WT, NT & NTMG COLOURS | ⓘ & ⓘ » 370

Fit Surface



Extended Family / Magnetic 24V Fit_100 / Fit Recessed_108 / Fit 24V_230 / Fit 48V_249 / Fit 65 1L_275 / Fit_283



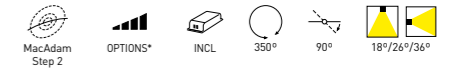
		P	CCT	I	Flux
FIT 35 Surface	A345-35- ○ -0- WT NT G	5,5W	2700K	500mA	620 lm
	A345-35- ○ -1- WT NT G	5,5W	3000K	500mA	660 lm
	A345-35- ○ -3- WT NT G	5,5W	3500K	500mA	660 lm
	A345-35- ○ -2- WT NT G	5,5W	4000K	500mA	710 lm

220 V~ | IP20 | CRI>90 | L90B10 >108.000h



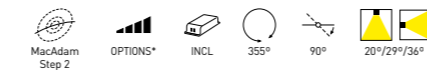
		P	CCT	Beam	I	Flux	LOR
FIT 65 Surface	A471-0- Ⓞ -11- WT NT	10,3W	3000K	18°	300mA	1300 lm	90%
	A471-0- Ⓞ -12- WT NT	10,3W	4000K	18°	300mA	1320 lm	90%
	A471-0- Ⓞ -21- WT NT	10,3W	3000K	26°	300mA	1300 lm	88%
	A471-0- Ⓞ -22- WT NT	10,3W	4000K	26°	300mA	1320 lm	88%
	A471-0- Ⓞ -31- WT NT	10,3W	3000K	36°	300mA	1300 lm	84%
	A471-0- Ⓞ -32- WT NT	10,3W	4000K	36°	300mA	1320 lm	84%

220 V~ | IP20 | CRI>90 | L90B10 >55.000h



		P	CCT	I	Flux
FIT 35 Surface Double	A345-4- Ⓞ - ○ -0- WT NT G	11W	2700K	500mA	2 x 620 lm
	A345-4- Ⓞ - ○ -1- WT NT G	11W	3000K	500mA	2 x 660 lm
	A345-4- Ⓞ - ○ -3- WT NT G	11W	3500K	500mA	2 x 660 lm
	A345-4- Ⓞ - ○ -2- WT NT G	11W	4000K	500mA	2 x 710 lm

220 V~ | IP20 | CRI>90 | L90B10 >108.000h



		P	CCT	Beam	I	Flux	LOR
FIT 80 Surface	A472-0- Ⓞ -11- WT NT	19W	3000K	19°	550mA	2500 lm	90%
	A472-0- Ⓞ -12- WT NT	19W	4000K	19°	550mA	2540 lm	90%
	A472-0- Ⓞ -21- WT NT	19W	3000K	28°	550mA	2500 lm	84%
	A472-0- Ⓞ -22- WT NT	19W	4000K	28°	550mA	2540 lm	84%
	A472-0- Ⓞ -31- WT NT	19W	3000K	37°	550mA	2500 lm	85%
	A472-0- Ⓞ -32- WT NT	19W	4000K	37°	550mA	2540 lm	85%

220 V~ | IP20 | CRI>90 | L90B10 >55.000h



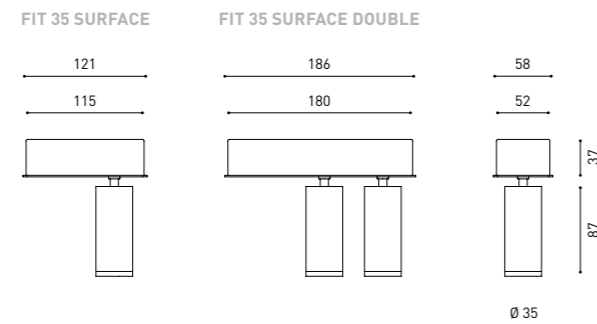
Ⓞ	*OPTIONS
1	No DIM
2	DIM DALI
5	DIM Phase Cut

OTHER DIM OPTIONS PLEASE CONSULT

○	BEAM	LOR
1	20°	85%
2	29°	84%
3	36°	85%

FINISHING	Lamp	Base
WT	WT □ WT □	
NT	NT ■ NT ■	
G	G ■ NT ■	

OPTIONAL ACCESSORY
FIT 35 Anti-glare Honeycomb Louver
A345-00-00
 NOT SOLD SEPARATELY | AFFECTS THE LIGHTING PARAMETERS



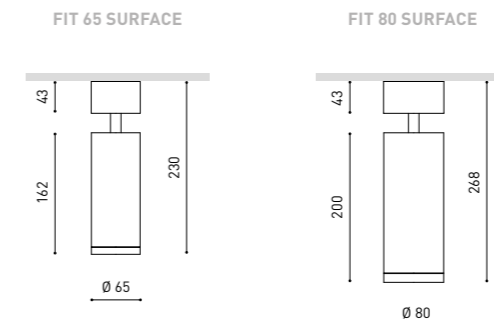
COLOUR | WT □ | NT ■ | G ■ | MATERIAL | AL | PC | RAL ⓘ » 392



Ⓞ	*OPTIONS
1	No DIM
2	DIM DALI

OTHER DIM OPTIONS PLEASE CONSULT

OPTIONAL ACCESSORIES
FIT 65 Anti-glare Honeycomb Louver A356-00-00
FIT 80 Anti-glare Honeycomb Louver A357-00-00
 NOT SOLD SEPARATELY | AFFECTS THE LIGHTING PARAMETERS



COLOUR | WT □ | NT ■ | MATERIAL | AL | PC | RAL ⓘ » 392



SURFACE

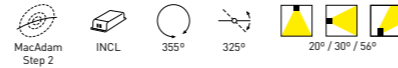


Extended Family / Magnetic 24V iO Micro_100 / iO Micro 24V_229 / iO 48V_256 / iO_274



				P	CCT	Beam	I	Flux	LOR
iO Surface	A263-00-10-	WT NT		4,5W	2700K	20°	500mA	485 lm	92%
	A263-00-11-	WT NT		4,5W	3000K	20°	500mA	505 lm	92%
	A263-00-13-	WT NT		4,5W	3500K	20°	500mA	515 lm	92%
	A263-00-12-	WT NT		4,5W	4000K	20°	500mA	520 lm	92%
	A263-00-20-	WT NT		4,5W	2700K	30°	500mA	485 lm	89%
	A263-00-21-	WT NT		4,5W	3000K	30°	500mA	505 lm	89%
	A263-00-23-	WT NT		4,5W	3500K	30°	500mA	515 lm	89%
	A263-00-22-	WT NT		4,5W	4000K	30°	500mA	520 lm	89%
	A263-00-30-	WT NT		4,5W	2700K	56°	500mA	485 lm	86%
	A263-00-31-	WT NT		4,5W	3000K	56°	500mA	505 lm	86%
	A263-00-33-	WT NT		4,5W	3500K	56°	500mA	515 lm	86%
	A263-00-32-	WT NT		4,5W	4000K	56°	500mA	520 lm	86%

220 V~ | IP20 | CRI>90 | L90B10 >55.000h



OPTIONAL ACCESSORIES

NOT SOLD SEPARATELY | AFFECTS THE LIGHTING PARAMETERS

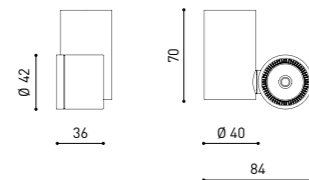
iO Beam Mixer Diffuser 0805-01-00



iO Anti-glare Honeycomb Louver 0806-00-00 | WT | NT |



iO High Chromatic LED ⓘ » 361



COLOUR | WT □ | NT ■ |

MATERIAL | AL | PC |

RAL ⓘ » 392



Extended Family / Zen Tube 48V_258 / Zen Tube_286



				P	CCT	I	Flux	LOR
ZEN TUBE Surface 1	A284-11- ① -1-	WT NT		12W	3000K	350mA	1640 lm	90%
	A284-11- ① -2-	WT NT		12W	4000K	350mA	1670 lm	90%
ZEN TUBE Surface 2	A284-12- ① -1-	WT NT		17W	3000K	500mA	2220 lm	90%
	A284-12- ① -2-	WT NT		17W	4000K	500mA	2250 lm	90%
ZEN TUBE Surface 3	A284-13- ① -1-	WT NT		23W	3000K	700mA	3190 lm	90%
	A284-13- ① -2-	WT NT		23W	4000K	700mA	3240 lm	90%

220 V~ | IP20 | CRI>90 | L90B10 >55.000h



BEAM OPTIONS

1	16°
2	24°
3	42°

OPTIONAL ACCESSORIES

NOT SOLD SEPARATELY | AFFECTS THE LIGHTING PARAMETERS

ZEN Anti-Glare Honeycomb Louver 0702-02-00



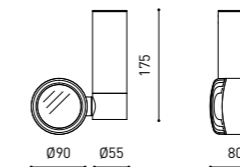
ZEN Elliptical Refractor 0700-08-00



ZEN Beam Mixer Diffuser 0805-02-00



ZEN High Chromatic LED ⓘ » 361



COLOUR | WT □ | NT ■ |

MATERIAL | AL | GL-TRANS |

RAL ⓘ » 392

OTHER CCT PLEASE CONSULT | DIM OPTIONS PLEASE CONSULT



Casa Lucia, Madrid (Spain) | Nhomia Estudio | Photo: Oleh Kardash

SUSPENSION

Loop ¹⁴² / Art ¹⁴⁸ / Art Chandelier ¹⁵⁸ /
Warp ¹⁶⁰ / Dune ¹⁶⁴ / Tray ¹⁶⁸ / Hey Joe ¹⁷²
/ Alaska ¹⁷⁴ / Zenit ¹⁷⁶ / Pipe ¹⁸⁰ / Scope ¹⁸¹
/ Stick ¹⁸² / Holly ¹⁸³ / Spin ¹⁸⁴ / Vola
Suspension ¹⁸⁵ / Salt ¹⁸⁶ / Black Foster
Suspension ¹⁸⁹ / Fifty + Suspension ¹⁹⁰ /
Line Suspension ¹⁹² / Slimgot ¹⁹⁵



CORD LENGTH - L	
0	2 m
1	3 m
2	5 m


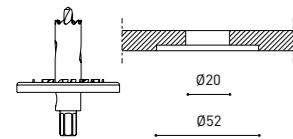
*OPTIONS	
1	No DIM
2	DIM DALI
3	DIM Push

DIM PHASE CUT & OTHER DIM OPTIONS PLEASE CONSULT

FINISHING **		
Lamp	Cable	Base
N ■	N ■	NT ■
WT □	W □	WT □
BG ■	N ■	NT ■

OPTIONAL ACCESSORY

TRIMLESS TOOL D20 X D52mm
A478-00-01



		P	CCT	I	Flux	LOR
LOOP 1300	A473-1- (C) - (C) -0- N WT BG	24,6W	2700K	700mA	2900 lm	38%
	A473-1- (C) - (C) -1- N WT BG	24,6W	3000K	700mA	3070 lm	38%

220 V~	IP20	CRI>95	L90B10 >50.000h	MacAdam Step 3	INCL	OPTIONS*	Ø62	110°
--------	------	--------	-----------------	----------------	------	----------	-----	------

		P	CCT	I	Flux	LOR
LOOP 1300 Wire Trimless	A473-3- (C) - (C) -0- N WT BG	24,6W	2700K	700mA	2900 lm	38%
	A473-3- (C) - (C) -1- N WT BG	24,6W	3000K	700mA	3070 lm	38%

220 V~	IP20	CRI>95	L90B10 >50.000h	MacAdam Step 3	INCL	INCL-REMOTE	OPTIONS*	Ø20	110°
--------	------	--------	-----------------	----------------	------	-------------	----------	-----	------

		P	CCT	I	Flux	LOR
LOOP 1300 Base	A473-2- (C) - (C) -0- N WT BG	24,6W	2700K	700mA	2900 lm	38%
	A473-2- (C) - (C) -1- N WT BG	24,6W	3000K	700mA	3070 lm	38%

220 V~	IP20	CRI>95	L90B10 >50.000h	MacAdam Step 3	INCL	OPTIONS*	110°
--------	------	--------	-----------------	----------------	------	----------	------

		P	CCT	I	Flux	LOR
LOOP 1300 Indirect	A474-1- (C) - (C) -0- N WT BG	24,6W	2700K	700mA	2900 lm	38%
	A474-1- (C) - (C) -1- N WT BG	24,6W	3000K	700mA	3070 lm	38%

220 V~	IP20	CRI>95	L90B10 >50.000h	MacAdam Step 3	INCL	OPTIONS*	Ø62	110°
--------	------	--------	-----------------	----------------	------	----------	-----	------

		P	CCT	I	Flux	LOR
LOOP 1300 Indirect Wire Trimless	A474-3- (C) - (C) -0- N WT BG	24,6W	2700K	700mA	2900 lm	38%
	A474-3- (C) - (C) -1- N WT BG	24,6W	3000K	700mA	3070 lm	38%

220 V~	IP20	CRI>95	L90B10 >50.000h	MacAdam Step 3	INCL	INCL-REMOTE	OPTIONS*	Ø20	110°
--------	------	--------	-----------------	----------------	------	-------------	----------	-----	------

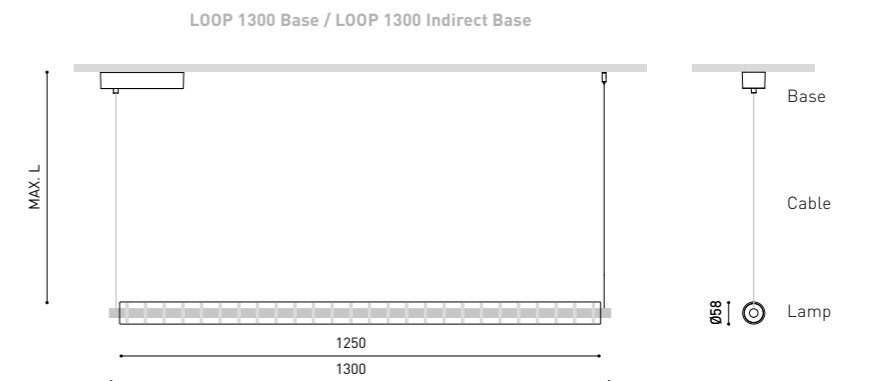

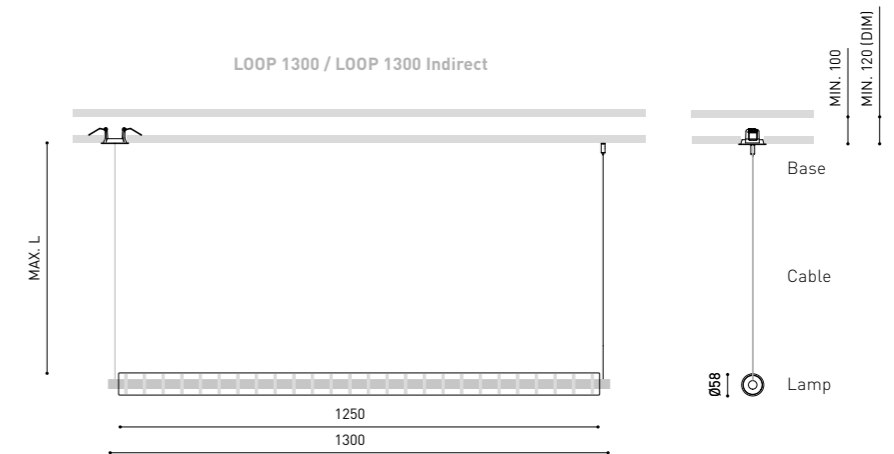
		P	CCT	I	Flux	LOR
LOOP 1300 Indirect Base	A474-2- (C) - (C) -0- N WT BG	24,6W	2700K	700mA	2900 lm	38%
	A474-2- (C) - (C) -1- N WT BG	24,6W	3000K	700mA	3070 lm	38%

220 V~	IP20	CRI>95	L90B10 >50.000h	MacAdam Step 3	INCL	OPTIONS*	110°
--------	------	--------	-----------------	----------------	------	----------	------

COLOUR | N ■ | NT ■ | WT □ | W □ | BG ■ | MATERIAL | GLASS | PMMA | AL | RAL ⓘ » 392

** OTHER FINISHING COMBINATIONS PLEASE CONSULT

Ⓢ » 370





Jenkin's Madrid (Spain) | nihil estudio

Loop



CORD LENGTH - L	
0	2 m
1	3 m
2	5 m


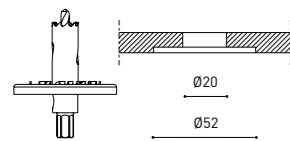
*OPTIONS	
1	No DIM
2	DIM DALI
3	DIM Push

DIM PHASE CUT & OTHER DIM OPTIONS PLEASE CONSULT

FINISHING **		
Lamp	Cable	Base
N ■	N ■	NT ■
WT □	W □	WT □
BG ■	N ■	NT ■

OPTIONAL ACCESSORY

TRIMLESS TOOL D20 X D52mm
A478-00-01



		P	CCT	I	Flux	LOR
LOOP 1800	A527-1- (C) - (C) -0- N WT BG	34,1W	2700K	1050mA	4000 lm	38%
	A527-1- (C) - (C) -1- N WT BG	34,1W	3000K	1050mA	4250 lm	38%

220 V~	IP20	CRI>95	L90B10 >50.000h	MacAdam Step 3	INCL	OPTIONS*	Ø62	110°
--------	------	--------	-----------------	----------------	------	----------	-----	------

		P	CCT	I	Flux	LOR
LOOP 1800 Wire Trimless	A527-3- (C) - (C) -0- N WT BG	34,1W	2700K	1050mA	4000 lm	38%
	A527-3- (C) - (C) -1- N WT BG	34,1W	3000K	1050mA	4250 lm	38%

220 V~	IP20	CRI>95	L90B10 >50.000h	MacAdam Step 3	INCL	INCL-REMOTE	OPTIONS*	Ø20	110°
--------	------	--------	-----------------	----------------	------	-------------	----------	-----	------

		P	CCT	I	Flux	LOR
LOOP 1800 Base	A527-2- (C) - (C) -0- N WT BG	34,1W	2700K	1050mA	4000 lm	38%
	A527-2- (C) - (C) -1- N WT BG	34,1W	3000K	1050mA	4250 lm	38%

220 V~	IP20	CRI>95	L90B10 >50.000h	MacAdam Step 3	INCL	OPTIONS*	110°
--------	------	--------	-----------------	----------------	------	----------	------

		P	CCT	I	Flux	LOR
LOOP 1800 Indirect	A528-1- (C) - (C) -0- N WT BG	34,1W	2700K	1050mA	4000 lm	38%
	A528-1- (C) - (C) -1- N WT BG	34,1W	3000K	1050mA	4250 lm	38%

220 V~	IP20	CRI>95	L90B10 >50.000h	MacAdam Step 3	INCL	OPTIONS*	Ø62	110°
--------	------	--------	-----------------	----------------	------	----------	-----	------

		P	CCT	I	Flux	LOR
LOOP 1800 Indirect Wire Trimless	A528-3- (C) - (C) -0- N WT BG	34,1W	2700K	1050mA	4000 lm	38%
	A528-3- (C) - (C) -1- N WT BG	34,1W	3000K	1050mA	4250 lm	38%

220 V~	IP20	CRI>95	L90B10 >50.000h	MacAdam Step 3	INCL	INCL-REMOTE	OPTIONS*	Ø20	110°
--------	------	--------	-----------------	----------------	------	-------------	----------	-----	------

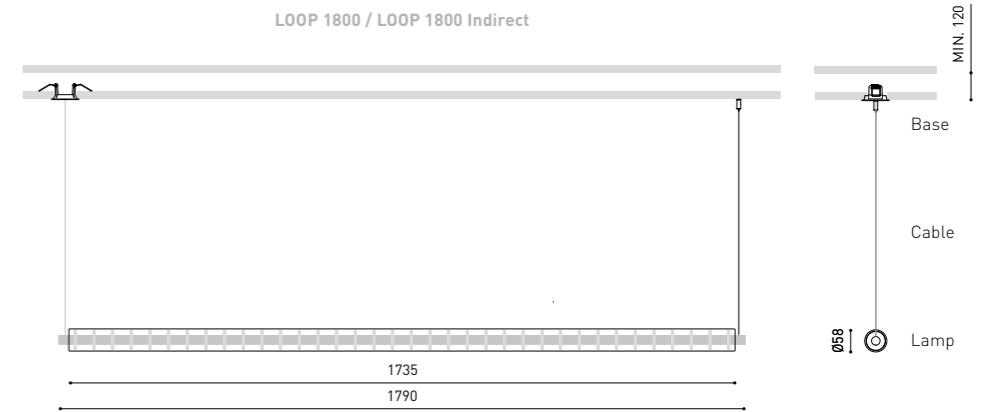
		P	CCT	I	Flux	LOR
LOOP 1800 Indirect Base	A528-2- (C) - (C) -0- N WT BG	34,1W	2700K	1050mA	4000 lm	38%
	A528-2- (C) - (C) -1- N WT BG	34,1W	3000K	1050mA	4250 lm	38%

220 V~	IP20	CRI>95	L90B10 >50.000h	MacAdam Step 3	INCL	OPTIONS*	110°
--------	------	--------	-----------------	----------------	------	----------	------


COLOUR | N ■ | NT ■ | WT □ | W □ | BG ■ | MATERIAL | GLASS | PMMA | AL | RAL ⓘ » 392

** OTHER FINISHING COMBINATIONS PLEASE CONSULT

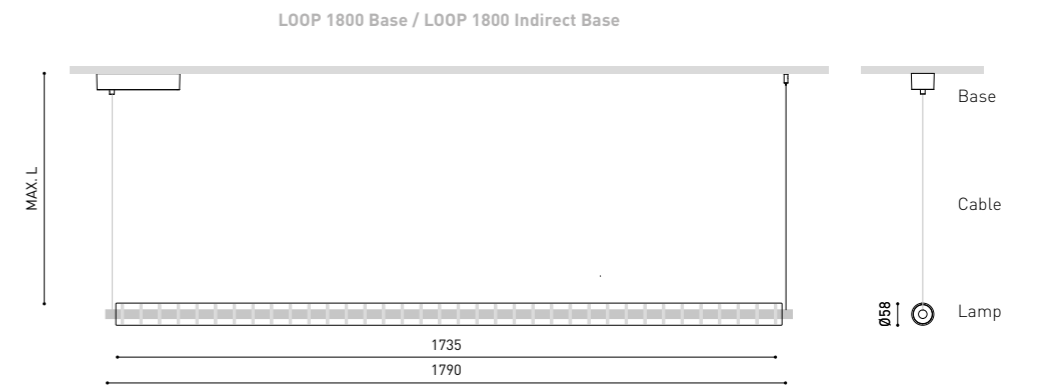
Ⓞ » 370




LOOP 1800 Wire Trimless / LOOP 1800 Indirect Wire Trimless



LOOP 1800 Base / LOOP 1800 Indirect Base




SUSPENSION



		P	CCT	I	Flux	LOR
ART	A342-00-10- WT NT BC BG	6,3W	2700K	700mA	570 lm	92%
	A342-00-11- WT NT BC BG	6,3W	3000K	700mA	630 lm	92%
	A342-00-20- WT NT BC BG	6,3W	2700K	700mA	570 lm	92%
	A342-00-21- WT NT BC BG	6,3W	3000K	700mA	630 lm	92%

220 V~ | IP20 | CRI>90 | L90B10 >102.000h

* DIM PHASE CUT & OTHER DIM OPTIONS PLEASE CONSULT



		P	CCT	I	Flux	LOR
ART Direct & Indirect	A343-00-10- WT NT BC BG	6,3W	2700K	700mA	570 lm	92%
	A343-00-11- WT NT BC BG	6,3W	3000K	700mA	630 lm	92%
	A343-00-20- WT NT BC BG	6,3W	2700K	700mA	570 lm	92%
	A343-00-21- WT NT BC BG	6,3W	3000K	700mA	630 lm	92%

220 V~ | IP20 | CRI>90 | L90B10 >102.000h

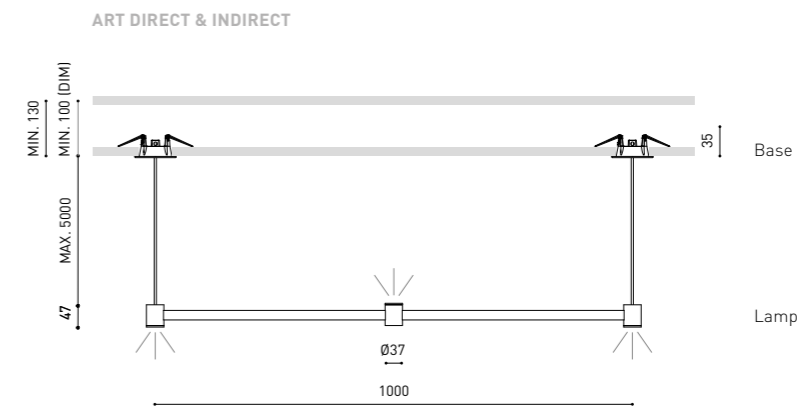
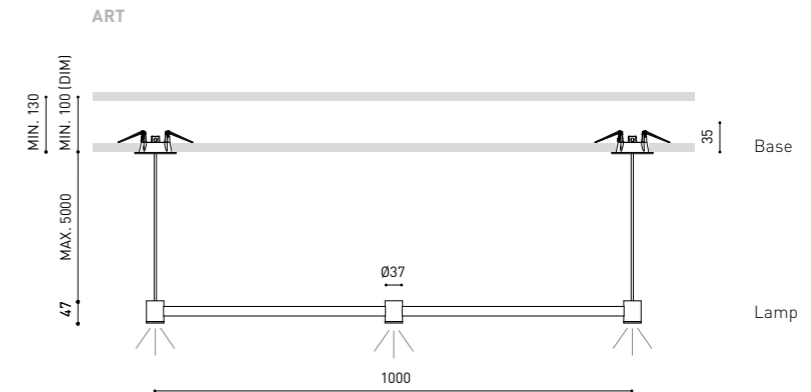

* DIM PHASE CUT & OTHER DIM OPTIONS PLEASE CONSULT



COLOUR | WT □ | NT ■ | BC ■ | BG ■ | W □ | N ■ | MATERIAL | BR | ABS +PC | RAL ⓘ » 392

OTHER CCT PLEASE CONSULT

» 370



FINISHING**	Lamp	Base
WT	WT □	WT □
NT	NT ■	NT ■
BC	BC ■	WT □
BG	BG ■	WT □

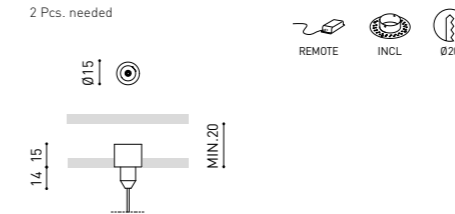
BASE NOT USED WITH WIRE TRIMLESS INSTALLATION.

OPTIONAL ACCESSORIES

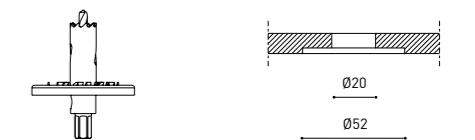
WIRE TRIMLESS Accessory

Unipolar Trimless A023-00-04- | W | N |

2 Pcs. needed




TRIMLESS TOOL D20 X D52mm A478-00-01



COLOUR | WT □ | NT ■ | BC ■ | BG ■ | W □ | N ■ | MATERIAL | BR | ABS +PC | RAL ⓘ » 392

** OTHER FINISHING COMBINATIONS PLEASE CONSULT

» 370



		P	CCT	I	Flux	LOR
ART Modular 3	A394-31-10- WT NT BC BG	6,3W	2700K	700mA	570 lm	92%
	A394-31-11- WT NT BC BG	6,3W	3000K	700mA	630 lm	92%
	A394-31-20- WT NT BC BG	6,3W	2700K	700mA	570 lm	92%
	A394-31-21- WT NT BC BG	6,3W	3000K	700mA	630 lm	92%
ART Modular 4	A394-41-10- WT NT BC BG	8,4W	2700K	700mA	760 lm	92%
	A394-41-11- WT NT BC BG	8,4W	3000K	700mA	840 lm	92%
	A394-41-20- WT NT BC BG	8,4W	2700K	700mA	760 lm	92%
	A394-41-21- WT NT BC BG	8,4W	3000K	700mA	840 lm	92%
ART Modular 5	A394-51-10- WT NT BC BG	10,5W	2700K	700mA	950 lm	92%
	A394-51-11- WT NT BC BG	10,5W	3000K	700mA	1050 lm	92%
	A394-51-20- WT NT BC BG	10,5W	2700K	700mA	950 lm	92%
	A394-51-21- WT NT BC BG	10,5W	3000K	700mA	1050 lm	92%

220 V~ | IP20 | CRI>90 | L90B10 > 102.000h


* DIM PHASE CUT & OTHER DIM OPTIONS PLEASE CONSULT



FINISHING**	Lamp	Base
WT	WT WT	WT
NT	NT NT	NT
BC	BC WT	WT
BG	BG WT	WT

BASE NOT USED WITH WIRE TRIMLESS INSTALLATION

UNIPOLAR TRIMLESS

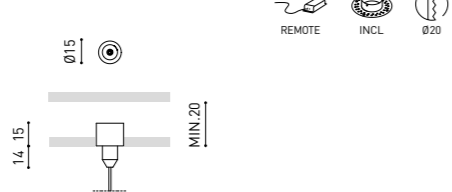


OPTIONAL ACCESSORIES

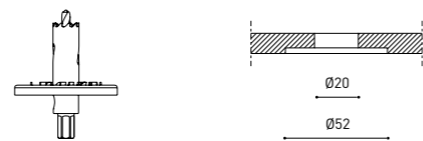
WIRE TRIMLESS Accessory

Unipolar Trimless A023-00-04- | W | N |

2 Pcs. needed



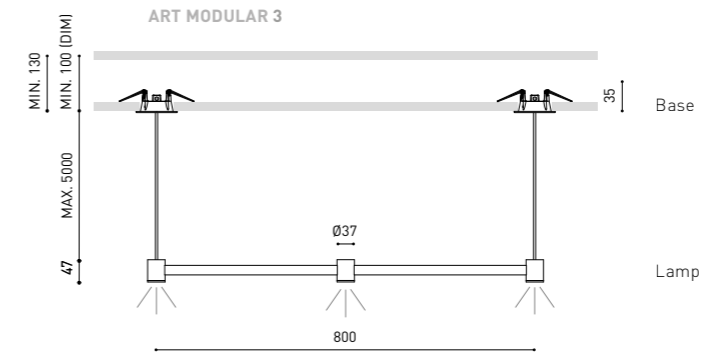
TRIMLESS TOOL D20 X D52mm A478-00-01



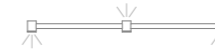
COLOUR | WT | NT | BC | BG | W | N | MATERIAL | BR | ABS+PC | RAL » 392

OTHER CCT PLEASE CONSULT | INDIRECT LIGHT PLEASE CONSULT

** OTHER FINISHING COMBINATIONS PLEASE CONSULT



Direct & Indirect Option



ATENCIÓN

Art Modular '3' tiene una longitud de 800 mm. Las versiones preexistentes de Art miden 1000 mm de largo.

REMINDER

Art Modular '3' has a length of 800mm. The standard Art versions are 1000 mm long.

ATTENTION

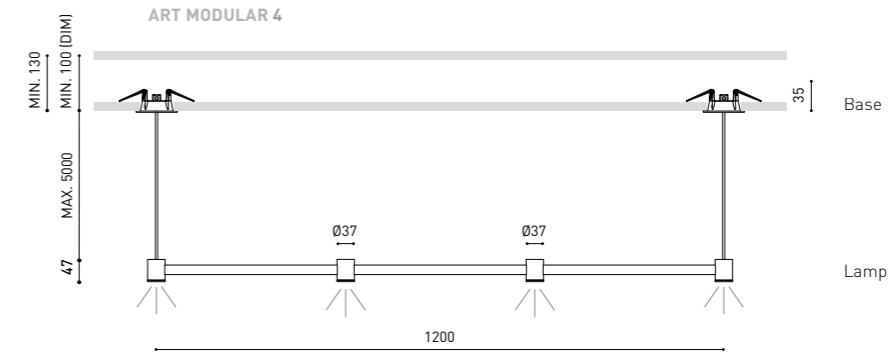
Art Modular '3' a une longueur de 800 mm. Les versions préexistantes de l'ART mesurent 1000 mm de long.

ATTENZIONE

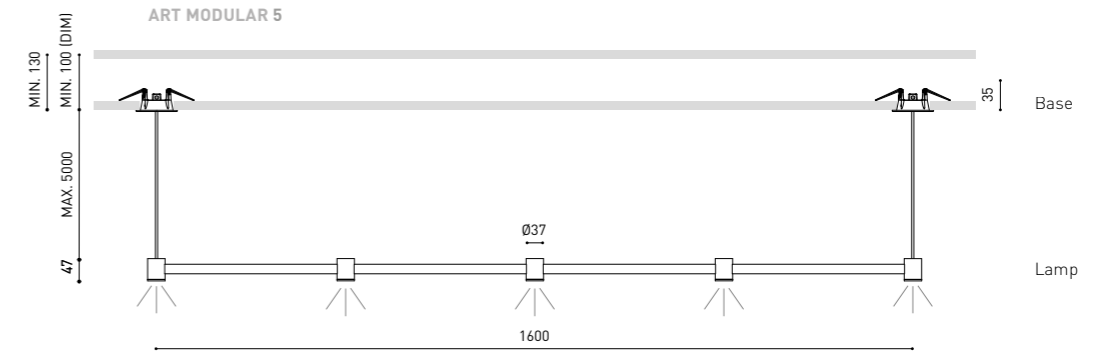
Art Modular 3 ha una lunghezza di 800mm. Le versioni precedenti dell'Art misurano 1000mm.

ACHTUNG

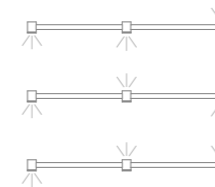
Art Modular '3' hat eine Länge von 800 mm. Die vorhandenen Versionen von Art sind 1000 mm lang.




Direct & Indirect Option



Direct & Indirect Options








		P	CCT	I	Flux	LOR
ART Base	A342-10-10- ○ ⊙	6,3W	2700K	700mA	570 lm	92%
	A342-10-11- ○ ⊙	6,3W	3000K	700mA	630 lm	92%
	A342-10-20- ○ ⊙	6,3W	2700K	700mA	570 lm	92%
	A342-10-21- ○ ⊙	6,3W	3000K	700mA	630 lm	92%

220 V~ | IP20 | CRI>90 | L90B10 >102.000h

* OTHER DIM OPTIONS PLEASE CONSULT



		P	CCT	I	Flux	LOR
ART Base Direct & Indirect	A343-10-10- ○ ⊙	6,3W	2700K	700mA	570 lm	92%
	A343-10-11- ○ ⊙	6,3W	3000K	700mA	630 lm	92%
	A343-10-20- ○ ⊙	6,3W	2700K	700mA	570 lm	92%
	A343-10-21- ○ ⊙	6,3W	3000K	700mA	630 lm	92%

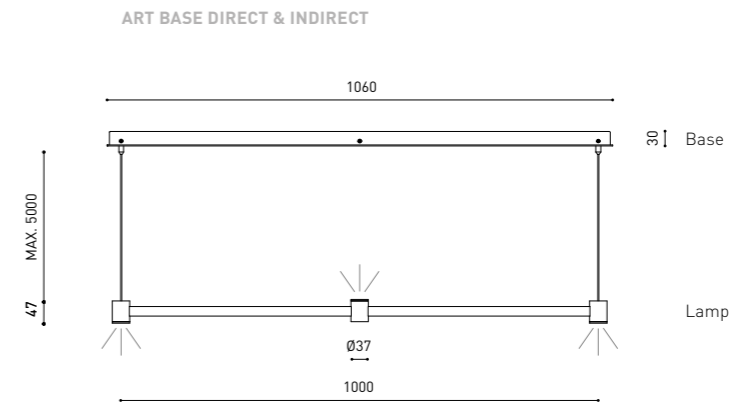
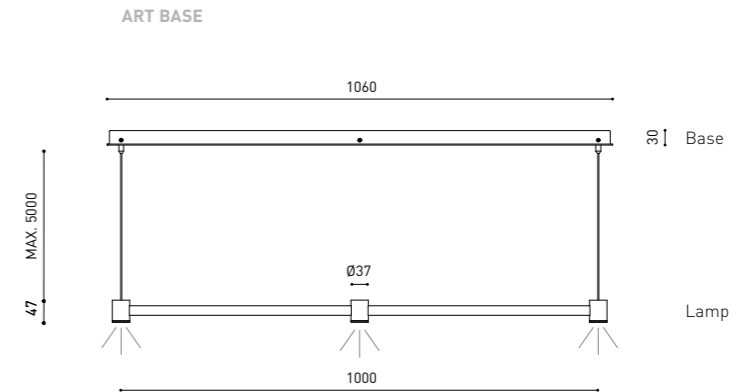

220 V~ | IP20 | CRI>90 | L90B10 >102.000h

* OTHER DIM OPTIONS PLEASE CONSULT



COLOUR | WT □ | NT ■ | BC ■ | BG ■ | MATERIAL | AL | BR | ABS+PC | RAL ⓘ » 392

OTHER CCT PLEASE CONSULT




LAMP FINISHING**	
WT	□
NT	■
BC	■
BG	■

BASE FINISHING**	
WT	□
NT	■

COLOUR | WT □ | NT ■ | BC ■ | BG ■ | MATERIAL | AL | BR | ABS+PC | RAL ⓘ » 392

** OTHER FINISHING COMBINATIONS PLEASE CONSULT



		P	CCT	I	Flux	LOR
ART Modular 3 Base	A403-31-10- ○ ⊙	6,3W	2700K	700mA	570 lm	92%
	A403-31-11- ○ ⊙	6,3W	3000K	700mA	630 lm	92%
	A403-31-20- ○ ⊙	6,3W	2700K	700mA	570 lm	92%
	A403-31-21- ○ ⊙	6,3W	3000K	700mA	630 lm	92%
ART Modular 4 Base	A403-41-10- ○ ⊙	8,4W	2700K	700mA	760 lm	92%
	A403-41-11- ○ ⊙	8,4W	3000K	700mA	840 lm	92%
	A403-41-20- ○ ⊙	8,4W	2700K	700mA	760 lm	92%
	A403-41-21- ○ ⊙	8,4W	3000K	700mA	840 lm	92%
ART Modular 5 Base	A403-51-10- ○ ⊙	10,5W	2700K	700mA	950 lm	92%
	A403-51-11- ○ ⊙	10,5W	3000K	700mA	1050 lm	92%
	A403-51-20- ○ ⊙	10,5W	2700K	700mA	950 lm	92%
	A403-51-21- ○ ⊙	10,5W	3000K	700mA	1050 lm	92%

220 V~ | IP20 | CRI>90 | L90B10 >102.000h

* OTHER DIM OPTIONS PLEASE CONSULT



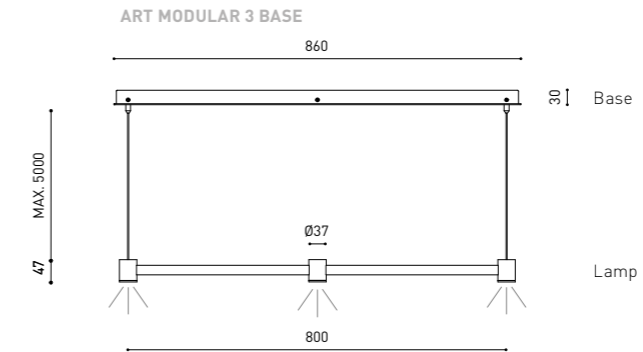
○ LAMP FINISHING**	
WT	□
NT	■
BC	■
BG	■

⊙ BASE FINISHING**	
WT	□
NT	■

COLOUR | WT □ | NT ■ | BC ■ | BG ■ | MATERIAL | AL | BR | ABS+PC | RAL ⓘ » 392

OTHER CCT PLEASE CONSULT | INDIRECT LIGHT PLEASE CONSULT

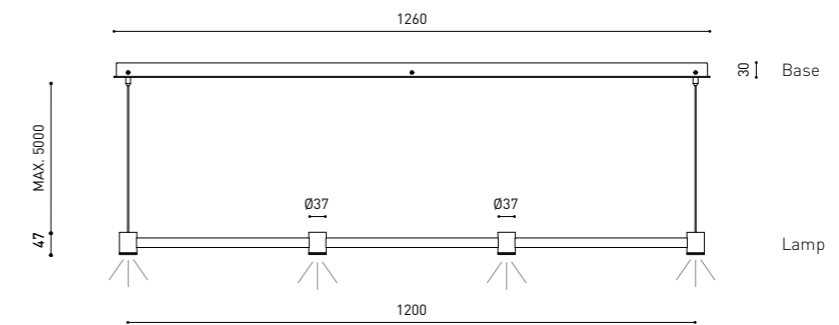
** OTHER FINISHING COMBINATIONS PLEASE CONSULT



Direct & Indirect Option



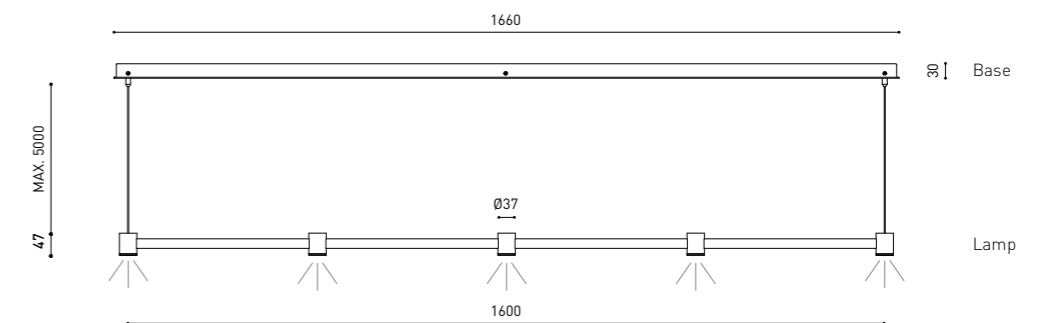
ART MODULAR 4 BASE



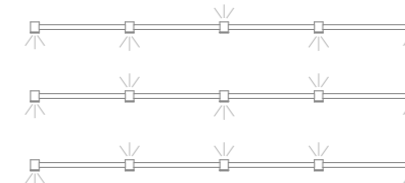
Direct & Indirect Option



ART MODULAR 5 BASE



Direct & Indirect Options



ATENCIÓN
Art Modular '3' tiene una longitud de 800 mm. Las versiones preexistentes de Art miden 1000 mm de largo.

REMINDER
Art Modular '3' has a length of 800mm. The standard Art versions are 1000 mm long.

ATTENTION
Art Modular '3' a une longueur de 800 mm. Les versions préexistantes de l'ART mesurent 1000 mm de long.

ATTENZIONE
Art Modular '3' ha una lunghezza di 800mm. Le versioni precedenti dell'Art misurano 1000mm.


ACHTUNG
Art Modular '3' hat eine Länge von 800 mm. Die vorhandenen Versionen von Art sind 1000 mm lang.



Art Chandelier



Limited Production



		P	CCT	I	Flux	LOR
ART Chandelier	A518-00- 00 -0- WT NT NTMG	25,2W	2700K	700mA	2280 lm	86%
	A518-00- 00 -1- WT NT NTMG	25,2W	3000K	700mA	2520 lm	86%

220 V~ | IP20 | CRI>90 | L90B10 >102.000h

MacAdam Step 3 |
 INCL |
 OPTIONS* |
 Ø50 |
 Ø12 |
 2m |
 FAST |
 UGR <19 |
 72° |
 38°

		P	CCT	I	Flux	LOR
ART Chandelier Base	A518-10- 00 -0- WT NT NTMG	25,2W	2700K	700mA	2280 lm	86%
	A518-10- 00 -1- WT NT NTMG	25,2W	3000K	700mA	2520 lm	86%

220 V~ | IP20 | CRI>90 | L90B10 >102.000h

MacAdam Step 3 |
 INCL-REMOTE |
 OPTIONS* |
 Ø10 |
 2m |
 FAST |
 UGR <19 |
 72° |
 38°

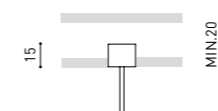
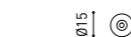
DRIVER MUST BE PLACED ON REMOTE

OPTIONAL ACCESSORIES

WIRE TRIMLESS Accessory

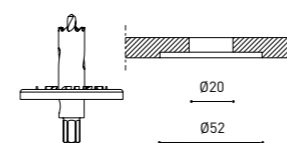
Coaxial Trimless

A023-00-03- | W | N |




TRIMLESS TOOL D20 X D52mm

A478-00-01

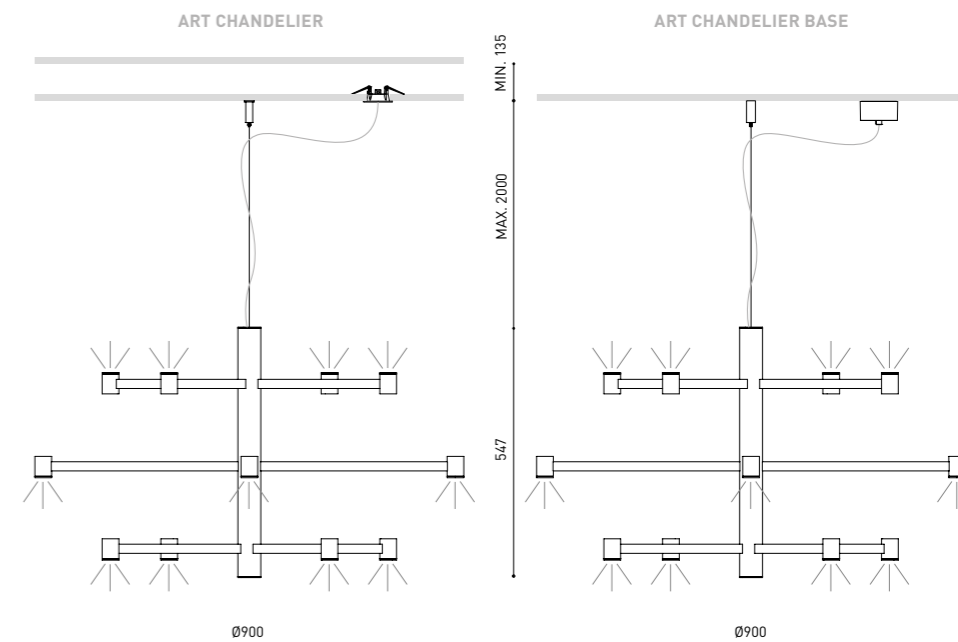


COAXIAL TRIMLESS



00	*OPTIONS	FINISHING **	Lamp	Lampshade
1	No DIM	WT	WT <input type="checkbox"/>	N <input type="checkbox"/>
2	DIM DALI	NT	NT <input type="checkbox"/>	N <input type="checkbox"/>
		NTMG	NT <input type="checkbox"/>	MG <input type="checkbox"/>

OTHER DIM OPTIONS PLEASE CONSULT



COLOUR | WT | NT | NTMG | N | MATERIAL | BR | ABS+PC | RAL » 392

OTHER CCT PLEASE CONSULT

» 370



		P	CCT	I	Flux	LOR
WARP 600	A533-00- -0- NT	5W	2700K	150mA	800 lm	54%
220 V- 240	IP20 CRI>90 L90B10 >60.000h					

		P	CCT	I	Flux	LOR
WARP 600 Base	A533-10- -0- NT	5W	2700K	150mA	800 lm	54%
220 V- 240	IP20 CRI>90 L90B10 >60.000h					



		P	CCT	I	Flux	LOR
WARP 900	A534-00- -0- NT	7,2W	2700K	200mA	1150 lm	63%
220 V- 240	IP20 CRI>90 L90B10 >60.000h					

		P	CCT	I	Flux	LOR
WARP 900 Base	A534-10- -0- NT	7,2W	2700K	200mA	1150 lm	63%
220 V- 240	IP20 CRI>90 L90B10 >60.000h					

	*OPTIONS
1	No DIM
2	DIM DALI
5	DIM Phase Cut**

** NOT AVAILABLE FOR WARP BASE

COLOUR | **NT** | MATERIAL | AL/PA | PMMA |

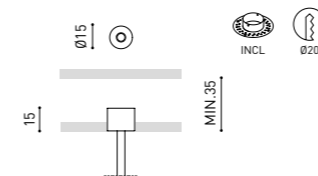
RAL » 392

OPTIONAL ACCESSORIES

WIRE TRIMLESS Accessories

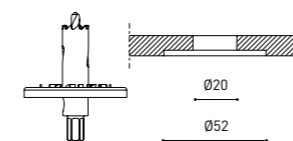
Mains Thick Trimless

A023-00-02- | **N** |




TRIMLESS TOOL D20 X D52mm

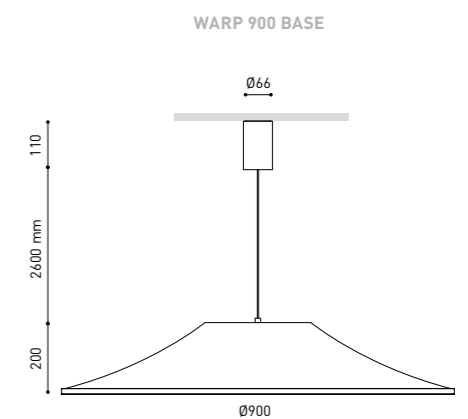
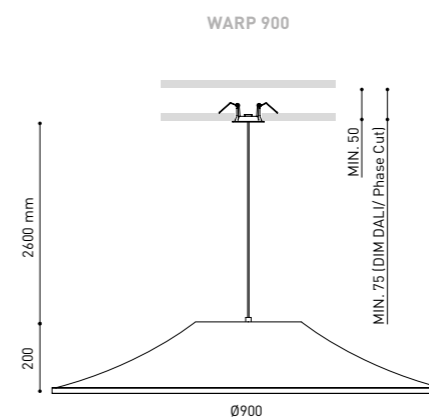
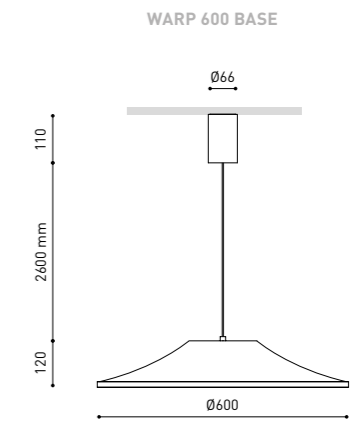
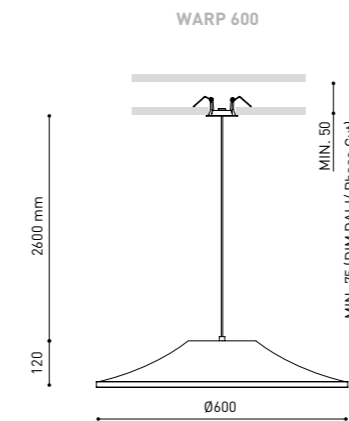
A478-00-01



MAINS THICK TRIMLESS



SUSPENSION





Dune

Rubén Saldaña



Extended Family / Dune 35 48V_269

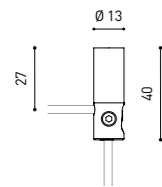


Ø	CORD LENGTH - L
0	2 m
1	3 m
2	5 m

OPTIONAL ACCESSORIES

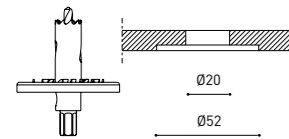
CORD Accessory

0223-00-00- | N |

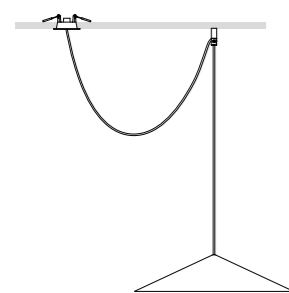


TRIMLESS TOOL D20 X D52mm

A478-00-01



DUNE 35 + CORD ACCESSORY



			P	CCT	I	Flux	LOR
DUNE 35	PHASE CUT	A482-0- -50- WT NT PG OG BE	4W	2700K	120mA	570 lm	83%
		A482-0- -51- WT NT PG OG BE	4W	3000K	120mA	600 lm	83%
DALI	A482-0- -20- WT NT PG OG BE	4W	2700K	120mA	570 lm	83%	
	A482-0- -21- WT NT PG OG BE	4W	3000K	120mA	600 lm	83%	

220 V~ | IP20 | CRI>90 | L90B10 >55.000h



			P	CCT	I	Flux	LOR
DUNE 35 Wire Trimless	PHASE CUT	A482-2- -50- WT NT PG OG BE	4W	2700K	120mA	570 lm	83%
		A482-2- -51- WT NT PG OG BE	4W	3000K	120mA	600 lm	83%
DALI	A482-2- -20- WT NT PG OG BE	4W	2700K	120mA	570 lm	83%	
	A482-2- -21- WT NT PG OG BE	4W	3000K	120mA	600 lm	83%	

220 V~ | IP20 | CRI>90 | L90B10 >55.000h



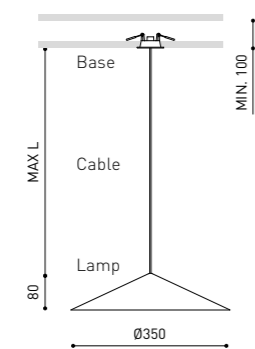
			P	CCT	I	Flux	LOR
DUNE 35 Base	NO DIM	A482-1- -10- WT NT PG OG BE	4W	2700K	120mA	570 lm	83%
		A482-1- -11- WT NT PG OG BE	4W	3000K	120mA	600 lm	83%
DALI	A482-1- -20- WT NT PG OG BE	4W	2700K	120mA	570 lm	83%	
	A482-1- -21- WT NT PG OG BE	4W	3000K	120mA	600 lm	83%	

220 V~ | IP20 | CRI>90 | L90B10 >55.000h

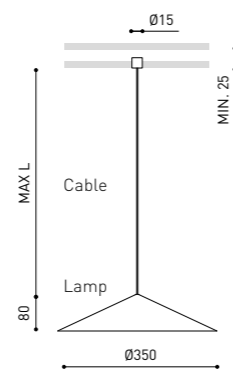


FINISHING	Lamp	Cable	Base
WT	WT □	N ■	NT ■
NT	NT ■	N ■	NT ■
PG	PG ■	N ■	NT ■
OG	OG ■	N ■	NT ■
BE	BE ■	N ■	NT ■

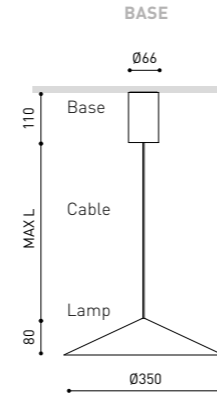
DUNE 35



DUNE 35 WIRE TRIMLESS



DUNE 35 BASE



COLOUR | WT □ | NT ■ | PG ■ | OG ■ | BE ■ | N ■ | MATERIAL | AL | PC | RAL ⓘ » 392

COLOURS MAY AFFECT THE LIGHTING PARAMETERS | OTHER CCT & DIM OPTIONS PLEASE CONSULT

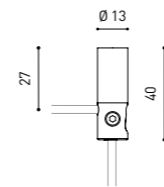


Ø	CORD LENGTH - L
0	2 m
1	3 m
2	5 m

OPTIONAL ACCESSORIES

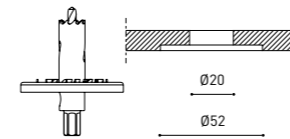
CORD Accessory

0223-00-00- | N |

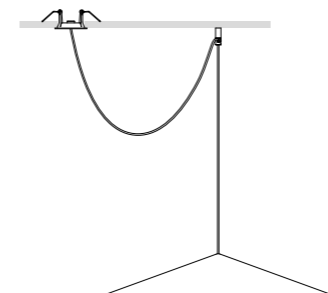


TRIMLESS TOOL D20 X D52mm

A478-00-01

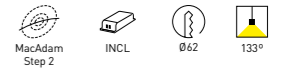


DUNE 55 + CORD ACCESSORY



			P	CCT	I	Flux	LOR
DUNE 55	PHASE CUT	A483-0- -50- WT NT PG OG BE	5W	2700K	150mA	710 lm	84%
		A483-0- -51- WT NT PG OG BE	5W	3000K	150mA	735 lm	84%
DALI	A483-0- -20- WT NT PG OG BE	5W	2700K	150mA	710 lm	84%	
	A483-0- -21- WT NT PG OG BE	5W	3000K	150mA	735 lm	84%	

220 V~ | IP20 | CRI>90 | L90B10 >55.000h



			P	CCT	I	Flux	LOR
DUNE 55 Wire Trimless	PHASE CUT	A483-2- -50- WT NT PG OG BE	5W	2700K	150mA	710 lm	84%
		A483-2- -51- WT NT PG OG BE	5W	3000K	150mA	735 lm	84%
DALI	A483-2- -20- WT NT PG OG BE	5W	2700K	150mA	710 lm	84%	
	A483-2- -21- WT NT PG OG BE	5W	3000K	150mA	735 lm	84%	

220 V~ | IP20 | CRI>90 | L90B10 >55.000h



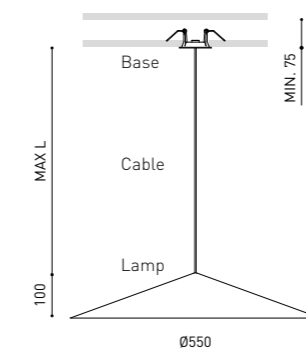
			P	CCT	I	Flux	LOR
DUNE 55 Base	NO DIM	A483-1- -10- WT NT PG OG BE	5W	2700K	150mA	710 lm	84%
		A483-1- -11- WT NT PG OG BE	5W	3000K	150mA	735 lm	84%
DALI	A483-1- -20- WT NT PG OG BE	5W	2700K	150mA	710 lm	84%	
	A483-1- -21- WT NT PG OG BE	5W	3000K	150mA	735 lm	84%	

220 V~ | IP20 | CRI>90 | L90B10 >55.000h

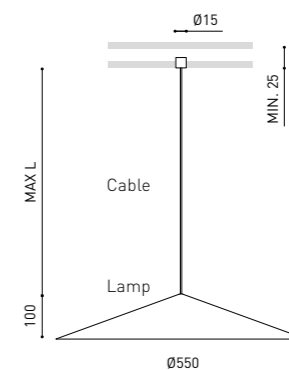


FINISHING	Lamp	Cable	Base
WT	WT □	N ■	NT ■
NT	NT ■	N ■	NT ■
PG	PG ■	N ■	NT ■
OG	OG ■	N ■	NT ■
BE	BE ■	N ■	NT ■

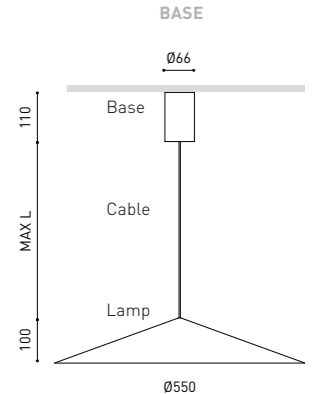
DUNE 55



DUNE 55 WIRE TRIMLESS




DUNE 55 BASE



COLOUR | WT □ | NT ■ | PG ■ | OG ■ | BE ■ | N ■ | MATERIAL | AL | PC | RAL ⓘ » 392


COLOURS MAY AFFECT THE LIGHTING PARAMETERS | OTHER CCT & DIM OPTIONS PLEASE CONSULT



Vivienda en el Ensanche, Valencia (Spain) | NOS Arquitectura | Photo: David Zarzoso

Tray

Victor Carrasco



		P	CCT	I	Flux	LOR
TRAY 35	A561-0- -10- WT NT	3,3W	2700K	300mA	350 lm	74%
	A561-0- -11- WT NT	3,3W	3000K	300mA	380 lm	74%
	A561-0- -20- WT NT	3,3W	2700K	300mA	350 lm	74%
	A561-0- -21- WT NT	3,3W	3000K	300mA	380 lm	74%

220 V~ | IP20 | CRI>90 | L90B10 >108.000h

MacAdam Step 2 | INCL | Ø50 | 121° | 29°

		P	CCT	I	Flux	LOR
TRAY 35 Wire Trimless	A561-2- -10- WT NT	3,3W	2700K	300mA	350 lm	74%
	A561-2- -11- WT NT	3,3W	3000K	300mA	380 lm	74%
	A561-2- -20- WT NT	3,3W	2700K	300mA	350 lm	74%
	A561-2- -21- WT NT	3,3W	3000K	300mA	380 lm	74%


220 V~ | IP20 | CRI>90 | L90B10 >108.000h

MacAdam Step 2 | INCL-REMOTE | INCL | Ø20 | 121° | 29°

		P	CCT	I	Flux	LOR
TRAY 35 Base	A561-1- -10- WT NT	3,3W	2700K	300mA	350 lm	74%
	A561-1- -11- WT NT	3,3W	3000K	300mA	380 lm	74%
	A561-1- -20- WT NT	3,3W	2700K	300mA	350 lm	74%
	A561-1- -21- WT NT	3,3W	3000K	300mA	380 lm	74%

220 V~ | IP20 | CRI>90 | L90B10 >108.000h

MacAdam Step 2 | INCL | Ø20 | 121° | 29°



		P	CCT	I	Flux	LOR
TRAY 55	A562-0- -50- WT NT	5,6W	2700K	500mA	540 lm	74%
	A562-0- -51- WT NT	5,6W	3000K	500mA	580 lm	74%
	A562-0- -20- WT NT	5,6W	2700K	500mA	540 lm	74%
	A562-0- -21- WT NT	5,6W	3000K	500mA	580 lm	74%

220 V~ | IP20 | CRI>90 | L90B10 >108.000h

MacAdam Step 2 | INCL | Ø62 | 118° | 29°

		P	CCT	I	Flux	LOR
TRAY 55 Wire Trimless	A562-2- -50- WT NT	5,6W	2700K	500mA	540 lm	74%
	A562-2- -51- WT NT	5,6W	3000K	500mA	580 lm	74%
	A562-2- -20- WT NT	5,6W	2700K	500mA	540 lm	74%
	A562-2- -21- WT NT	5,6W	3000K	500mA	580 lm	74%

220 V~ | IP20 | CRI>90 | L90B10 >108.000h

MacAdam Step 2 | INCL-REMOTE | INCL | Ø20 | 118° | 29°

		P	CCT	I	Flux	LOR
TRAY 55 Base	A562-1- -50- WT NT	5,6W	2700K	500mA	540 lm	74%
	A562-1- -51- WT NT	5,6W	3000K	500mA	580 lm	74%
	A562-1- -20- WT NT	5,6W	2700K	500mA	540 lm	74%
	A562-1- -21- WT NT	5,6W	3000K	500mA	580 lm	74%

220 V~ | IP20 | CRI>90 | L90B10 >108.000h

MacAdam Step 2 | INCL | Ø20 | 118° | 29°

COLOUR | WT | NT | RED PURPLE | Limited Production | MATERIAL | AL | RAL » 392

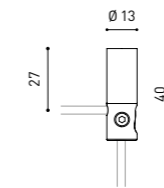
OTHER CCT, DIM OPTIONS & FINISHING COMBINATIONS PLEASE CONSULT

	CORD LENGTH - L
0	2 m
1	3 m
2	5 m

OPTIONAL ACCESSORIES

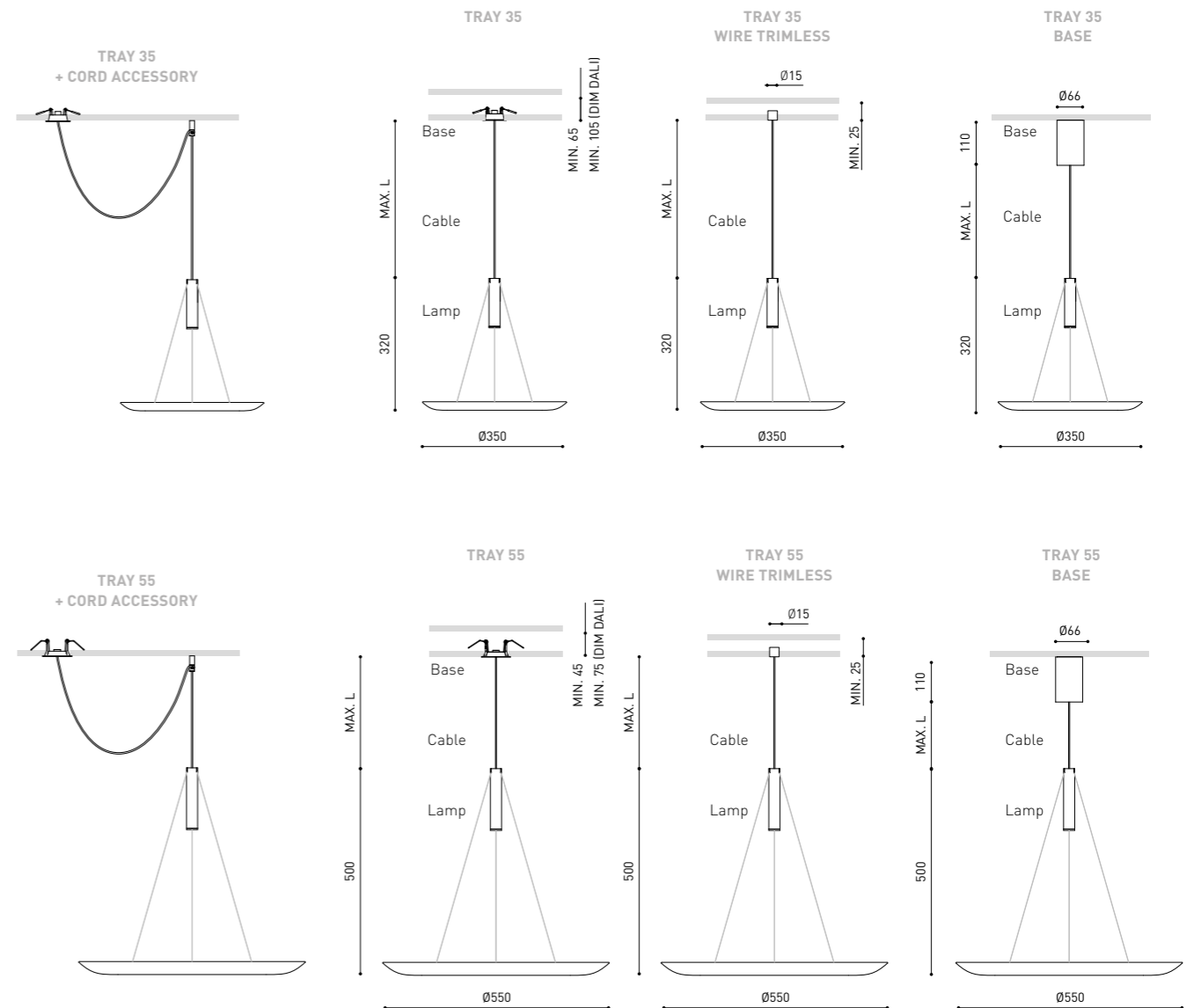
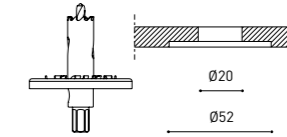
CORD Accessory

0223-00-00- | N |



TRIMLESS TOOL D20 X D52mm

A478-00-01



COLOUR | WT | NT | RED PURPLE | Limited Production | MATERIAL | AL | RAL » 392

OTHER CCT, DIM OPTIONS & FINISHING COMBINATIONS PLEASE CONSULT



Limited Production

Available in Red Purple, a limited-edition color.
An exclusive proposal for singular projects.





Hey Joe

Rubén Saldaña



		P	CCT	I	Flux	LOR
HEY JOE	A535-10- 00 -0- NB WB PGB	11,5W	2700K	350mA	1550 lm	44%
	A535-10- 00 -1- NB WB PGB	11,5W	3000K	350mA	1600 lm	44%

220 V~ | IP20 | CRI>90 | L80B10 >60.000h



		P	CCT	I	Flux	LOR
HEY JOE Base	A535-20-50- NB WB PGB	11,5W	2700K	350mA	1550 lm	44%
	A535-20-51- NB WB PGB	11,5W	3000K	350mA	1600 lm	44%

220 V~ | IP20 | CRI>90 | L80B10 >60.000h



⊕	*OPTIONS
2	DIM DALI
5	DIM Phase Cut

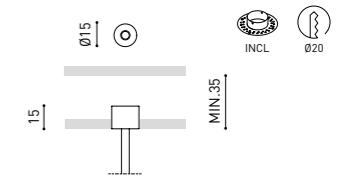
FINISHING **	Lamp	Cable	Base
NB ■		N ■	NT ■
WB □		N ■	NT ■
PGB □		N ■	NT ■

OPTIONAL ACCESSORIES

WIRE TRIMLESS Accessories


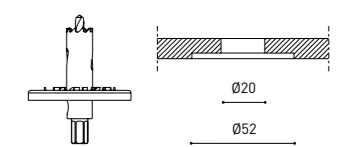
Mains Trimless

A023-00-01- | W | N |

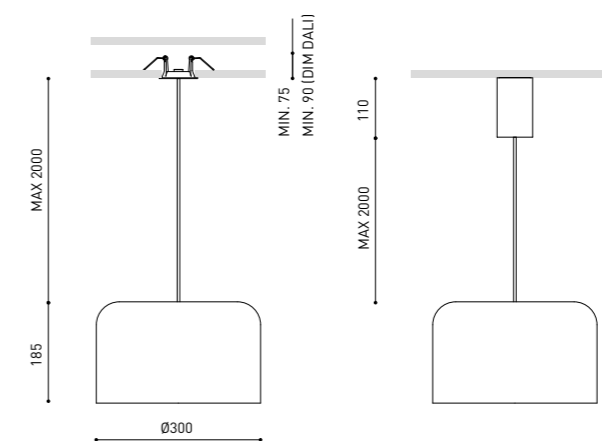



TRIMLESS TOOL D20 X D52mm

A478-00-01



MAINS TRIMLESS



COLOUR | NB ■ | WB □ | PGB □ |

MATERIAL | AL |

RAL ⓘ » 392

** OTHER FINISHING COMBINATIONS PLEASE CONSULT | OTHER CCT & DIM OPTIONS PLEASE CONSULT

Ⓜ » 370



		P	CCT	I	Flux	LOR
ALASKA	A425- -0-10- N BG	4,5W	2700K	500mA	475 lm	30%
	A425- -0-11- N BG	4,5W	3000K	500mA	500 lm	30%
	A425- -0-20- N BG	4,5W	2700K	500mA	475 lm	30%
	A425- -0-21- N BG	4,5W	3000K	500mA	500 lm	30%

220 V~ | IP20 | CRI>90 | L90B10 >55.000h

* OTHER DIM OPTIONS PLEASE CONSULT




CORD LENGTH - L

0	2 m
2	5 m


OTHER LENGTH PLEASE CONSULT

FINISHING*	Lamp	Base
N		
BG		

BASE NOT USED WITH WIRE TRIMLESS INSTALLATION.



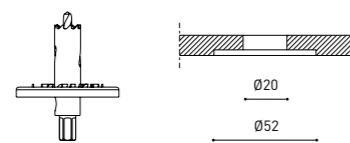
COAXIAL TRIMLESS



OPTIONAL ACCESSORIES

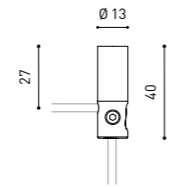
TRIMLESS TOOL D20 X D52mm

A478-00-01



CORD Accessory

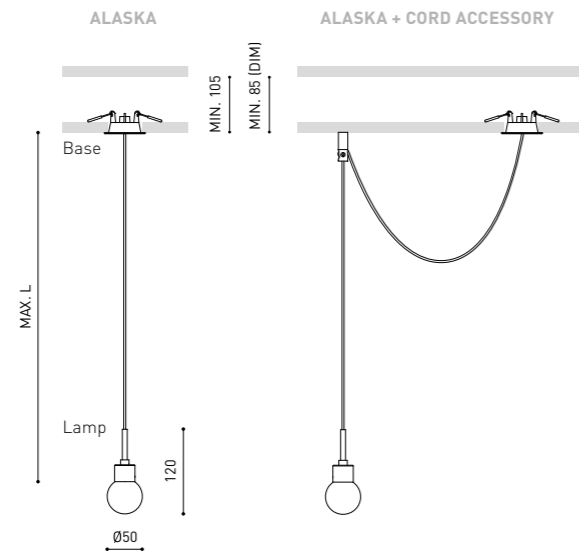
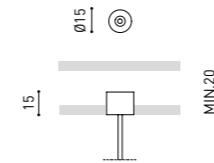
0223-00-00- | N |



WIRE TRIMLESS Accessory

Coaxial Trimless

A023-00-03- | W | N |



COLOUR | N | NT | BG | W | MATERIAL | AL | OPTICAL GLASS |

RAL » 392

OTHER CCT PLEASE CONSULT | * OTHER FINISHING COMBINATIONS PLEASE CONSULT

» 370



		P	CCT	I	Flux	LOR
ALASKA Big	A455- -0- -0- N BG	8,4W	2700K	500mA	1040 lm	36%
	A455- -0- -1- N BG	8,4W	3000K	500mA	1100 lm	36%

220 V~ | IP20 | CRI>90 | L90B10 >60.000h



		P	CCT	I	Flux	LOR
ALASKA Big Wire Trimless	A455- -1- -0- N BG	8,4W	2700K	500mA	1040 lm	36%
	A455- -1- -1- N BG	8,4W	3000K	500mA	1100 lm	36%

220 V~ | IP20 | CRI>90 | L90B10 >60.000h



CORD LENGTH - L

0	2 m
1	3 m
2	5 m

OPTIONS*

2	DIM DALI
5	DIM Phase Cut


OTHER DIM OPTIONS PLEASE CONSULT

FINISHING**

	Lamp	Base
N		
BG		



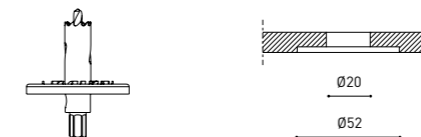
COAXIAL WIRE TRIMLESS



OPTIONAL ACCESSORIES

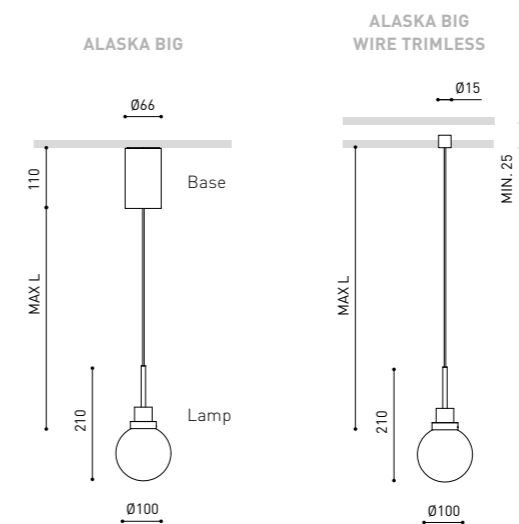
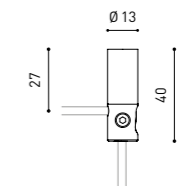
TRIMLESS TOOL D20 X D52mm

A478-00-01



CORD Accessory

0223-00-00- | N |



COLOUR | N | BG | NT | MATERIAL | AL | OPTICAL GLASS |

RAL » 392

OTHER CCT PLEASE CONSULT | ** OTHER FINISHING COMBINATIONS PLEASE CONSULT



		P	CCT	I	Flux Up	Flux Down	LOR
ZENIT	A564-00- 0-0- WT NT	8W	2700K	200mA	610 lm	520 lm	86%
	A564-00- 0-1- WT NT	8W	3000K	200mA	645 lm	550 lm	86%

220 V~ | 240 V~ | IP20 | CRI>90 | L80B10 >55.000h

MacAdam Step 2 | OPTIONS* | INCL | Ø50 | 101° | 34°

		P	CCT	I	Flux Up	Flux Down	LOR
ZENIT Base	A565-00- 0-0- WT NT	8W	2700K	200mA	610 lm	520 lm	86%
	A565-00- 0-1- WT NT	8W	3000K	200mA	645 lm	550 lm	86%

220 V~ | 240 V~ | IP20 | CRI>90 | L80B10 >55.000h

MacAdam Step 2 | OPTIONS* | INCL | 101° | 34°



		P	CCT	I	Flux	LOR
ZENIT Indirect	A566-00- 0-0- WT NT	3,7W	2700K	200mA	610 lm	88%
	A566-00- 0-1- WT NT	3,7W	3000K	200mA	645 lm	88%

220 V~ | 240 V~ | IP20 | CRI>90 | L80B10 >72.000h

MacAdam Step 2 | OPTIONS* | INCL | Ø50 | 101°

		P	CCT	I	Flux	LOR
ZENIT Indirect Base	A567-00- 0-0- WT NT	3,7W	2700K	200mA	610 lm	88%
	A567-00- 0-1- WT NT	3,7W	3000K	200mA	645 lm	88%

220 V~ | 240 V~ | IP20 | CRI>90 | L80B10 >72.000h

MacAdam Step 2 | OPTIONS* | INCL | 101°

Ⓞ	OPTIONS*
1	No DIM
2	DIM DALI

COLOUR | WT □ | NT ■ | MATERIAL | AL | ABS+PC | RAL ⓘ » 392

COLOURS MAY AFFECT THE LIGHTING PARAMETERS

Ⓞ » 370

OPTIONAL ACCESSORIES

CYLINDER Accessory

A564-00-00- | WT | NT | BG | CR |

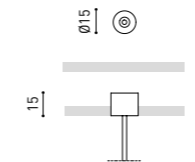
** FOR CHANGING THE CYLINDER COLOUR



WIRE TRIMLESS Accessory

Coaxial Trimless

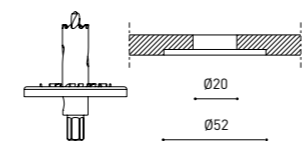
A023-00-03- | W | N |



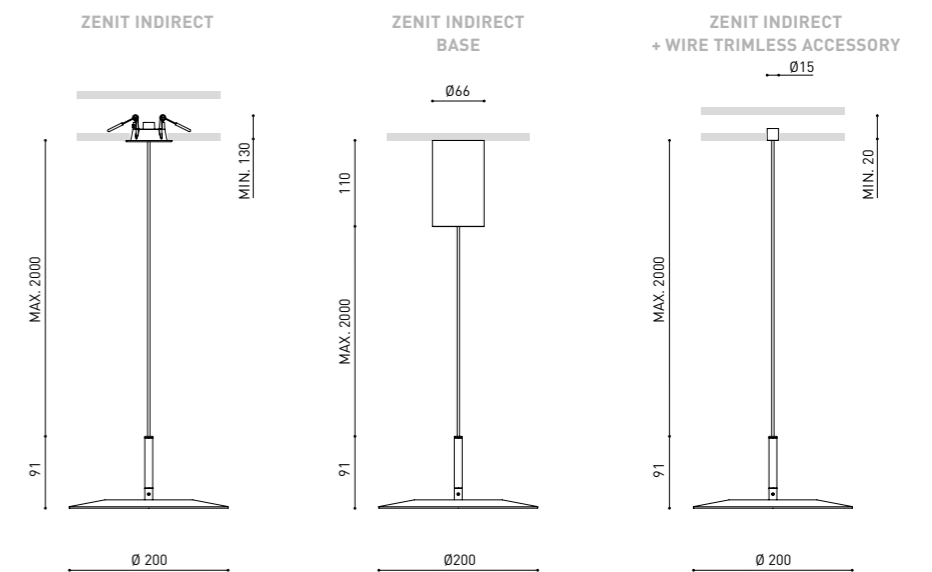
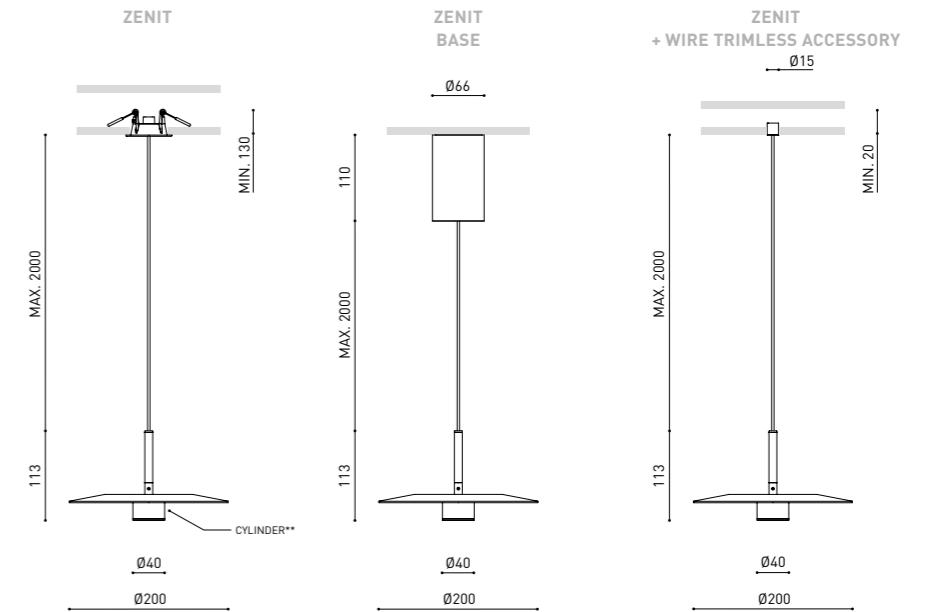

TRIMLESS TOOL Accessory

D20 X D52mm

A478-00-01



COAXIAL WIRE TRIMLESS



SUSPENSION

COLOUR | WT □ | NT ■ | MATERIAL | AL | ABS+PC | RAL ⓘ » 392

COLOURS MAY AFFECT THE LIGHTING PARAMETERS



Pipe



		P	CCT	Beam	I	Flux	LOR
PIPE	A487- (C) - (C) -00- WT NT NTMG	6W	2700K	23°	500mA	620 lm	86%
	A487- (C) - (C) -01- WT NT NTMG	6W	3000K	23°	500mA	650 lm	86%
	A487- (C) - (C) -02- WT NT NTMG	6W	4000K	23°	500mA	690 lm	86%
	A487- (C) - (C) -10- WT NT NTMG WTW	6W	2700K	34°	500mA	620 lm	78%
	A487- (C) - (C) -11- WT NT NTMG WTW	6W	3000K	34°	500mA	650 lm	78%
	A487- (C) - (C) -12- WT NT NTMG WTW	6W	4000K	34°	500mA	690 lm	78%

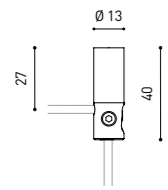
220 V~ | IP20 | CRI>90 | L90B10 >60.000h

MacAdam Step 2 | OPTIONS* | INCL | Ø50 | 23° / 34°

OPTIONAL ACCESSORIES

CORD Accessory

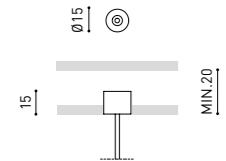
0223-00-00- | W | N |



WIRE TRIMLESS Accessory

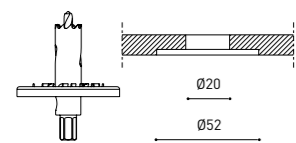
Coaxial Trimless

A023-00-03- | W | N |




TRIMLESS TOOL D20 X D52mm

A478-00-01



COAXIAL TRIMLESS



		P	CCT	Beam	I	Flux	LOR
PIPE Base	A488- (C) - (C) -00- WT NT NTMG	6W	2700K	23°	500mA	620 lm	86%
	A488- (C) - (C) -01- WT NT NTMG	6W	3000K	23°	500mA	650 lm	86%
	A488- (C) - (C) -02- WT NT NTMG	6W	4000K	23°	500mA	690 lm	86%
	A488- (C) - (C) -10- WT NT NTMG WTW	6W	2700K	34°	500mA	620 lm	78%
	A488- (C) - (C) -11- WT NT NTMG WTW	6W	3000K	34°	500mA	650 lm	78%
	A488- (C) - (C) -12- WT NT NTMG WTW	6W	4000K	34°	500mA	690 lm	78%

220 V~ | IP20 | CRI>90 | L90B10 >60.000h

MacAdam Step 2 | OPTIONS* | INCL | 23° / 34°

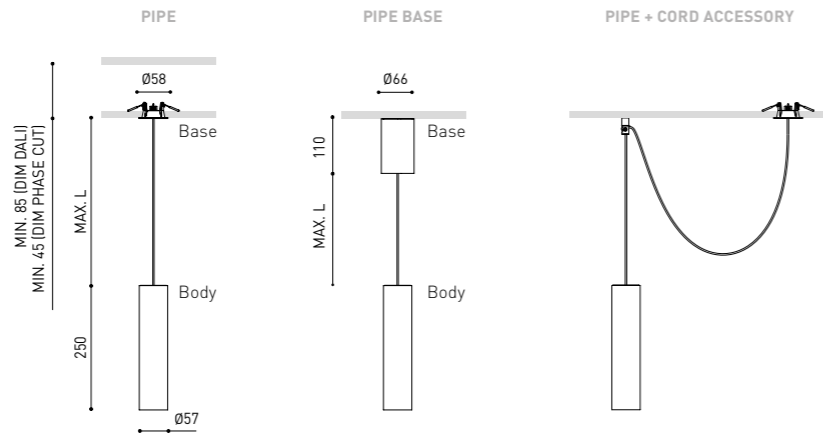
(C)	CORD LENGTH - L
0	2 m
1	3 m
2	5 m

(C)	*OPTIONS
2	DIM DALI
5	DIM Phase Cut

OTHER DIM OPTIONS PLEASE CONSULT

FINISHING	Lamp	Lampshade	Base
WT	WT □ N ■ WT □		
NT	NT ■ N ■ NT ■		
NTMG	NT ■ MG ■ NT ■		
WTW	WT □ W □ WT □		

BASE NOT USED WITH WIRE TRIMLESS INSTALLATION.



COLOUR | WT □ | NT ■ | NTMG ■ | WTW □ | W □ | N ■ | MATERIAL | AL | ABS+PC | RAL ⓘ » 392

"THE INVISIBLE BLACK" IS ONLY AVAILABLE FOR WT, NT & NTMG COLOURS
COLOURS MAY AFFECT THE LIGHTING PARAMETERS

ⓘ » 370

Scope



Extended Family / Scope Surface_125



		P	CCT	I	Flux	LOR
SCOPE 21	A261-10-00- WW WG WR NN NG	7W	2700K	200mA	910 lm	89%
	A261-10-01- WW WG WR NN NG	7W	3000K	200mA	940 lm	89%
	A261-10-02- WW WG WR NN NG	7W	4000K	200mA	960 lm	89%

220 V~ | IP20 | CRI>90 | L90B10 >55.000h

MacAdam Step 2 | INCL | 2 m | FAST | 47°

		P	CCT	I	Flux	LOR
SCOPE 27	A261-20-00- WW WG WR NN NG	7W	2700K	200mA	910 lm	89%
	A261-20-01- WW WG WR NN NG	7W	3000K	200mA	940 lm	89%
	A261-20-02- WW WG WR NN NG	7W	4000K	200mA	960 lm	89%
SCOPE 35	A261-30-00- WW WG WR NN NG	7W	2700K	200mA	910 lm	89%
	A261-30-01- WW WG WR NN NG	7W	3000K	200mA	940 lm	89%
	A261-30-02- WW WG WR NN NG	7W	4000K	200mA	960 lm	89%

220 V~ | IP20 | CRI>90 | L90B10 >55.000h

MacAdam Step 2 | PHASE CUT | INCL | 2 m | FAST | 47°

OPTIONAL ACCESSORIES

WIRE TRIMLESS Accessories

FEED

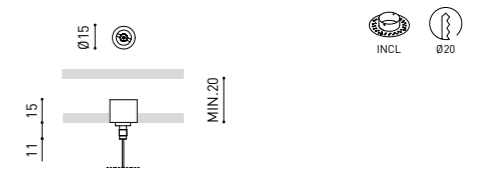
Mains Trimless A023-00-01- | W | N |



FASTENING

Steel Cable Regulator Trimless


A023-00-06- | W | N |



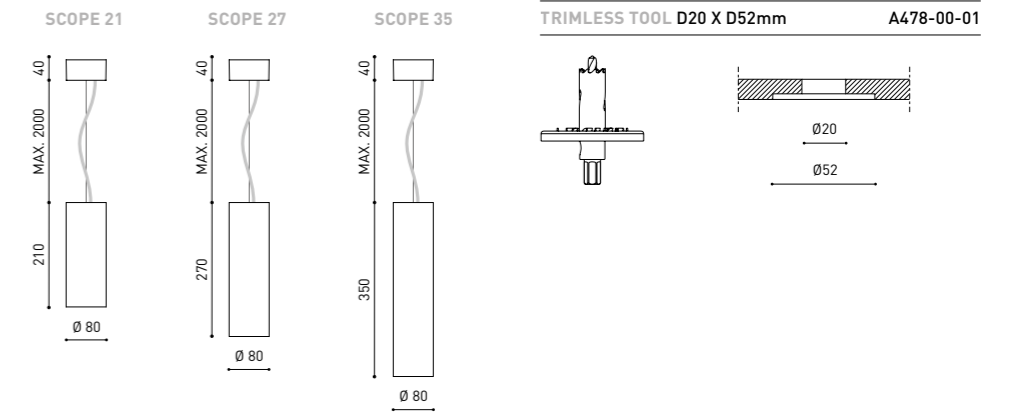

FINISHING **

	Body	Lampshade	Base
WW	W □ W □ W □		
WG	W □ G ■ W □		
WR	W □ R ■ W □		
NN	N ■ N ■ N ■		
NG	N ■ G ■ N ■		

MAINS TRIMLESS



STEEL CABLE REGULATOR TRIMLESS



COLOUR | WW □ | WG ■ | WR ■ | NN ■ | NG ■ | W □ | N ■ | MATERIAL | AL | PC | RAL ⓘ » 392

** OTHER FINISHING COMBINATIONS PLEASE CONSULT | COLOURS MAY AFFECT THE LIGHTING PARAMETERS

Stick



Extended Family / Stick 22 24V_231 / Stick 48V_266 / Stick Fancy Shape_293



		P	CCT	Beam	I	Flux	LOR
STICK	A40- ○ - ○ - ○ -10- WT NT	5,6W	2700K	18°	500mA	530 lm	84%
	A40- ○ - ○ - ○ -11- WT NT	5,6W	3000K	18°	500mA	570 lm	84%
	A40- ○ - ○ - ○ -20- WT NT	5,6W	2700K	31°	500mA	530 lm	82%
	A40- ○ - ○ - ○ -21- WT NT	5,6W	3000K	31°	500mA	570 lm	82%
	A40- ○ - ○ - ○ -30- WT NT	5,6W	2700K	42°	500mA	530 lm	84%
	A40- ○ - ○ - ○ -31- WT NT	5,6W	3000K	42°	500mA	570 lm	84%

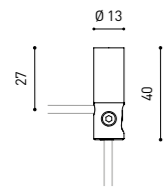
220 V~ | 240 V~ | IP20 | CRI>90 | L90B10 >108.000h

MacAdam Step 2 | OPTIONS* | INCL | Ø50 | 18° / 31° / 42°

OPTIONAL ACCESSORIES

CORD Accessory

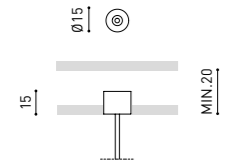
0223-00-00- | N |



WIRE TRIMLESS Accessory

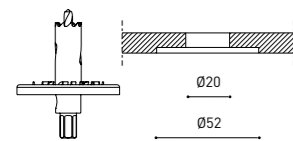
Coaxial Trimless

A023-00-03- | W | N |




TRIMLESS TOOL D20 X D52mm

A478-00-01



COAXIAL TRIMLESS

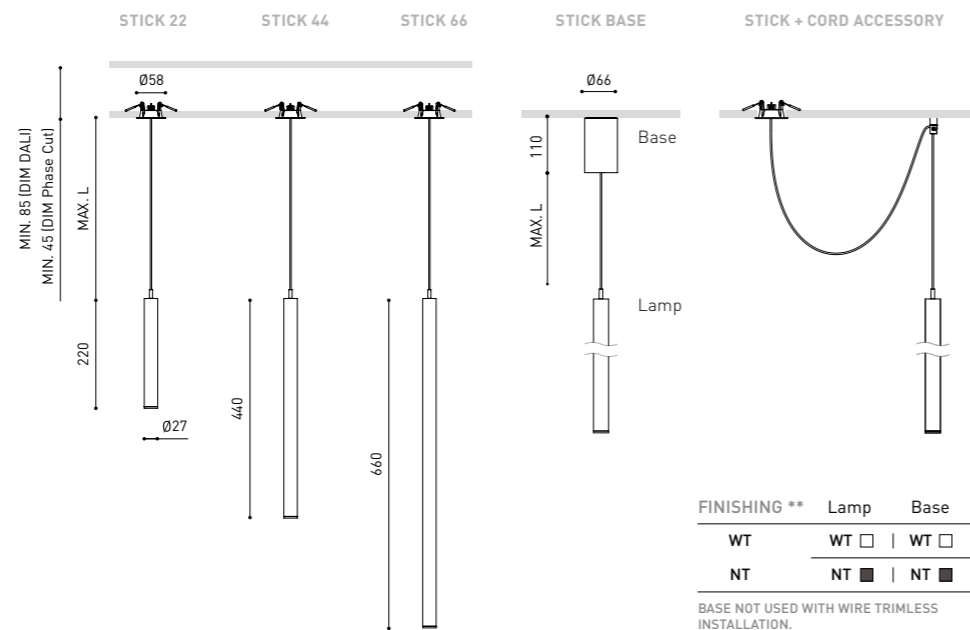


		P	CCT	Beam	I	Flux	LOR
STICK Base	A50- ○ - ○ - ○ -10- WT NT	5,6W	2700K	18°	500mA	530 lm	84%
	A50- ○ - ○ - ○ -11- WT NT	5,6W	3000K	18°	500mA	570 lm	84%
	A50- ○ - ○ - ○ -20- WT NT	5,6W	2700K	31°	500mA	530 lm	82%
	A50- ○ - ○ - ○ -21- WT NT	5,6W	3000K	31°	500mA	570 lm	82%
	A50- ○ - ○ - ○ -30- WT NT	5,6W	2700K	42°	500mA	530 lm	84%
	A50- ○ - ○ - ○ -31- WT NT	5,6W	3000K	42°	500mA	570 lm	84%

220 V~ | 240 V~ | IP20 | CRI>90 | L90B10 >108.000h

MacAdam Step 2 | OPTIONS* | INCL | 18° / 31° / 42°

○	STICK LENGTH	⊙	CORD LENGTH-L	⊕	OPTIONS*
4	STICK 22 220 mm	0	2 m	2	DIM DALI
5	STICK 44 440 mm	2	5 m	5	DIM Phase Cut
6	STICK 66 660 mm				OTHER DIM OPTIONS PLEASE CONSULT



	FINISHING **	Lamp	Base
WT		WT □	WT □
NT		NT ■	NT ■

BASE NOT USED WITH WIRE TRIMLESS INSTALLATION.

COLOUR | WT □ | NT ■ | W □ | N ■ | MATERIAL | AL | ABS+PC | RAL ⓘ » 392

Ⓢ » 370

Holly



Extended Family / Holly 48V_267 / Holly Fancy Shape_299



		P	CCT	Beam	I	Flux	LOR
HOLLY	A281- ⊙ -0-00- WT NT	2,1W	2700K	19°	700mA	190 lm	90%
	A281- ⊙ -0-01- WT NT	2,1W	3000K	19°	700mA	210 lm	90%
	A281- ⊙ -0-10- WT NT	2,1W	2700K	38°	700mA	190 lm	92%
	A281- ⊙ -0-11- WT NT	2,1W	3000K	38°	700mA	210 lm	92%

220 V~ | 240 V~ | IP20 | CRI>90 | L90B10 >102.000h

MacAdam Step 3 | OPTIONS* | INCL | Ø50 | 19° / 38°

		P	CCT	Beam	I	Flux	LOR
HOLLY Base	A531- ⊙ -0-00- WT NT	2,1W	2700K	19°	700mA	190 lm	90%
	A531- ⊙ -0-01- WT NT	2,1W	3000K	19°	700mA	210 lm	90%
	A531- ⊙ -0-10- WT NT	2,1W	2700K	38°	700mA	190 lm	92%
	A531- ⊙ -0-11- WT NT	2,1W	3000K	38°	700mA	210 lm	92%

220 V~ | 240 V~ | IP20 | CRI>90 | L90B10 >102.000h

MacAdam Step 3 | OPTIONS* | INCL | 19° / 38°

⊙	CORD LENGTH - L
0	2 m
1	3 m
2	5 m

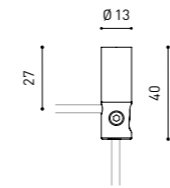
	FINISHING **	Lamp	Base
WT		WT □	WT □
NT		NT ■	NT ■

BASE NOT USED WITH WIRE TRIMLESS INSTALLATION.

OPTIONAL ACCESSORIES

CORD Accessory

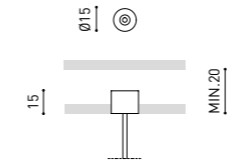
0223-00-00- | W | N |



WIRE TRIMLESS Accessory

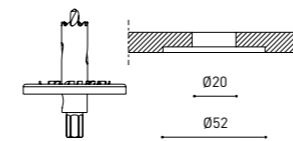
Coaxial Trimless

A023-00-03- | W | N |

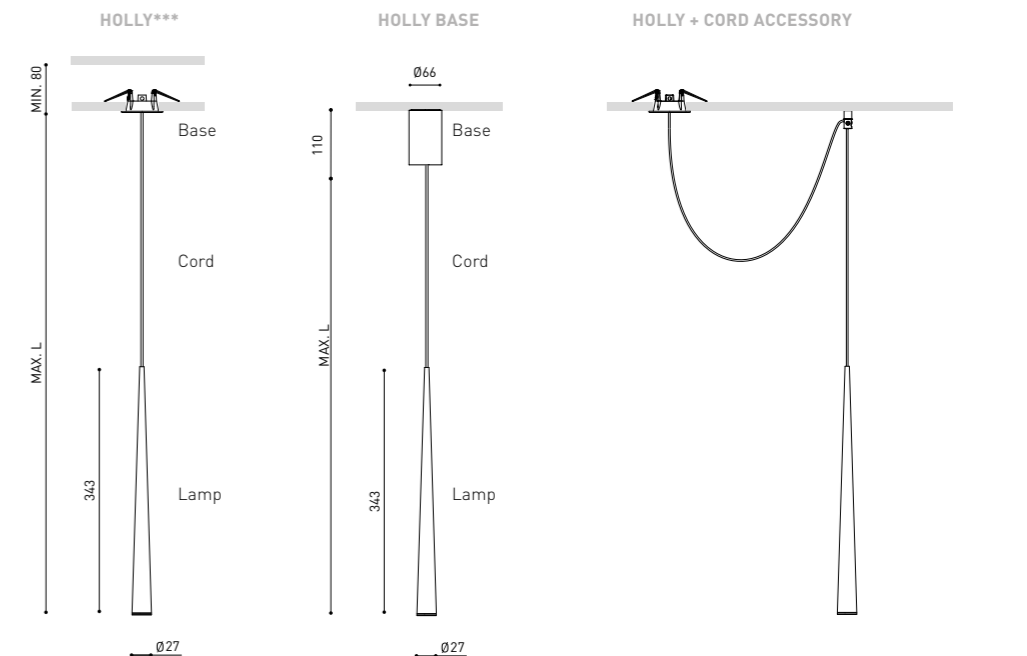



TRIMLESS TOOL D20 X D52mm

A478-00-01



COAXIAL TRIMLESS



COLOUR | WT □ | NT ■ | W □ | N ■ | MATERIAL | AL | PC | RAL ⓘ » 392

Ⓢ » 370

* OTHER DIM OPTIONS PLEASE CONSULT | ** OTHER FINISHING COMBINATIONS PLEASE CONSULT
*** SUGGESTED FOR WIRE TRIMLESS INSTALLATION

Spin

Rubén Saldaña

Extended Family / Spin 48V_268 / Spin Fancy Shape_298



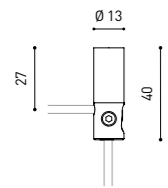
		P	CCT	Beam	I	Flux	LOR
SPIN	A222- - -00- WT NT	6,5W	2700K	24°	700mA	600 lm	86%
	A222- - -01- WT NT	6,5W	3000K	24°	700mA	630 lm	86%
	A222- - -02- WT NT	6,5W	4000K	24°	700mA	680 lm	86%
	A222- - -10- WT NT	6,5W	2700K	40°	700mA	600 lm	84%
	A222- - -11- WT NT	6,5W	3000K	40°	700mA	630 lm	84%
	A222- - -12- WT NT	6,5W	4000K	40°	700mA </td <td>680 lm</td> <td>84%</td>	680 lm	84%

220 V~ | IP20 | CRI>90 | L90B10 >60.000h | MacAdam Step 2 | OPTIONS* | INCL | Ø50 | 24° / 40°

OPTIONAL ACCESSORIES

CORD Accessory

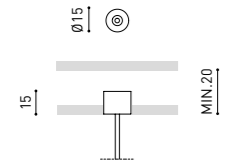
0223-00-00- | W | N |



WIRE TRIMLESS Accessory

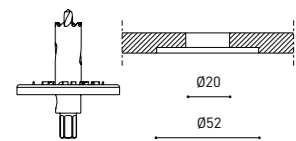
Coaxial Trimless

A023-00-03- | W | N |




TRIMLESS TOOL D20 X D52mm

A478-00-01



COAXIAL TRIMLESS



		P	CCT	Beam	I	Flux	LOR
SPIN Base	A221- - -00- WT NT	6,5W	2700K	24°	700mA	600 lm	86%
	A221- - -01- WT NT	6,5W	3000K	24°	700mA	630 lm	86%
	A221- - -02- WT NT	6,5W	4000K	24°	700mA	680 lm	86%
	A221- - -10- WT NT	6,5W	2700K	40°	700mA	600 lm	84%
	A221- - -11- WT NT	6,5W	3000K	40°	700mA	630 lm	84%
	A221- - -12- WT NT	6,5W	4000K	40°	700mA	680 lm	84%

220 V~ | IP20 | CRI>90 | L90B10 >60.000h | MacAdam Step 2 | OPTIONS* | INCL | 24° / 40°

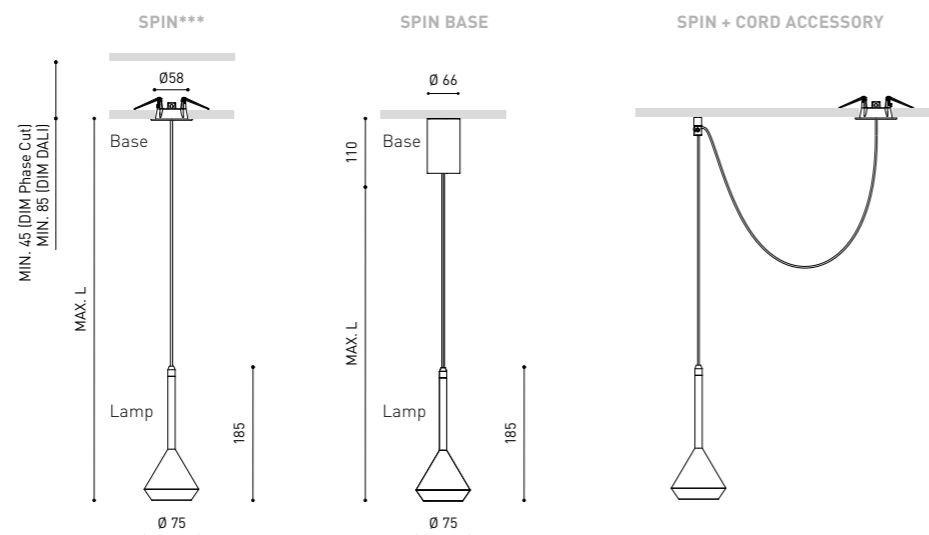
CORD LENGTH - L	
0	2 m
1	3 m
2	5 m

OPTIONS*	
2	DIM Phase Cut
3	DIM DALI

OTHER DIM OPTIONS PLEASE CONSULT

FINISHING **	Lamp	Base
WT	WT □	WT □
NT	NT ■	NT ■

BASE NOT USED WITH WIRE TRIMLESS INSTALLATION.



COLOUR | WT □ | NT ■ | W □ | N ■ | MATERIAL | AL | PMMA | RAL ⓘ » 392

** OTHER FINISHING COMBINATIONS PLEASE CONSULT | *** SUGGESTED FOR WIRE TRIMLESS INSTALLATION | ⓘ » 370

Vola Suspension

Extended Family / Vola_132



		P	CCT	I	Flux	LOR
VOLA Suspension	A442-00- -0- WT NT	19W	2700K	500mA	3080 lm	80%
	A442-00- -1- WT NT	19W	3000K	500mA	3160 lm	80%
	A442-00- -2- WT NT	19W	4000K	500mA	3320 lm	80%

220 V~ | IP20 | IK10 | CRI>90 | L80B10 >60.000h | MacAdam Step 2 | OPTIONS* | INCL | 2 m | FAST | 119°

*OPTIONS	
1	No DIM
2	DIM DALI
3	DIM Push
5	DIM Phase Cut

OTHER DIM OPTIONS PLEASE CONSULT

OPTIONAL ACCESSORIES

WIRE TRIMLESS Accessories

FEED

Mains Trimless

A023-00-01- | W | N |

NO DIM


Mains Thick Trimless

A023-00-02- | W | N |


DIM



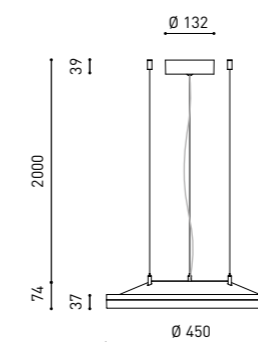

MAINS TRIMLESS



MAINS THICK TRIMLESS



STEEL CABLE TRIMLESS



COLOUR | WT □ | NT ■ | W □ | N ■ | MATERIAL | AL | PC | RAL ⓘ » 392

FASTENING

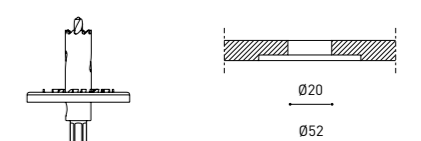
Steel Cable Trimless

A023-00-05- | W | N |

3 Pcs. needed



TRIMLESS TOOL D20 X D52mm A478-00-01





	P	CCT	I	Flux	LOR
SALT Mini A280-00-10- WW WG WR NW NG NR	10W	2700K	700mA	1300 lm	67%
A280-00-11- WW WG WR NW NG NR	10W	3000K	700mA	1400 lm	67%
A280-00-12- WW WG WR NW NG NR	10W	4000K	700mA	1425 lm	67%

220 V~ | IP20 | CRI>90 | L80B10 >60.000h

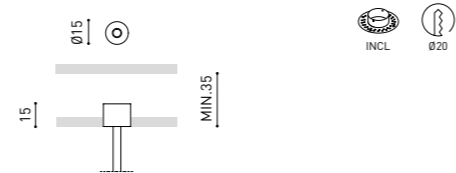


OPTIONAL ACCESSORIES

WIRE TRIMLESS Accessories

FEED

Mains Trimless A023-00-01- | W | N |



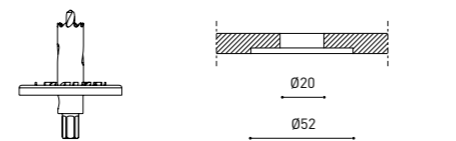
FASTENING

Steel Cable Trimless A023-00-05- | W | N |


3 Pcs. needed



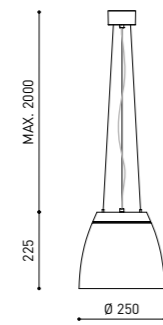

TRIMLESS TOOL D20 X D52mm A478-00-01



MAINS TRIMLESS



STEEL CABLE TRIMLESS



COLOUR | WW | WG | WR | NW | NG | NR | MATERIAL | AL | PMMA | RAL ⓘ » 392

COLOUR | W | N | COLOURS MAY AFFECT THE LIGHTING PARAMETERS ⓘ » 370



	P	CCT	I	Flux	LOR
SALT 3 A220-03- 1 -0- WW WG WR NW NG NR	22W	2700K	700mA	2800 lm	79%
A220-03- 1 -1- WW WG WR NW NG NR	22W	3000K	700mA	3025 lm	79%
A220-03- 1 -2- WW WG WR NW NG NR	22W	4000K	700mA	3075 lm	79%
SALT 4 A220-04- Ⓞ -1- WW WG WR NW NG NR	27W	3000K	700mA	4100 lm	79%
A220-04- Ⓞ -2- WW WG WR NW NG NR	27W	4000K	700mA	4175 lm	79%
SALT 5 A220-05- Ⓞ -1- WW WG WR NW NG NR	35W	3000K	900mA	5125 lm	79%
A220-05- Ⓞ -2- WW WG WR NW NG NR	35W	4000K	900mA	5225 lm	79%
SALT 6 A220-06- Ⓞ -1- WW WG WR NW NG NR	47,5W	3000K	1200mA	6550 lm	79%
A220-06- Ⓞ -2- WW WG WR NW NG NR	47,5W	4000K	1200mA	6650 lm	79%

220 V~ | IP20 | CRI>90 | L80B10 >60.000h



Ⓞ *OPTIONS

2 DIM Push

4 DIM DALI

DIM PHASE CUT & OTHER DIM OPTIONS PLEASE CONSULT

OPTIONAL ACCESSORIES

WIRE TRIMLESS Accessories

FEED

Mains Trimless

A023-00-01- | W | N | NO DIM

Mains Thick Trimless

A023-00-02- | W | N | DIM



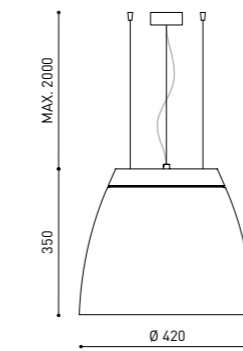
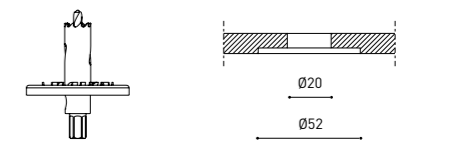
FASTENING

Steel Cable Trimless


A023-00-05- | W | N | 3 Pcs. needed



TRIMLESS TOOL D20 X D52mm A478-00-01



MAINS THICK TRIMLESS



COLOUR | WW | WG | WR | NW | NG | NR | MATERIAL | AL | PMMA | RAL ⓘ » 392

COLOUR | W | N | COLOURS MAY AFFECT THE LIGHTING PARAMETERS ⓘ » 370




Showoffice LECO, Valencia (Spain) | LECO Architects | Photo: David Zarzoso

Black Foster Suspension



Extended Family / Black Foster_10 / Black Foster Surface_117 / Black Foster Micro 24V_226 / Black Foster 48V_259 / Black Foster Custom System_300




Ø	BEAM	LOR
0	38°	92%
1	19°	90%

⊞	*OPTIONS
1	No DIM
2	DIM DALI
3	DIM Push
5	DIM On Board


FINISHING**	Exterior	Lampshade
NT	NT ■	N ■
WT	WT □	N ■
WTMG	WT □	MG ■
NTMG	NT ■	MG ■

**Interior always NT.

MAINS TRIMLESS



MAINS THICK TRIMLESS



STEEL CABLE TRIMLESS



		P	CCT	I	Flux
BLACK FOSTER Suspension 1200	A321-1- ○ - ⊞ -0- WT NT WTMG NTMG	21W	2700K	700mA	1900 lm
	A321-1- ○ - ⊞ -1- WT NT WTMG NTMG	21W	3000K	700mA	2100 lm
	A321-1- ○ - ⊞ -3- WT NT WTMG NTMG	21W	3500K	700mA	2300 lm
	A321-1- ○ - ⊞ -2- WT NT WTMG NTMG	21W	4000K	700mA	2500 lm
BLACK FOSTER Suspension 1600	A321-2- ○ - ⊞ -0- WT NT WTMG NTMG	31,5W	2700K	700mA	2850 lm
	A321-2- ○ - ⊞ -1- WT NT WTMG NTMG	31,5W	3000K	700mA	3150 lm
	A321-2- ○ - ⊞ -3- WT NT WTMG NTMG	31,5W	3500K	700mA	3450 lm
	A321-2- ○ - ⊞ -2- WT NT WTMG NTMG	31,5W	4000K	700mA	3750 lm

220 V~ | IP20 | CRI>90 | L90B10 >102.000h

MacAdam Step 3 | INCL | OPTIONS* | 2m | FAST | UGR <19 | 38° / 19°

OPTIONAL ACCESSORIES

WIRE TRIMLESS Accessories

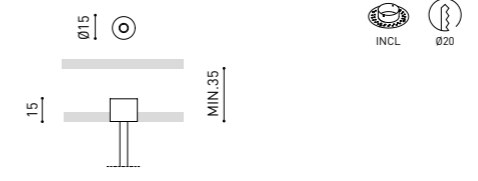
FEED

Mains Trimless

A023-00-01- W N	NO DIM	On Board
---------------------	--------	----------

Mains Thick Trimless

A023-00-02- W N	DALI Push
---------------------	-----------



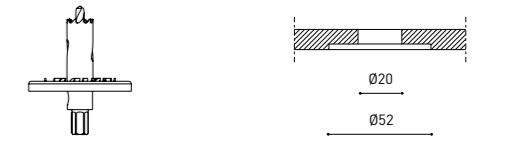
FASTENING

Steel Cable Trimless

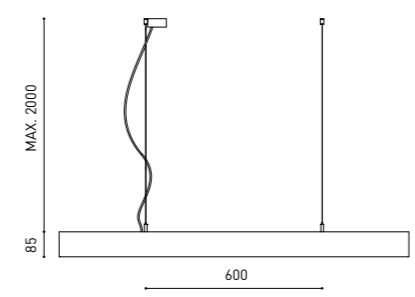
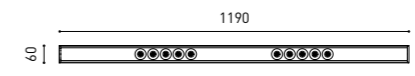
A023-00-05- W N	2 Pcs. needed
---------------------	---------------



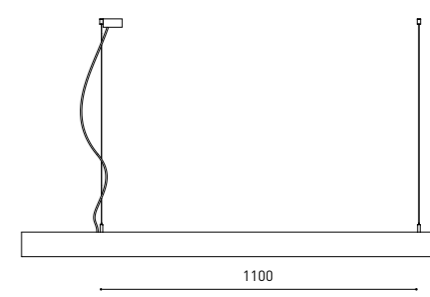
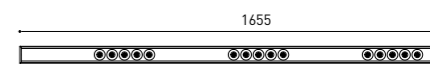
TRIMLESS TOOL D20 X D52mm	A478-00-01
---------------------------	------------



BLACK FOSTER SUSPENSION 1200




BLACK FOSTER SUSPENSION 1600



COLOUR | WT □ | NT ■ | WTMG □ | NTMG ■ | W □ | N ■ | MATERIAL | AL | ABS+PC | RAL ⓘ » 392

TO ACHIEVE A HOMOGENEOUS LIGHT DISTRIBUTION, A DISTANCE OF 80 CM BETWEEN THE LUMINAIRE AND THE WORK SURFACE IS RECOMMENDED. ⓘ » 370



*OPTIONS	
1	No DIM
2	DIM DALI
3	DIM Push

		P	CCT	I	Flux	LOR	L
FIFTY + Suspension 100	A446-01- Ⓞ -1- WT NT	15,4W	3000K	700mA	2280 lm	70%	1010mm
	A446-01- Ⓞ -2- WT NT	15,4W	4000K	700mA	2400 lm	70%	1010mm
FIFTY + Suspension 150	A446-02- Ⓞ -1- WT NT	23,1W	3000K	700mA	3420 lm	70%	1510mm
	A446-02- Ⓞ -2- WT NT	23,1W	4000K	700mA	3600 lm	70%	1510mm
FIFTY + Suspension 200	A446-03- Ⓞ -1- WT NT	30,8W	3000K	700mA	4560 lm	70%	2010mm
	A446-03- Ⓞ -2- WT NT	30,8W	4000K	700mA	4800 lm	70%	2010mm
FIFTY + Suspension 300	A446-04- Ⓞ -1- WT NT	46,2W	3000K	700mA	6840 lm	70%	3010mm
	A446-04- Ⓞ -2- WT NT	46,2W	4000K	700mA	7200 lm	70%	3010mm
FIFTY + HO Suspension 100	A446-11- Ⓞ -1- WT NT	23,6W	3000K	1050mA	3260 lm	70%	1010mm
	A446-11- Ⓞ -2- WT NT	23,6W	4000K	1050mA	3440 lm	70%	1010mm
FIFTY + HO Suspension 150	A446-12- Ⓞ -1- WT NT	35,4W	3000K	1050mA	4890 lm	70%	1510mm
	A446-12- Ⓞ -2- WT NT	35,4W	4000K	1050mA	5160 lm	70%	1510mm
FIFTY + HO Suspension 200	A446-13- Ⓞ -1- WT NT	47,2W	3000K	1050mA	6520 lm	70%	2010mm
	A446-13- Ⓞ -2- WT NT	47,2W	4000K	1050mA	6880 lm	70%	2010mm
FIFTY + HO Suspension 300	A446-14- Ⓞ -1- WT NT	70,8W	3000K	1050mA	9780 lm	70%	3010mm
	A446-14- Ⓞ -2- WT NT	70,8W	4000K	1050mA	10320 lm	70%	3010mm

220 V~ | IP20 | CRI>90 | L80B10 >60.000h



OPTIONAL ACCESSORIES

WIRE TRIMLESS Accessories

FEED

Mains Trimless

A023-00-01- | W | N | NO DIM

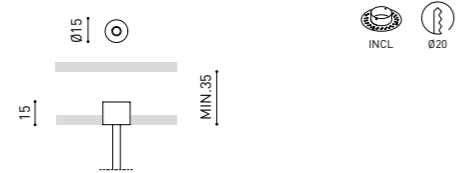
Mains Thick Trimless

A023-00-02- | W | N | DALI | Push

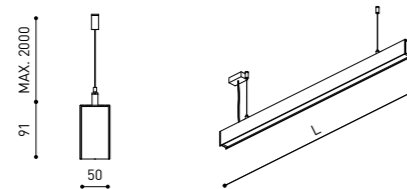
FASTENING

Steel Cable Trimless**

A023-00-05- | W | N | 2 Pcs. needed



TRIMLESS TOOL D20 X D52mm A478-00-01



COLOUR | WT □ | NT ■ | W □ | N ■ |

MATERIAL | AL | PC |

RAL ⓘ » 392

** AS MANY PIECES AS NEEDED ACCORDING TO YOUR PRODUCT

Ⓞ ⓘ » 370



*OPTIONS	
1	No DIM
2	DIM DALI
3	DIM Push

		P	CCT	I	Flux	LOR	L
FIFTY + UGR Suspension 100	A446-21- Ⓞ -1- WT NT	15,4W	3000K	700mA	2280 lm	47%	1010mm
	A446-21- Ⓞ -2- WT NT	15,4W	4000K	700mA	2400 lm	47%	1010mm
FIFTY + UGR Suspension 150	A446-22- Ⓞ -1- WT NT	23,1W	3000K	700mA	3420 lm	47%	1510mm
	A446-22- Ⓞ -2- WT NT	23,1W	4000K	700mA	3600 lm	47%	1510mm
FIFTY + UGR Suspension 200	A446-23- Ⓞ -1- WT NT	30,8W	3000K	700mA	4560 lm	47%	2010mm
	A446-23- Ⓞ -2- WT NT	30,8W	4000K	700mA	4800 lm	47%	2010mm
FIFTY + UGR Suspension 300	A446-24- Ⓞ -1- WT NT	46,2W	3000K	700mA	6840 lm	47%	3010mm
	A446-24- Ⓞ -2- WT NT	46,2W	4000K	700mA	7200 lm	47%	3010mm
FIFTY + UGR HO Suspension 100	A446-31- Ⓞ -1- WT NT	23,6W	3000K	1050mA	3260 lm	47%	1010mm
	A446-31- Ⓞ -2- WT NT	23,6W	4000K	1050mA	3440 lm	47%	1010mm
FIFTY + UGR HO Suspension 150	A446-32- Ⓞ -1- WT NT	35,4W	3000K	1050mA	4890 lm	47%	1510mm
	A446-32- Ⓞ -2- WT NT	35,4W	4000K	1050mA	5160 lm	47%	1510mm
FIFTY + UGR HO Suspension 200	A446-33- Ⓞ -1- WT NT	47,2W	3000K	1050mA	6520 lm	47%	2010mm
	A446-33- Ⓞ -2- WT NT	47,2W	4000K	1050mA	6880 lm	47%	2010mm
FIFTY + UGR HO Suspension 300	A446-34- Ⓞ -1- WT NT	70,8W	3000K	1050mA	9780 lm	47%	3010mm
	A446-34- Ⓞ -2- WT NT	70,8W	4000K	1050mA	10320 lm	47%	3010mm

220 V~ | IP20 | CRI>90 | L80B10 >60.000h



OPTIONAL ACCESSORIES

WIRE TRIMLESS Accessories

FEED

Mains Trimless

A023-00-01- | W | N | NO DIM

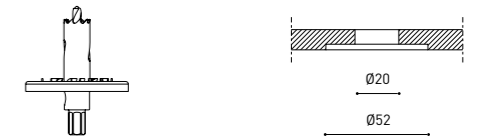
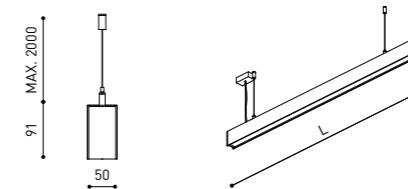
Mains Thick Trimless

A023-00-02- | W | N | DALI | Push

FASTENING

Steel Cable Trimless**

A023-00-05- | W | N | 2 Pcs. needed



COLOUR | WT □ | NT ■ | W □ | N ■ |

MATERIAL | AL | PC |

RAL ⓘ » 392

** AS MANY PIECES AS NEEDED ACCORDING TO YOUR PRODUCT

Ⓞ ⓘ » 370



		P	CCT	I	Flux	LOR
LINE Suspension 1500	A436-10- 0-0- WT NT	31,5W	2700K	1050mA	4500 lm	61%
	A436-10- 0-1- WT NT	31,5W	3000K	1050mA	4800 lm	61%
	A436-10- 0-2- WT NT	31,5W	4000K	1050mA	4950 lm	61%
LINE Suspension 2000	A436-20- 0-0- WT NT	42W	2700K	1400mA	6000 lm	61%
	A436-20- 0-1- WT NT	42W	3000K	1400mA	6400 lm	61%
	A436-20- 0-2- WT NT	42W	4000K	1400mA	6600 lm	61%


220 V~ | 240 V~ | IP20 | CRI>90 | L80B10 >60.000h

MacAdam Step 2 | INCL | OPTIONS* | 2 m | FAST | Ø62 | 100°

		P	CCT	I	Flux	LOR
LINE Suspension 1500 Base	A436-11- 0-0- WT NT	31,5W	2700K	1050mA	4500 lm	61%
	A436-11- 0-1- WT NT	31,5W	3000K	1050mA	4800 lm	61%
	A436-11- 0-2- WT NT	31,5W	4000K	1050mA	4950 lm	61%
LINE Suspension 2000 Base	A436-21- 0-0- WT NT	42W	2700K	1400mA	6000 lm	61%
	A436-21- 0-1- WT NT	42W	3000K	1400mA	6400 lm	61%
	A436-21- 0-2- WT NT	42W	4000K	1400mA	6600 lm	61%

220 V~ | 240 V~ | IP20 | CRI>90 | L80B10 >60.000h

MacAdam Step 2 | INCL | OPTIONS* | 2 m | FAST | 100°



		P	CCT	I	Flux Up	Flux Down	LOR
LINE Suspension Direct & Indirect 1500	A437-10- 0-0- WT NT	35W	2700K	1200mA	2100 lm	3120 lm	61%
	A437-10- 0-1- WT NT	35W	3000K	1200mA	2140 lm	3210 lm	61%
	A437-10- 0-2- WT NT	35W	4000K	1200mA	2250 lm	3360 lm	61%
LINE Suspension Direct & Indirect 2000	A437-20- 0-0- WT NT	41W	2700K	1400mA	2030 lm	4060 lm	61%
	A437-20- 0-1- WT NT	41W	3000K	1400mA	2080 lm	4160 lm	61%
	A437-20- 0-2- WT NT	41W	4000K	1400mA	2180 lm	4370 lm	61%

220 V~ | 240 V~ | IP20 | CRI>90 | L80B10 >60.000h

MacAdam Step 2 | INCL | OPTIONS* | 2 m | FAST | Ø62 | 100°

		P	CCT	I	Flux Up	Flux Down	LOR
LINE Suspension Direct & Indirect 1500 Base	A437-11- 0-0- WT NT	35W	2700K	1200mA	2100 lm	3120 lm	61%
	A437-11- 0-1- WT NT	35W	3000K	1200mA	2140 lm	3210 lm	61%
	A437-11- 0-2- WT NT	35W	4000K	1200mA	2250 lm	3360 lm	61%
LINE Suspension Direct & Indirect 2000 Base	A437-21- 0-0- WT NT	41W	2700K	1400mA	2030 lm	4060 lm	61%
	A437-21- 0-1- WT NT	41W	3000K	1400mA	2080 lm	4160 lm	61%
	A437-21- 0-2- WT NT	41W	4000K	1400mA	2180 lm	4370 lm	61%

220 V~ | 240 V~ | IP20 | CRI>90 | L80B10 >60.000h

MacAdam Step 2 | INCL | OPTIONS* | 2 m | FAST | 100°

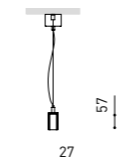
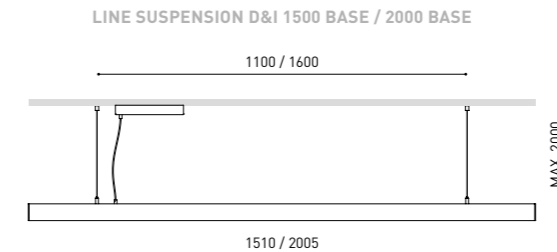

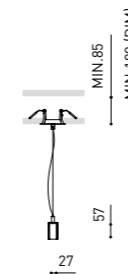
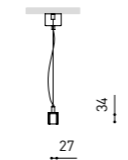
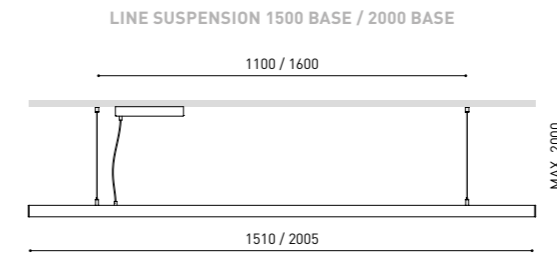
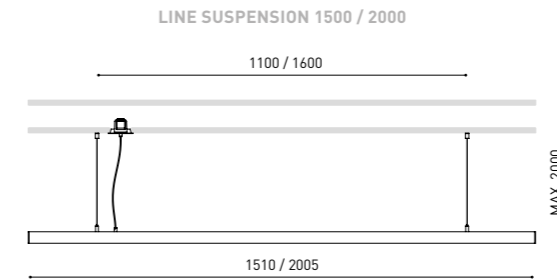
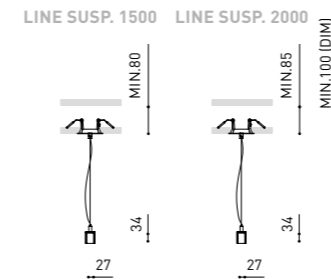
Ⓞ *OPTIONS

1	No DIM
2	DIM DALI
3	DIM Push

COLOUR | WT □ | NT ■ | W □ | N ■ | MATERIAL | AL | PC | RAL ⓘ » 392

COLOURS MAY AFFECT THE LIGHTING PARAMETERS

Ⓞ » 370



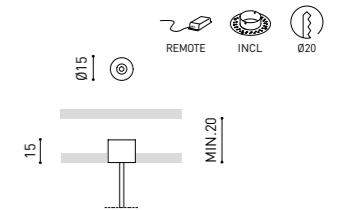
OPTIONAL ACCESSORIES

WIRE TRIMLESS Accessories

FEED

Coaxial Trimless

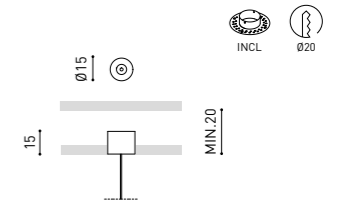
A023-00-03- | W | N |



FASTENING

Steel Cable Trimless

A023-00-05- | W | N |




TRIMLESS TOOL D20 X D52mm

A478-00-01



COAXIAL TRIMLESS | STEEL CABLE TRIMLESS




COLOUR | WT □ | NT ■ | W □ | N ■ | MATERIAL | AL | PC | RAL ⓘ » 392

COLOURS MAY AFFECT THE LIGHTING PARAMETERS

Ⓞ » 370

Line Suspension



		P	CCT	I	Flux	LOR
LINE Micro Suspension 1400	A438-10- 00 -01- WT NT	13,5W	2700K	350mA	2160 lm	66%
	A438-10- 00 -1- WT NT	13,5W	3000K	350mA	2200 lm	66%
LINE Micro Suspension 2000	A438-20- 00 -01- WT NT	18W	2700K	700mA	2860 lm	66%
	A438-20- 00 -1- WT NT	18W	3000K	700mA	3000 lm	66%

220 V~ | IP20 | CRI>90 | L80B10 >60.000h



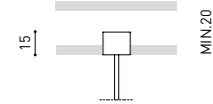
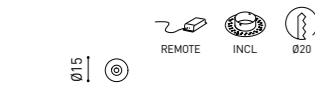
OPTIONAL ACCESSORIES

WIRE TRIMLESS Accessories

FEED

Coaxial Trimless

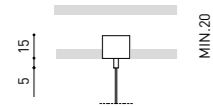
A023-00-03- | W | N |



FASTENING

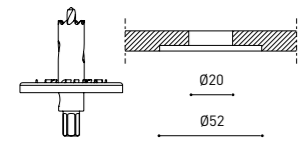
Steel Cable 0,6mm Regulator Trimless

A023-00-07- | W | N |




TRIMLESS TOOL D20 X D52mm


A478-00-01



COAXIAL TRIMLESS



STEEL CABLE TRIMLESS



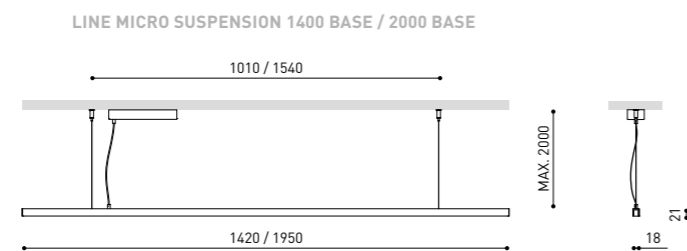
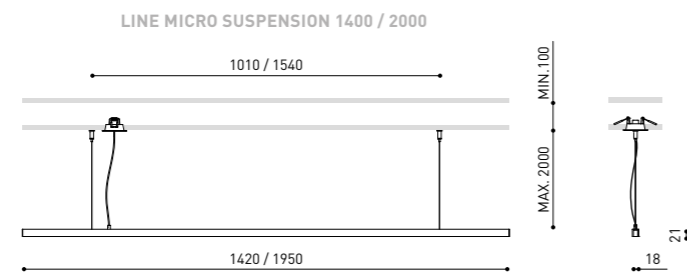
		P	CCT	I	Flux	LOR
LINE Micro Suspension 1400 Base	A438-11- 00 -01- WT NT	13,5W	2700K	350mA	2160 lm	66%
	A438-11- 00 -1- WT NT	13,5W	3000K	350mA	2200 lm	66%
LINE Micro Suspension 2000 Base	A438-21- 00 -01- WT NT	18W	2700K	700mA	2860 lm	66%
	A438-21- 00 -1- WT NT	18W	3000K	700mA	3000 lm	66%

220 V~ | IP20 | CRI>90 | L80B10 >60.000h



*OPTIONS

- No DIM
- DIM DALI
- DIM Push




COLOUR | WT □ | NT ■ | W □ | N ■ |

MATERIAL | AL | PC |

RAL ⓘ » 392

COLOURS MAY AFFECT THE LIGHTING PARAMETERS

Slimgot



		P	CCT	I	Flux	LOR
SLIMGOT 120	A203-1- 00 -01- WT NT	14,8W	3000K	500mA	2360 lm	85%
	A203-1- 00 -02- WT NT	14,8W	4000K	500mA	2400 lm	85%
SLIMGOT 150	A203-2- 00 -01- WT NT	21W	3000K	700mA	3300 lm	85%
	A203-2- 00 -02- WT NT	21W	4000K	700mA	3350 lm	85%

220 V~ | IP20 | CRI>90 | L80B10 >60.000h



*OPTIONS

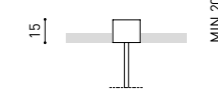

- No DIM
- DIM DALI / Push

OPTIONAL ACCESSORIES

WIRE TRIMLESS Accessory

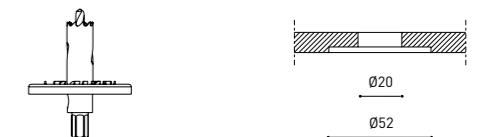
Coaxial Trimless A023-00-03- | W | N |

Feeding: Only 1 piece needed. Fasteners not available

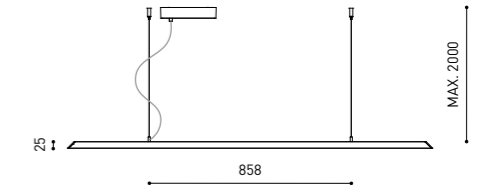
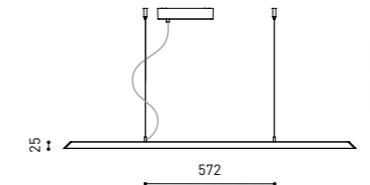
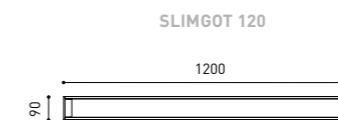



TRIMLESS TOOL D20 X D52mm

A478-00-01



COAXIAL TRIMLESS



COLOUR | WT □ | NT ■ | W □ | N ■ |

MATERIAL | AL | PMMA |

RAL ⓘ » 392

» 370



Striated house, Rajagiriya (Sri Lanka) | Palinda Kamangara | Photo: Jesika Granada

WALL

Enso ¹⁹⁸ / Rec ²⁰⁰ / Lip ²⁰⁵ / Aurae ²⁰⁵ /
Rhino ²⁰⁶ / Wally ²⁰⁷

Enso

Mario Ruiz

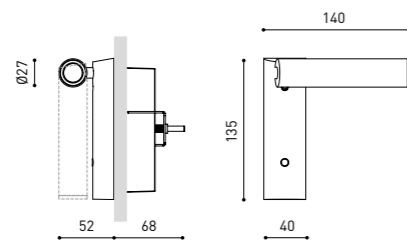


		P	CCT	V	Flux	LOR		
ENSO Semi Recessed	A572-10-00- WT NT 	2,1W	2700K	24V	190 lm	84%		
220 V~ 240	IP20 CRI>90 L90B10 >108.000h							
			MacAdam Step 2	INCL	360°	90°	35 X 122	16°

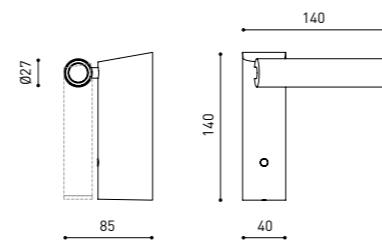


		P	CCT	V	Flux	LOR	
ENSO	A572-00-00- WT NT 	2,1W	2700K	24V	190 lm	84%	
220 V~ 240	IP20 CRI>90 L90B10 >108.000h						
			MacAdam Step 2	INCL	360°	90°	16°

ENSO Semi Recessed



ENSO



COLOUR | WT | NT |

MATERIAL | AL | PC |

RAL » 392

» 370





		P	CCT	I	Flux	LOR
REC Mini	A308-00- ① -0- WT NT PR	20W	2700K	700mA	2450 lm	75%
	A308-00- ① -1- WT NT PR	20W	3000K	700mA	2650 lm	75%
	A308-00- ① -2- WT NT PR	20W	4000K	700mA	2700 lm	75%

220
240 V~ | IP20 | CRI>90 | L80B10 >60.000h



① *OPTIONS

1	No DIM
2	DIM DALI
3	DIM Push



		P	CCT	I	Flux	LOR
REC	A256-00- ① -0- WT NT PR	39,5W	2700K	400mA	5200 lm	85%
	A256-00- ① -1- WT NT PR	39,5W	3000K	400mA	5625 lm	85%
	A256-00- ① -2- WT NT PR	39,5W	4000K	400mA	5725 lm	85%

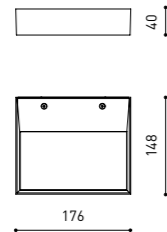
220
240 V~ | IP20 | CRI>90 | L80B10 >60.000h



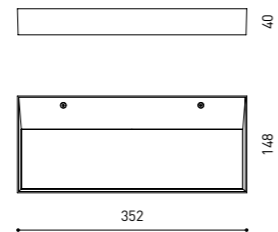
① *OPTIONS

1	No DIM
2	DIM DALI Push

REC MINI



REC



COLOUR | WT | NT | PR

MATERIAL | AL | PMMA

RAL » 392

PR: PRIMER COATING FINISHING
COLOURS MAY AFFECT THE LIGHTING PARAMETERS

» 370



		P	CCT	I	Flux	LOR
REC Double Mini	A310-00- ① -0- WT NT PR	16,5W	2700K	500mA	2300 lm	72%
	A310-00- ① -1- WT NT PR	16,5W	3000K	500mA	2500 lm	72%
	A310-00- ① -2- WT NT PR	16,5W	4000K	500mA	2530 lm	72%

220
240 V~ | IP20 | CRI>90 | L80B10 >60.000h



① *OPTIONS

1	No DIM
2	DIM DALI Push



		P	CCT	I	Flux	LOR
REC Double	A309-00- ① -0- WT NT PR	29,5W	2700K	900mA	4150 lm	76%
	A309-00- ① -1- WT NT PR	29,5W	3000K	900mA	4500 lm	76%
	A309-00- ① -2- WT NT PR	29,5W	4000K	900mA	4560 lm	76%

		P	CCT	I	Flux	LOR
REC Double Engine	A309-01- ① -0- WT NT PR	2 x 14,7W	2700K	2 x 450mA	2 x 2075 lm	76%
	A309-01- ① -1- WT NT PR	2 x 14,7W	3000K	2 x 450mA	2 x 2250 lm	76%
	A309-01- ① -2- WT NT PR	2 x 14,7W	4000K	2 x 450mA	2 x 2280 lm	76%

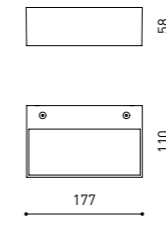
220
240 V~ | IP20 | CRI>90 | L80B10 >60.000h



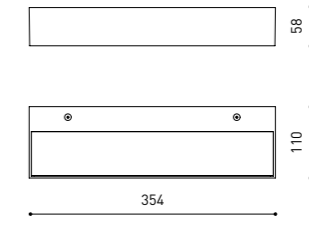
① *OPTIONS

1	No DIM
2	DIM DALI Push

REC DOUBLE MINI



REC DOUBLE



COLOUR | WT | NT | PR

MATERIAL | AL | PMMA


RAL » 392

PR: PRIMER COATING FINISHING
COLOURS MAY AFFECT THE LIGHTING PARAMETERS

» 370




Rec



		P	CCT	I	Flux	LOR
REC	A551-00- 00 -0- WT NT	18,7W	2700K	600mA	2570 lm	51%
Asymmetric Mini	A551-00- 00 -1- WT NT	18,7W	3000K	600mA	2700 lm	51%
	A551-00- 00 -3- WT NT	18,7W	3500K	600mA	2780 lm	51%
	A551-00- 00 -2- WT NT	18,7W	4000K	600mA	2830 lm	51%

220 V~ | 240 | IP20 | CRI>90 | L80B10 >72.000h



		P	CCT	I	Flux	LOR
REC	A552-00- 00 -0- WT NT	39,8W	2700K	400mA	5510 lm	51%
Asymmetric	A552-00- 00 -1- WT NT	39,8W	3000K	400mA	5800 lm	51%
	A552-00- 00 -3- WT NT	39,8W	3500K	400mA	5970 lm	51%
	A552-00- 00 -2- WT NT	39,8W	4000K	400mA	6080 lm	51%

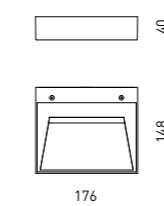
220 V~ | 240 | IP20 | CRI>90 | L80B10 >72.000h



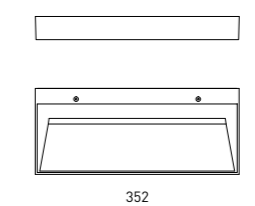
00 *OPTIONS

1	No DIM
2	DIM DALI Push

REC ASYMMETRIC MINI



REC ASYMMETRIC




COLOUR | WT □ | NT ■ |

MATERIAL | AL | PC |

RAL ⓘ » 392

Ⓜ » 370

Rec



		CCT	LOR
REC Micro	A461-00-00- WT NT PR	2700K	79%
	A461-00-01- WT NT PR	3000K	79%
	A461-00-02- WT NT PR	4000K	79%

IP20 | CRI>90 | L80B10 >60.000h
 MacAdam Step 2
 OPTIONS**
 EXCL**
 97°
 97°

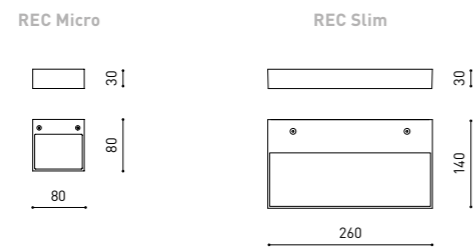
** DRIVER OPTIONS	P	I	CCT	Flux
0434-00-40 1 to 2 Rec Micro	12,8W	700mA	2700K	1465 lm
			3000K	1560 lm
			4000K	1650 lm
0434-01-43 1 to 3 Rec Micro	12,8W	700mA	2700K	1465 lm
			3000K	1560 lm
			4000K	1650 lm
0434-00-46 1 to 2 Rec Micro	12,8W	700mA	2700K	1465 lm
			3000K	1560 lm
			4000K	1650 lm
0434-01-25 1 to 3 Rec Micro	12,8W	700mA	2700K	1465 lm
			3000K	1560 lm
			4000K	1650 lm

220 V~ | DRIVER MUST BE PLACED ON REMOTE
 240 V~ | DIM PHASE CUT & OTHER DIM OPTIONS PLEASE CONSULT

		P	CCT	I	Flux	LOR
REC Slim	A457-00- 00- WT NT PR	27W	2700K	700mA	3700 lm	86%
	A457-00- 01- WT NT PR	27W	3000K	700mA	3800 lm	86%
	A457-00- 02- WT NT PR	27W	4000K	700mA	4000 lm	86%

IP20 | CRI>90 | L80B10 >60.000h
 MacAdam Step 2
 OPTIONS*
 INCL
 97°
 97°

*OPTIONS
1 No DIM
2 DIM DALI
3 DIM Push



COLOUR | WT □ | NT ■ | PR ■ | MATERIAL | AL | PMMA | RAL ⓘ » 392

PR: PRIMER COATING FINISHING COLOURS MAY AFFECT THE LIGHTING PARAMETERS ⓘ » 370

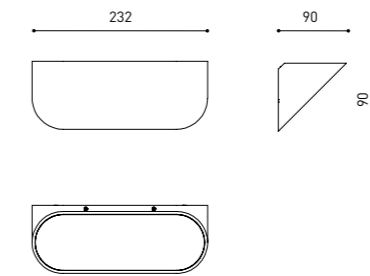
Lip



		P	CCT	I	Flux	LOR
LIP	A288-00- 00- WT NT	24W	2700K	700mA	2970 lm	86%
	A288-00- 01- WT NT	24W	3000K	700mA	3210 lm	86%
	A288-00- 02- WT NT	24W	4000K	700mA	3270 lm	86%

220 V~ | IP20 | CRI>90 | L80B10 >60.000h
 MacAdam Step 2
 OPTIONS*
 INCL

*OPTIONS
0 No DIM
1 DIM DALI Push

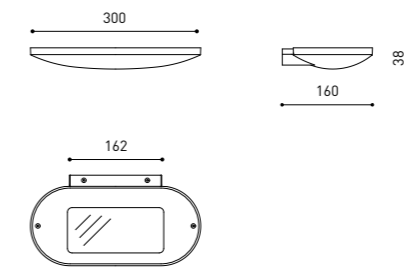


Aurae




		P	CCT	I	Flux	LOR
AURAE 1	A439-01-00- WT NT	13W	2700K	400mA	1850 lm	77%
	A439-01-01- WT NT	13W	3000K	400mA	1900 lm	77%
AURAE 2	A439-02-00- WT NT	23,5W	2700K	700mA	3040 lm	77%
	A439-02-01- WT NT	23,5W	3000K	700mA	3120 lm	77%

220 V~ | IP20 | CRI>90 | L80B10 >60.000h
 MacAdam Step 2
 INCL
 100°



COLOUR | WT □ | NT ■ | MATERIAL | AL | PMMA | RAL ⓘ » 392

COLOURS MAY AFFECT THE LIGHTING PARAMETERS ⓘ » 370



		P	CCT	I	Flux	LOR
RHINO	A351-00-10- WT NT	2W	2700K	700mA	190 lm	90%
	A351-00-11- WT NT	2W	3000K	700mA	205 lm	90%

220 V~ | 240 | IP20 | CRI>90 | L90B10 >102,000h



		CCT	LOR
RHINO w/o Driver	A351-00-00- WT NT	2700K	90%
	A351-00-01- WT NT	3000K	90%

III | IP20 | CRI>90 | L90B10 >102,000h



*DRIVER OPTIONS	P	I	CCT	Flux
0434-00-39 1 to 12 Rhino	1W	350mA	2700K	105 lm
			3000K	115 lm
0434-00-40 1 to 12 Rhino	2W	700mA	2700K	190 lm
			3000K	205 lm
0434-00-41 1 to 11 Rhino	3W	1050mA	2700K	255 lm
			3000K	280 lm
0434-01-23 1 to 20 Rhino	1W	350mA	2700K	105 lm
			3000K	115 lm
0434-01-25 1 to 20 Rhino	2W	700mA	2700K	190 lm
			3000K	205 lm
0434-01-26 1 to 16 Rhino	3W	1050mA	2700K	255 lm
			3000K	280 lm

220 V~ | 240 | DRIVER MUST BE PLACED ON REMOTE

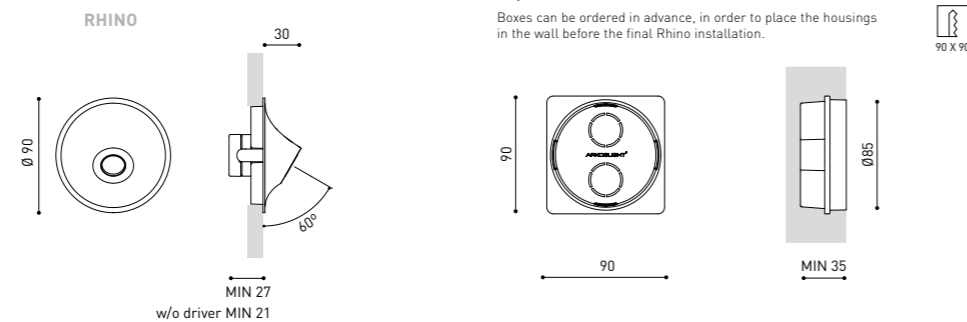
i » 362

OPTIONAL ACCESSORY

RHINO Concrete Box Accessory A351-90-00

Only needed when installed in concrete walls.

Boxes can be ordered in advance, in order to place the housings in the wall before the final Rhino installation.



COLOUR | WT □ | NT ■ | MATERIAL | AL | PC | RAL i » 392

(©) » 370



		P	CCT	I	Flux	LOR
WALLY	A353-00-10- W N	2,1W	2700K	250mA	260 lm	23%
	A353-00-11- W N	2,1W	3000K	250mA	270 lm	23%
	A353-00-12- W N	2,1W	4000K	250mA	290 lm	23%

220 V~ | 240 | IP20 | CRI>90 | L90B10 >55,000h



		CCT	LOR
WALLY w/o Driver	A353-00-00- W N	2700K	23%
	A353-00-01- W N	3000K	23%
	A353-00-02- W N	4000K	23%

III | IP20 | CRI>90 | L90B10 >55,000h



*DRIVER OPTIONS	P	I	CCT	Flux
0434-01-30 1 to 3 Wally	2,1W	250mA	2700K	260 lm
			3000K	270 lm
			4000K	290 lm
0486-04-35 1 Wally	3W	350mA	2700K	350 lm
			3000K	360 lm
			4000K	390 lm
0434-00-39 ** 1 to 4 Wally	3W	350mA	2700K	350 lm
			3000K	360 lm
			4000K	390 lm
0434-01-29 ** 1 to 3 Wally	2,1W	250mA	2700K	260 lm
			3000K	270 lm
			4000K	290 lm
0434-00-79 ** 1 to 4 Wally	3W	350mA	2700K	350 lm
			3000K	360 lm
			4000K	390 lm

220 V~ | 240 | **DRIVER MUST BE PLACED ON REMOTE

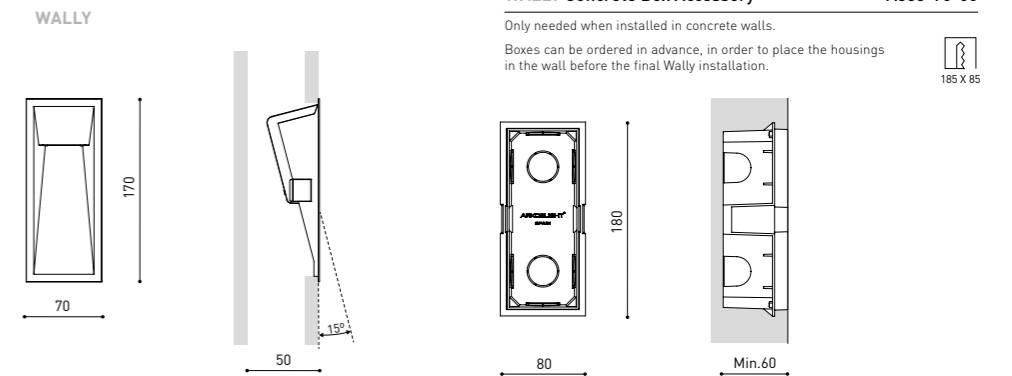
i » 362

OPTIONAL ACCESSORY

WALLY Concrete Box Accessory A353-90-00

Only needed when installed in concrete walls.

Boxes can be ordered in advance, in order to place the housings in the wall before the final Wally installation.



COLOUR | W □ | N ■ | MATERIAL | AL | PC | RAL i » 392

COLOURS MAY AFFECT THE LIGHTING PARAMETERS

(©) » 370

TABLE & FLOOR



Yoru ²¹⁰ / Yoru Big ²¹¹ / Standup ²¹⁴ / Up ²¹⁷

Yoru

Rubén Saldaña



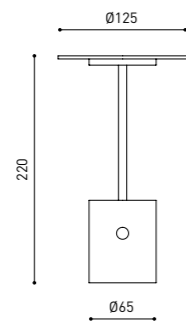
	P	CCT	Flux	LOR
YORU A456-00-00- WT NT PG LG SP OX	2,6W	2700K	400 lm	84%

IP20 | CRI>90 | L80B10 >60.000h



ACCESSORY

Universal USB Charger 0434-01-65



COLOUR | WT □ | NT ■ | PG ■ | LG ■ | SP ■ | OX ■ | MATERIAL | AL | PC | RAL ⓘ » 392

COLOURS MAY AFFECT THE LIGHTING PARAMETERS



Casa de la Llar, Valencia (Spain) | HEBRA | Photo: David Zarzoso



Yoru Big

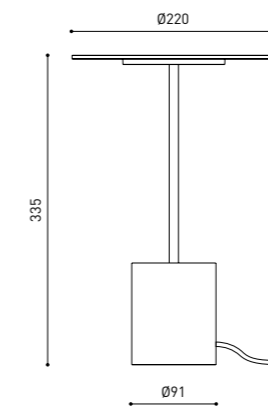
Rubén Saldaña

Extended Family / Yoru Spike_336



		P	CCT	V	Flux	LOR
YORU BIG	A520-00-00- WT NT	5W	2700K	24V	600 lm	87%

220
240 V~ | IP20 | CRI>90 | L80B10 >40.000h



COLOUR | WT | NT |

MATERIAL | AL | PMMA |

RAL » 392

COLOURS MAY AFFECT THE LIGHTING PARAMETERS

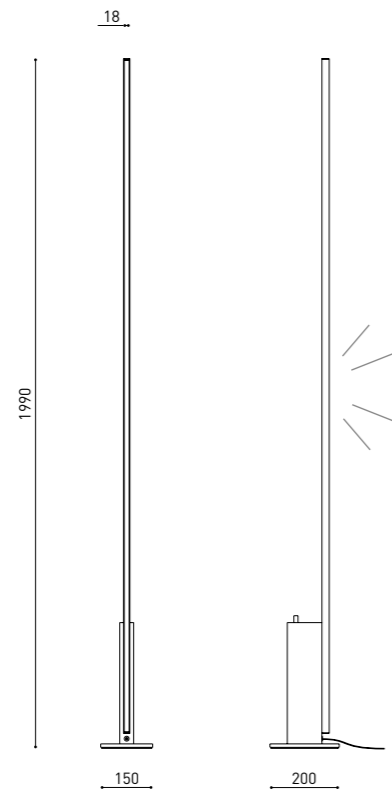

Standup

Christophe Mathieu



		P	CCT	I	Flux	LOR
STANDUP	A494-00-00- NT WT	27W	2700K	1050mA	4210 lm	66%
	A494-00-01- NT WT	27W	3000K	1050mA	4320 lm	66%

220 V~ | IP20 | CRI>90 | L80B10 >60.000h



COLOUR | NT ■ | WT □ |

MATERIAL | AL | PC |

RAL » 392

COLOURS MAY AFFECT THE LIGHTING PARAMETERS





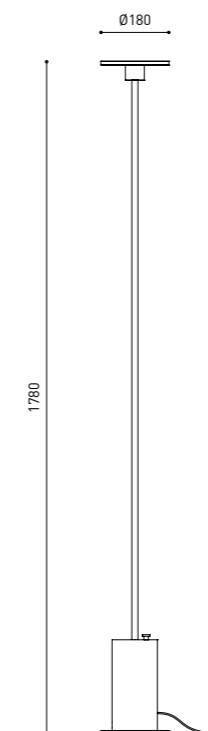
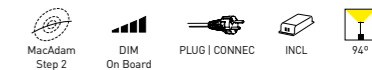
Up

Rubén Saldaña



		P	CCT	I	Flux	LOR
UP	A402-00-00- WT NT	30W	2700K	900mA	3725 lm	76%
	A402-00-01- WT NT	30W	3000K	900mA	3875 lm	76%

220
240 V~ | IP20 | CRI>90 | L90B10
>55.000h



FLOOR

COLOUR | WT | NT |

MATERIAL | AL | FE |

RAL » 392



Bulthaup, Sant Cugat (Spain) | Francesc Rifé Studio | Photo: Montse Capdevila

TRACK LIGHTS

Minimal Track ²²⁰ / Track 48V ²³⁴ /
Track 1L ²⁷⁰ / Track 3L ²⁷⁶



Minimal Track

Rubén Saldaña

01 / **Line Micro**

- Line Micro 250 24V
- Line Micro 500 24V
- Line Micro 1000 24V

02 / **Black Foster Micro**

- Black Foster Micro 24V 5
- Black Foster Micro 24V Surface 5

03 / **Top Micro**

04 / **iO Micro**

05 / **Six XS**

06 / **Alaska**

07 / **Fit**

- Fit 20 24V
- Fit 27 24V

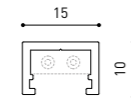
08 / **Micro Shaper**

09 / **Plus Micro**

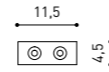
10 / **Stick 22**

TRACK

Minimal Track



MINIMAL TRACK 24V Profile 2m A384-02-00- | N | WT |

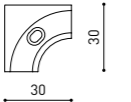


MINIMAL TRACK 24V Rubber Cable n x 1m A384-00-01- | N |

n = Total length of System.

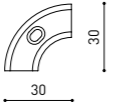
24 V | Max. 4A

MINIMAL TRACK 24V Corner 90° 1 Plane A384-00-02- | N | WT |



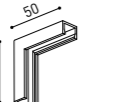
Cable length = 35mm.

MINIMAL TRACK 24V Corner 90° 1 Plane Rounded A384-00-03- | N | WT |



Cable length = 35mm.

MINIMAL TRACK 24V Corner 90° 2 Planes A384-00-04- | N | WT |

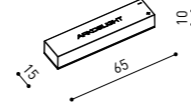


Cable length = 100mm.

MINIMAL TRACK 24V End Cap A384-00-05- | N | WT |



MINIMAL TRACK 24V Connection Box A384-00-06- | N | WT |



	P	V	D (A x B x C)	
MINIMAL TRACK 24V Power Supply Box	A384-00-07- NT WT	40W	24V	280 x 30 x 24mm
	A384-00-08- NT WT	100W	24V	280 x 30 x 24mm

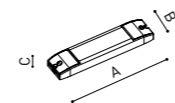
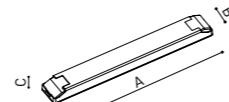
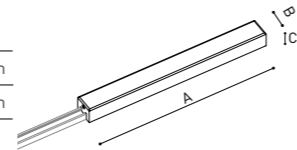
220 V~ | 240 V~ | Included ON/OFF 24Vdc Power Supply.

	P	V	D (A x B x C)	
MINIMAL TRACK 24V Remote Power Supply	0434-01-37	60W	24V	180 x 52 x 30mm
	0433-10-22	100W	24V	295 x 43 x 30mm

220 V~ | 240 V~ | NO DIM | i » 362

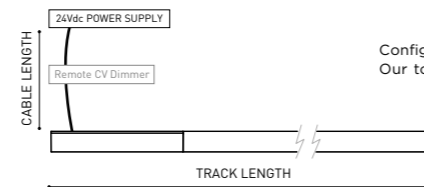
	P	V	D (A x B x C)	
MINIMAL TRACK 24V Remote Constant Voltage Dimmer	0433-01-32	DALI / Push	24V	181 x 42 x 20mm
	0433-01-35	CASAMBI	24V	72,6 x 30 x 18mm

24 V | OTHER DIM OPTIONS PLEASE CONSULT | (()) » 370

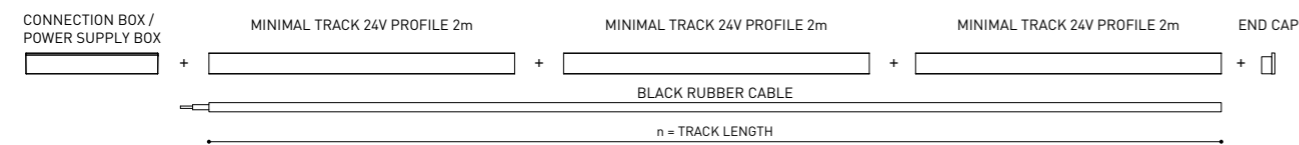


DROP VOLTAGE TABLE

POWER [W]	CABLE SECTION [mm ²]	CABLE LENGTH (m)			
		<5	<10	<20	<30
40	0,75	30	30	30	30
	1,5	30	30	30	30
60	0,75	30	30	20	10
	1,5	30	30	30	20
100	0,75	20	10	X	X
	1,5	20	20	10	X

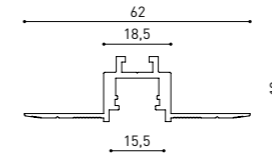


PRODUCT CONFIGURATOR
Configure your own custom product layout. Our tool will calculate the required drivers and accessories.



COLOUR | N ■ | NT ■ | WT □ |

RAL (i) » 392



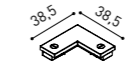
MINIMAL TRACK 24V Trimless Profile 2m A467-02-00- | N |

MINIMAL TRACK 24V Trimless Corner 90° 1 Plane A467-00-02- | N |

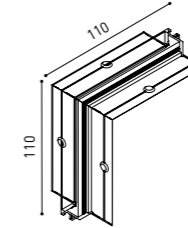


Cable length = 140mm.

MINIMAL TRACK 24V Trimless Corner 90° 1 Plane Connector A467-00-03- | N |



MINIMAL TRACK 24V Trimless Corner 90° 2 Planes A467-00-04- | N |



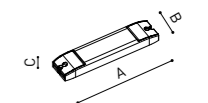
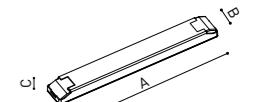
Cable length = 200mm.

	P	V	D (A x B x C)	
MINIMAL TRACK 24V Remote Power Supply	0434-01-37	60W	24V	180 x 52 x 30mm
	0433-10-22	100W	24V	295 x 43 x 30mm

220 V~ | 240 V~ | NO DIM | i » 362

	P	V	D (A x B x C)	
MINIMAL TRACK 24V Remote Constant Voltage Dimmer	0433-01-32	DALI / Push	24V	181 x 42 x 20mm
	0433-01-35	CASAMBI	24V	72,6 x 30 x 18mm

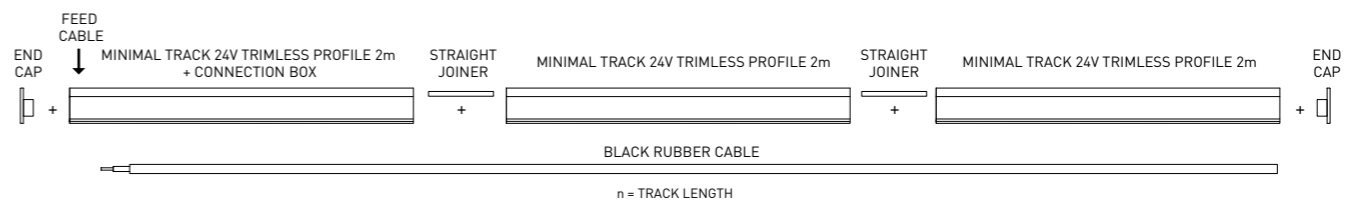
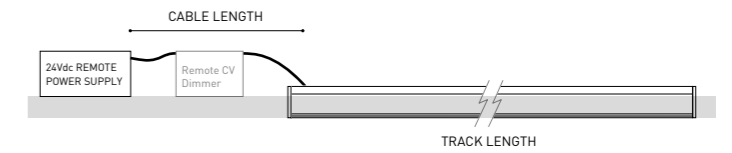
24 V | OTHER DIM OPTIONS PLEASE CONSULT | (()) » 370



DROP VOLTAGE TABLE

POWER [W]	CABLE SECTION [mm ²]	CABLE LENGTH (m)			
		<5	<10	<20	<30
60	0,75	30	30	20	10
	1,5	30	30	30	20
100	0,75	20	10	X	X
	1,5	20	20	10	X

Reduce 5 meters per each 'Corner 90° 1 Plane CONNECTOR' used.



COLOUR | N ■ |

RAL (i) » 392

Minimal Track



PRODUCT CONFIGURATOR

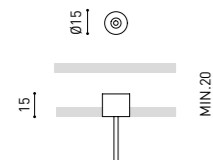
Configure your own custom product layout. Our tool will calculate the required drivers and accessories.

OPTIONAL ACCESSORIES

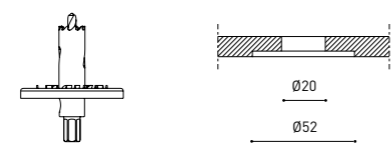
WIRE TRIMLESS Accessories

Coaxial Trimless A023-00-03- | W | N |



FASTENERS NOT AVAILABLE.



TRIMLESS TOOL D20 X D52mm A478-00-01



COAXIAL TRIMLESS



MINIMAL TRACK 24V Suspension

Profile 2m

A384-02-00- | N | WT |

Profile 2m Initial feed kit

A400-02-10- | N | WT |

Profile 2m Middle feed kit*

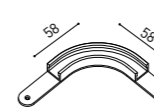
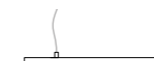
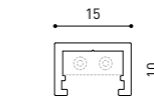
A400-02-20- | N | WT |

* Unidirectional Middle Feed.

MINIMAL TRACK 24V Suspension Corner 90°

A400-00-03- | N | WT |

Cable length = 85mm.



MINIMAL TRACK 24V Suspension

Rubber Cable n x 1m

A400-00-01- | N |

n = Total length of System.

24 V | Max. 4A

MINIMAL TRACK 24V Suspension Straight Joiner

A400-00-02- | N | WT |

MINIMAL TRACK 24V Suspension Kit

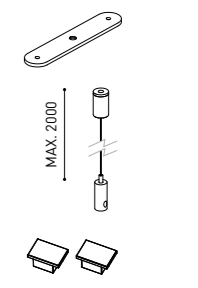
A400-02-04- | N | WT |

Max distance between suspension kits = 100 cm.

MINIMAL TRACK 24V Suspension End Caps

A400-00-05- | N | WT |

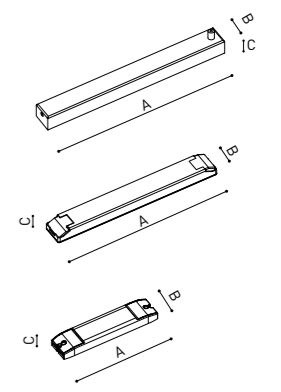
Two End Caps Included.



	P	V	D (A x B x C)
MINIMAL TRACK 24V Suspension Power Supply Box			
A400-00-06- NT WT	40W	24V	280 x 30 x 36mm
A400-00-07- NT WT	100W	24V	280 x 30 x 36mm
220-240 V~ Included ON/OFF 24Vdc Power Supply.			
MINIMAL TRACK 24V Remote Power Supply			
0434-01-37	60W	24V	180 x 52 x 30mm
0433-10-22	100W	24V	295 x 43 x 30mm
220-240 V~			ⓘ » 362
MINIMAL TRACK 24V Remote Constant Voltage Dimmer			
0433-01-32	DALI / Push	24V	181 x 42 x 20mm
0433-01-35	CASAMBI	24V	72,6 x 30 x 18mm

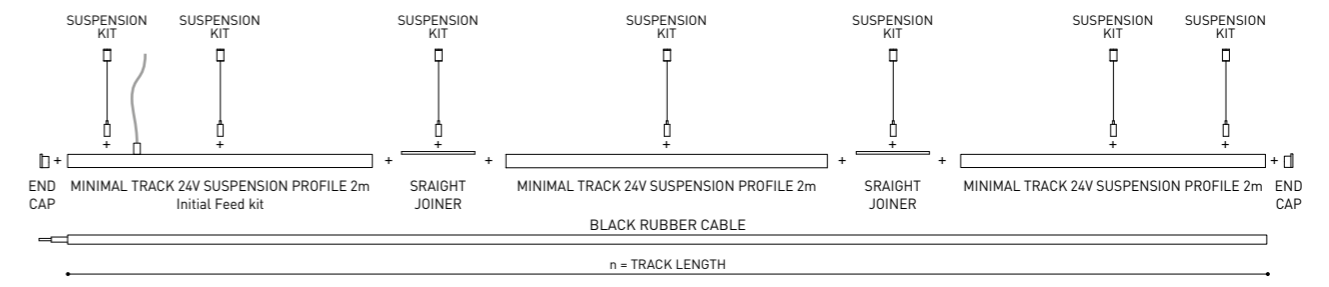
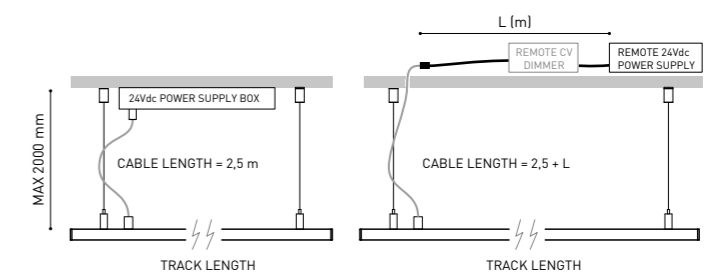
24 V | OTHER DIM OPTIONS PLEASE CONSULT

ⓘ » 370



DROP VOLTAGE TABLE

POWER [W]	CABLE SECTION [mm²]	CABLE LENGTH (m)			
		<5	<10	<20	<30
40	0,75	30	30	30	30
	1,5	30	30	30	30
60	0,75	30	30	20	10
	1,5	30	30	30	20
100	0,75	20	10	X	X
	1,5	20	20	10	X



COLOUR | N ■ | NT ■ | WT □ |

RAL ⓘ » 392

Black Foster Micro 24V

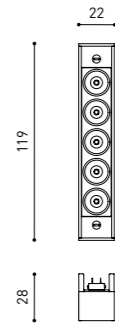


Extended Family / Black Foster_10 / Black Foster Surface_117 / Black Foster Suspension_189 / Black Foster 48V_259 / Black Foster Custom System_300



		P	CCT	Flux	LOR
BLACK FOSTER Micro 24V 5	A415-20-10- N	7W	2700K	775 lm	87%
	A415-20-11- N	7W	3000K	800 lm	87%
	A415-20-13- N	7W	3500K	825 lm	87%
	A415-20-12- N	7W	4000K	850 lm	87%

24 V | III | IP20 | CRI>90 | L90B10 >60.000h

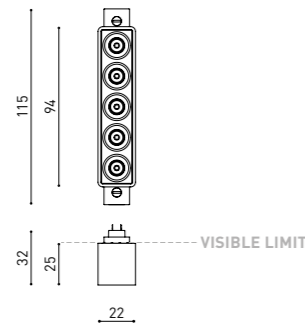


BLACK FOSTER MICRO 24V 5 NOT VALID FOR MINIMAL TRACK 24V TRIMLESS



		P	CCT	Flux	LOR
BLACK FOSTER Micro 24V Surface 5	A468-20-10- NT WT	7W	2700K	775 lm	87%
	A468-20-11- NT WT	7W	3000K	800 lm	87%
	A468-20-13- NT WT	7W	3500K	825 lm	87%
	A468-20-12- NT WT	7W	4000K	850 lm	87%

24 V | III | IP20 | CRI>90 | L90B10 >60.000h



FINISHING	Body	Lampshade
NT	NT ■ N ■	
WT	WT □ N ■	

BLACK FOSTER MICRO 24V SURFACE 5 RECOMMENDED FOR MINIMAL TRACK 24V TRIMLESS ONLY

COLOUR | N ■ | MATERIAL | AL | ABS+PC | RAL ⓘ » 392

COLOUR | NT ■ | WT □ | MATERIAL | AL | ABS+PC | ⓘ » 370

Alaska 24V

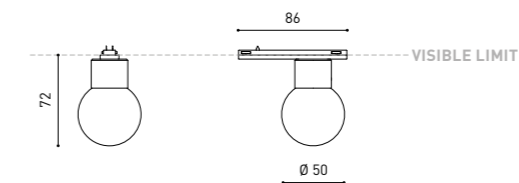
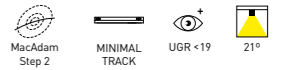


Extended Family / Alaska Trimless_74 / Alaska_174 / Alaska Fancy Shape_294



		P	CCT	Flux	LOR
ALASKA 24V	A385-00-00- N	3,5W	2700K	390 lm	30%
	A385-00-01- N	3,5W	3000K	410 lm	30%

24 V | III | IP20 | CRI>90 | L90B10 >55.000h



Top Micro 24V

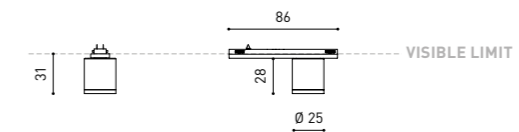


Extended Family / Magnetic 24V Top Micro_102 / Top Surface_126 / Top 48V_264 / Top Fancy Shape_292



		P	CCT	BEAM	Flux	LOR
TOP Micro 24V	A383-00-10- WT NT	2,1W	2700K	19°	190 lm	90%
	A383-00-11- WT NT	2,1W	3000K	19°	210 lm	90%
	A383-00-20- WT NT	2,1W	2700K	38°	190 lm	92%
	A383-00-21- WT NT	2,1W	3000K	38°	210 lm	92%

24 V | III | IP20 | CRI>90 | L90B10 >102.000h



COLOUR | N ■ | MATERIAL | AL | OPTICAL GLASS | RAL ⓘ » 392

COLOUR | WT □ | NT ■ | MATERIAL | AL | PC | ⓘ » 370

MINIMAL TRACK Plus Micro 24V

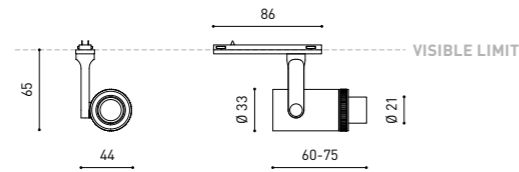


Extended Family / Magnetic 24V Plus Micro_102 / Plus Recessed_109 / Plus 48V_255 / Plus Mini 1L_275 / Plus_284



		P	CCT	BEAM	Flux	LOR
PLUS Micro 24V	A388-00-00- WT NT	4,7W	2700K	10°-35°	530 lm	10-17%
	A388-00-01- WT NT	4,7W	3000K	10°-35°	550 lm	10-17%
	A388-00-02- WT NT	4,7W	4000K	10°-35°	590 lm	10-17%

24 V | III | IP20 | CRI>90 | L90B10 >60.000h



MINIMAL TRACK Six XS 24V

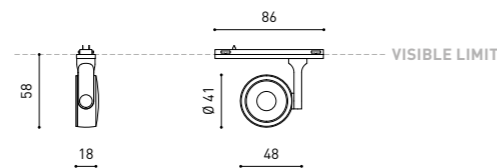


Extended Family / Magnetic 24V Six XS_102 / Six Recessed_106 / Six 48V_246 / Six_280



		P	CCT	BEAM	Flux	LOR
SIX XS 24V	A389-00-10- WT NT	3,5W	2700K	17°	400 lm	90%
	A389-00-11- WT NT	3,5W	3000K	17°	420 lm	90%
	A389-00-12- WT NT	3,5W	4000K	17°	450 lm	90%
	A389-00-20- WT NT	3,5W	2700K	23°	400 lm	86%
	A389-00-21- WT NT	3,5W	3000K	23°	420 lm	86%
	A389-00-22- WT NT	3,5W	4000K	23°	450 lm	86%
	A389-00-30- WT NT	3,5W	2700K	34°	400 lm	88%
	A389-00-31- WT NT	3,5W	3000K	34°	420 lm	88%
	A389-00-32- WT NT	3,5W	4000K	34°	450 lm	88%

24 V | III | IP20 | CRI>90 | L90B10 >55.000h



OPTIONAL

SIX High Chromatic LED ⓘ » 361

NOT SOLD SEPARATELY | AFFECTS THE LIGHTING PARAMETERS


COLOUR | WT □ | NT ■ | MATERIAL | AL | OPTICAL PMMA | RAL ⓘ » 392

COLOUR | WT □ | NT ■ | MATERIAL | AL | PC | ⓘ » 370

MINIMAL TRACK Line Micro 24V




Extended Family / Line Suspension_192 / Line 48V_261



LINE MICRO 24V NOT VALID FOR MINIMAL TRACK 24V TRIMLESS | COLOURS MAY AFFECT THE LIGHTING PARAMETERS

		P	CCT	Flux	LOR
LINE Micro 250 24V	A395-00-00- N WT	2W	2700K	330 lm	70%
	A395-00-01- N WT	2W	3000K	340 lm	70%
LINE Micro 500 24V	A395-10-00- N WT	5W	2700K	820 lm	70%
	A395-10-01- N WT	5W	3000K	840 lm	70%
LINE Micro 1000 24V	A395-20-00- N WT	9W	2700K	1430 lm	70%
	A395-20-01- N WT	9W	3000K	1500 lm	70%

24 V | III | IP20 | CRI>90 | L80B10 >60.000h



MINIMAL TRACK iO Micro 24V

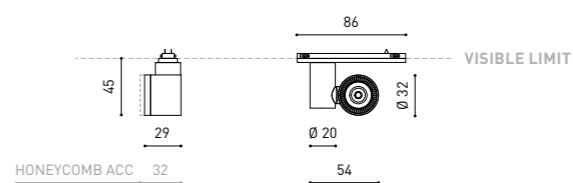


Extended Family / Magnetic 24V iO Micro_100 / iO Surface_138 / iO 48V_256 / iO_274



		P	CCT	BEAM	Flux	LOR
iO Micro 24V	A387-00-10- WT NT	4,7W	2700K	20°	530 lm	83%
	A387-00-11- WT NT	4,7W	3000K	20°	550 lm	83%
	A387-00-12- WT NT	4,7W	4000K	20°	590 lm	83%
	A387-00-20- WT NT	4,7W	2700K	40°	530 lm	84%
	A387-00-21- WT NT	4,7W	3000K	40°	550 lm	84%
	A387-00-22- WT NT	4,7W	4000K	40°	590 lm	84%
	A387-00-30- WT NT	4,7W	2700K	54°	530 lm	85%
	A387-00-31- WT NT	4,7W	3000K	54°	550 lm	85%
	A387-00-32- WT NT	4,7W	4000K	54°	590 lm	85%

24 V | III | IP20 | CRI>90 | L90B10 >60.000h



OPTIONAL ACCESSORIES

NOT SOLD SEPARATELY | AFFECTS THE LIGHTING PARAMETERS

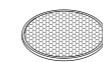
iO Micro 24V Beam Mixer Diffuser
A387-00-00



iO Micro 24V Anti-glare

Honeycomb Louver

A387-00-01- | WT | NT |



COLOUR | N ■ | WT □ | MATERIAL | AL | PC | RAL ⓘ » 392

COLOUR | WT □ | NT ■ | MATERIAL | AL | PC | ⓘ » 370



		P	CCT	Flux
FIT 20 24V	A386-00- 0 -0- WT NT G	2,1W	2700K	127 lm
	A386-00- 0 -1- WT NT G	2,1W	3000K	150 lm
	A386-00- 0 -3- WT NT G	2,1W	3500K	160 lm

24 V | III IP20 | CRI>90 | L90B10 >50.000h



○	BEAM	LOR
1	12°	87%
2	30°	88%
3	54°	81%



		P	CCT	Flux
FIT 27 24V 1	A399-00- 0 -0- WT NT G	4,5W	2700K	440 lm
	A399-00- 0 -1- WT NT G	4,5W	3000K	470 lm
	A399-00- 0 -3- WT NT G	4,5W	3500K	470 lm
FIT 27 24V 2	A399-10- 0 -0- WT NT G	5,5W	2700K	520 lm
	A399-10- 0 -1- WT NT G	5,5W	3000K	560 lm
	A399-10- 0 -3- WT NT G	5,5W	3500K	560 lm

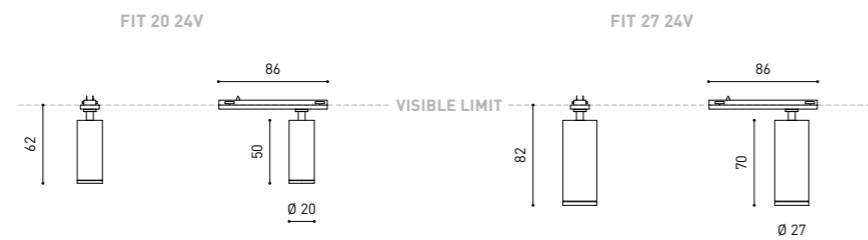
24 V | III IP20 | CRI>90 | L90B10 >108.000h



○	BEAM	LOR
1	18°	84%
2	31°	82%
3	42°	84%

OPTIONAL ACCESSORY
FIT 27 Anti-glare Honeycomb Louver A399-00-00

NOT SOLD SEPARATELY | AFFECT THE LIGHTING PARAMETERS



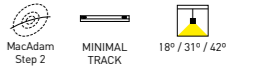
COLOUR | WT □ | NT ■ | G ■ | MATERIAL | AL | PC | RAL ⓘ » 392

» 370



		P	CCT	Beam	Flux	LOR
STICK 22 24V	A410-01-10- WT NT	4,5W	2700K	18°	440 lm	84%
	A410-01-11- WT NT	4,5W	3000K	18°	470 lm	84%
	A410-01-20- WT NT	4,5W	2700K	31°	440 lm	82%
	A410-01-21- WT NT	4,5W	3000K	31°	470 lm	82%
	A410-01-30- WT NT	4,5W	2700K	42°	440 lm	84%
	A410-01-31- WT NT	4,5W	3000K	42°	470 lm	84%

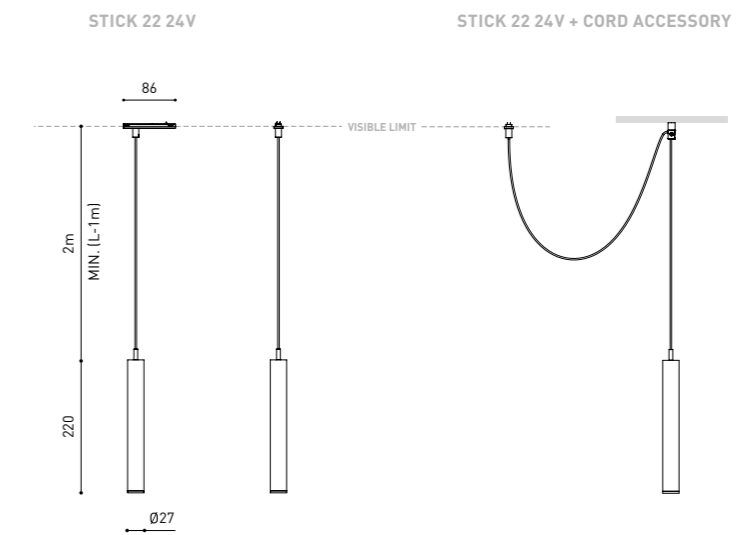
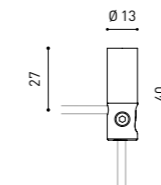
24 V | III IP20 | CRI>90 | L90B10 >108.000h



OPTIONAL ACCESSORY

CORD Accessory

0223-00-00- | N |



COLOUR | WT □ | NT ■ | N ■ | MATERIAL | AL | ABS+PC | RAL ⓘ » 392

» 370



MINIMAL TRACK
Micro Shaper 24V

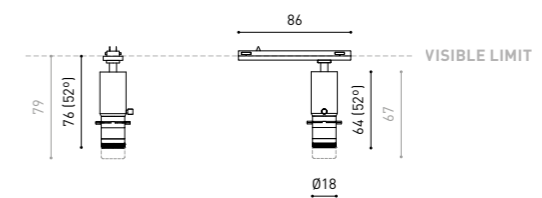


Extended Family / Magnetic 24V Micro Shaper_104



		P	CCT	Beam	Flux	LOR
MICRO SHAPER 24V	A544-00-00- N	2,2W	2700K	18°-34°	190 lm	19-27%
	A544-00-01- N	2,2W	3000K	18°-34°	210 lm	19-27%
	A544-00-02- N	2,2W	4000K	18°-34°	250 lm	19-27%
	A544-00-10- N	2,2W	2700K	52°	190 lm	29%
	A544-00-11- N	2,2W	3000K	52°	210 lm	29%
	A544-00-12- N	2,2W	4000K	52°	250 lm	29%

24 V | III | IP20 | CRI>90 | L90B10 >102.000h



COLOUR | N ■ | MATERIAL | AL | OPTICAL GLASS |

RAL ⓘ » 392

OTHER CCT & DIM OPTIONS PLEASE CONSULT

Ⓜ » 370

01 02 03 04 05 06 07 08 09 10 11 12 13 14 15 16 17



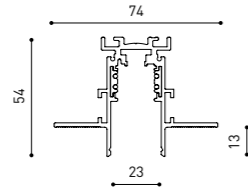

Track 48V

Rubén Saldaña

- 01 / **Line**
 - Line 500 48V
 - Line 1000 48V
 - Line 2000 48V
- 02 / **Black Foster Micro 48V**
- 03 / **Black Foster Tilt 5 48V**
- 04 / **Wiz 48V**
- 05 / **Flip 48V**
- 06 / **Puck S 48V**
- 07 / **Top**
 - Top Mini 48V
 - Top 48V
- 08 / **iO 48V**
- 09 / **Fit**
 - Fit 20 48V
 - Fit 20 48V Double
 - Fit 27 48V
 - Fit 27 48V Double
 - Fit 35 48V
 - Fit 35 48V Double
 - Fit 50 48V

- 10 / **Coco**
 - Coco 48V
 - Coco Shaper 48V
 - Coco M 48V
- 11 / **Plus**
 - Plus Mini 48V
 - Plus 48V
- 12 / **Six**
 - SIX XS 48V
 - SIX XS 48V Double
 - SIX S 48V
 - SIX M 48V
 - SIX L 48V
- 13 / **Zen Tube 48V**
- 14 / **Spin 48V**
- 15 / **Holly 48V**
- 16 / **Stick**
 - Stick 22 48V
 - Stick 44 48V
 - Stick 66 48V
- 17 / **Dune 35 48V**

Track 48V



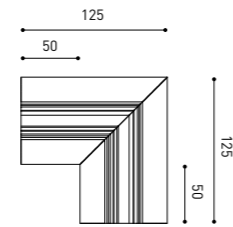
TRACK 48V TRIMLESS

TRACK 48V TRIMLESS 1m	A338-01-00- N WT
TRACK 48V TRIMLESS 2m	A338-02-00- N WT
TRACK 48V TRIMLESS 3m	A338-03-00- N WT
TRACK 48V TRIMLESS Corner 90° One Plane	A338-06-00- N WT
TRACK 48V TRIMLESS Corner 90° Two Planes	A338-07-00- N WT

PLASTERBOARD CEILING, MANDATORY THICKNESS 12,5mm.
RECOMMENDED FOR INSTALLATIONS WHERE THE PROFILE CAN BE
INSTALLED BEFORE THE FALSE PLASTERBOARD CEILING.

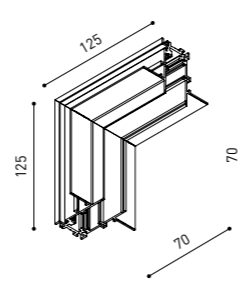


TRACK 48V TRIMLESS Corner 90° One Plane

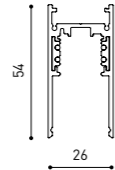



Electrical connection not included

TRACK 48V TRIMLESS Corner 90° Two Planes



Electrical connection not included

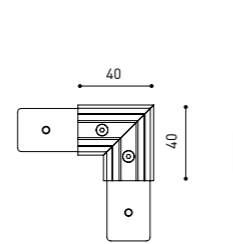


TRACK 48V SURFACE

TRACK 48V SURFACE 1m	A338-11-00- NT WT
TRACK 48V SURFACE 2m	A338-12-00- NT WT
TRACK 48V SURFACE 3m	A338-13-00- NT WT
TRACK 48V SURFACE Corner 90° One Plane	A338-14-00- NT WT
TRACK 48V SURFACE T-Joint	A338-15-00- NT
TRACK 48V SURFACE X-Joint	A338-16-00- NT

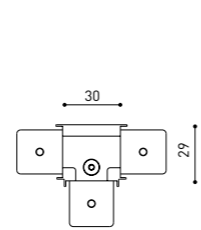


TRACK 48V SURFACE Corner 90° One Plane

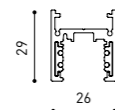
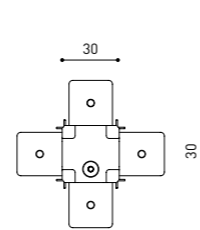


Electrical connection not included
Straight joiner included

T-Joint



X-Joint

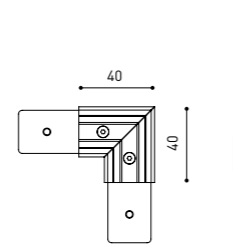


TRACK 48V SURFACE SHORT

TRACK 48V SURFACE SHORT 1m	A338-21-00- NT WT
TRACK 48V SURFACE SHORT 2m	A338-22-00- NT WT
TRACK 48V SURFACE SHORT 3m	A338-23-00- NT WT
TRACK 48V SURFACE SHORT Corner 90° One Plane	A338-24-00- NT WT
TRACK 48V SURFACE SHORT T-Joint	A338-25-00- NT
TRACK 48V SURFACE SHORT X-Joint	A338-26-00- NT

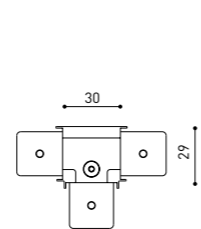


TRACK 48V SURFACE SHORT Corner 90° One Plane

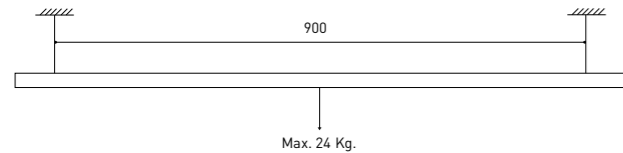
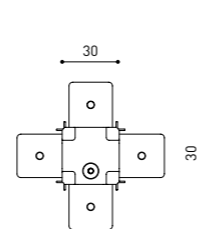


Electrical connection not included
Straight joiner included

T-Joint



X-Joint



PRODUCT CONFIGURATOR
Configure your own custom
product layout. Our tool will
calculate the required drivers
and accessories.

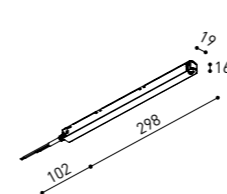
CONSTANT VOLTAGE LED POWER SUPPLY

	P	V	D [A x B x C]
0434-01-61* N W	100W	48V	298 x 19 x 16mm
0434-01-69* N W	250W	48V	268 x 22 x 40mm
0434-01-62	150W	48V	350 x 30 x 18mm
0434-01-80	250W	48V	400 x 40 x 22mm

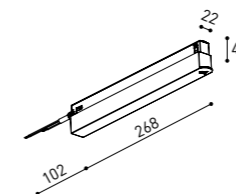
220 V~ | 240 V~ | *To be installed inside the track. ⓘ » 362

DROP VOLTAGE TABLE

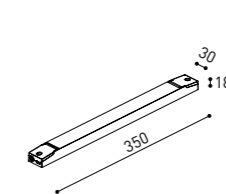
POWER [W]	CABLE SECTION [mm²]	CABLE LENGTH [m]			
		5	10	20	30
100	0,75	50	50	X	X
	1,5	50	50	40	25
150	0,75	40	15	X	X
	1,5	50	40	20	X
250	0,75	20	X	X	X
	1,5	35	20	X	X



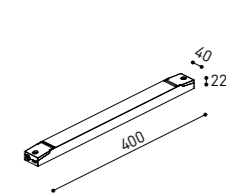
0434-01-61*



0434-01-69*
Not recommended for
track 48V surface short

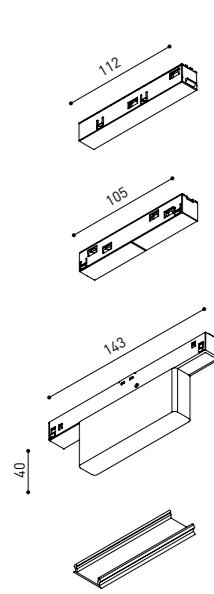


0434-01-62



0434-01-80

ALL 48V TRACKS

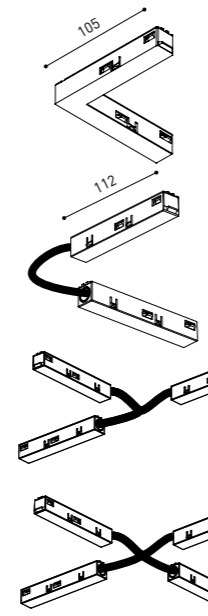


Live-End Connector 48V
A338-00-01- | N | W |

Central Connector 48V
A338-00-02- | N | W |

Wireless Control 48V
0434-01-31- | N | W | Casambi

Cover Gap 1m 48V
A338-00-30- | N | W |



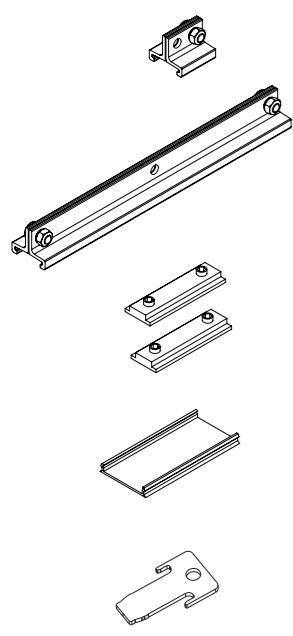
Corner 90° Connector One Plane 48V
A338-00-24- | N | W |
*Not suitable for trimless version

L-Joint Connector 48V
A338-00-12- | N | W |

T-Joint Connector 48V
A450-00-07- | N |

X-Joint Connector 48V
A450-00-08- | N |

TRIMLESS 48V



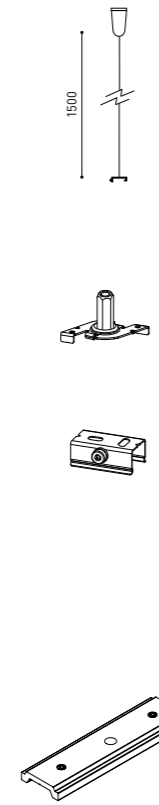
Trimless Short T-Bracket 48V
A338-00-03

Trimless Long T-Bracket 48V
A338-00-04

Trimless Straight Joiners (2 units) 48V
A338-00-05- | N | WT |

Trimless Plaster Installation Guard 1m 48V
A338-00-21
Recommended for installation

Fixing Template for Track 48V Trimless
A338-00-31
Recommended for installation



Trimless Suspension Kit 48V
A338-00-08
*See accessories quantities

*** SUGGESTED MOUNTING ACCESSORIES QUANTITIES**
1000mm - 2 Pcs.
2000mm - 2 Pcs.
3000mm - 3 Pcs.

Trimless Clamp for M6 ROD 48V
A338-00-09
*See accessories quantities

Trimless Track Clamp 48V
A338-00-10
*See accessories quantities

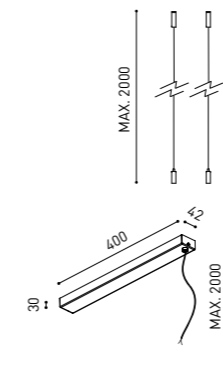
**SURFACE, SUSPENSION,
SURFACE SHORT &
SUSPENSION SHORT 48V**

Surface Straight Joiner 48V
A338-00-11

COLOUR | N ■ | W □ | NT ■ | WT □ |

RAL ⓘ » 392

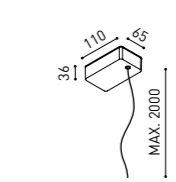
SUSPENSION & SUSPENSION SHORT 48V



SURFACE Suspension Kit (2 units) 48V
A338-00-15- | NT | WT |

Wired Power Supply Case 48V
A338-00-25- | NT | WT | 150W NO DIM
A338-00-26- | NT | WT | 150W DIM

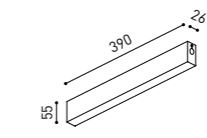
220 V~
240 V~
INCL



Surface Suspension Feed Kit 48V
A338-00-16- | N | W | NO DIM
A338-00-17- | N | W | DIM
*For remote power supply

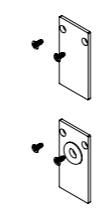
A338-00-27- | N | W | NO DIM
A338-00-28- | N | W | DIM
*For power supply inside the track

SURFACE &
SURFACE SHORT 48V



Power Supply Case 48V
A338-00-29- | NT | WT | 150W
220 V~
240 V~
INCL
*To be installed aside 48V Surface Tracks

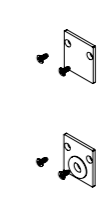
TRIMLESS, SURFACE &
SUSPENSION 48V



End 48V
A338-00-06- | NT | WT |

End Feed 48V
A338-00-07- | NT | WT |

SURFACE SHORT &
SUSPENSION SHORT 48V




Short End 48V
A338-00-18- | NT | WT |

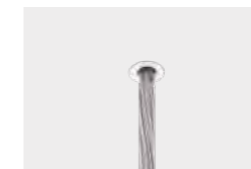
Short End Feed 48V
A338-00-19- | NT | WT |

WIRE TRIMLESS ACCESSORIES


MAINS TRIMLESS



MAINS THICK TRIMLESS



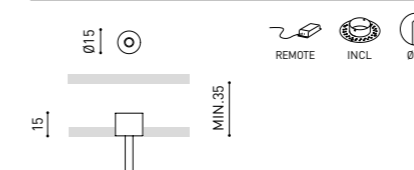
STEEL CABLE TRIMLESS



FEED

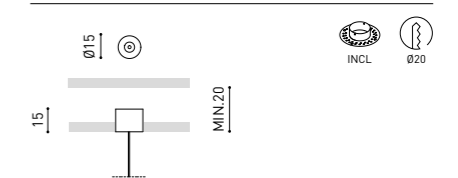
Mains Trimless*
A023-00-01- | W | N | NO DIM

Mains Thick Trimless*
A023-00-02- | W | N | DIM

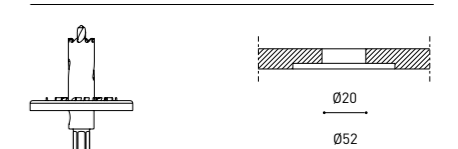


FASTENING

Steel Cable Trimless*
A023-00-05- | W | N |



TRIMLESS TOOL D20 X D52mm A478-00-01



COLOUR | N ■ | W □ | NT ■ | WT □ |

RAL ⓘ » 392

* AS MANY PIECES AS NEEDED ACCORDING TO YOUR PRODUCT



		P	CCT	Flux	LOR	L
TRACK 48V + IND. LIGHT 1400	A466-01-20- NT WT	18,3W	2700K	2320lm	70%	1402mm
	A466-01-21- NT WT	18,3W	3000K	2380lm	70%	1402mm
	A466-01-22- NT WT	18,3W	4000K	2585lm	70%	1402mm
TRACK 48V + IND. LIGHT 2800	A466-02-20- NT WT	39,2W	2700K	5210lm	70%	2802mm
	A466-02-21- NT WT	39,2W	3000K	5360lm	70%	2802mm
	A466-02-22- NT WT	39,2W	4000K	5820lm	70%	2802mm

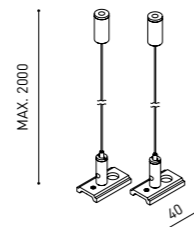
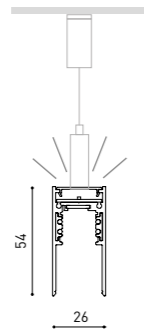
48V | III | IP20 | CRI>90 | L90B5 >50.000h



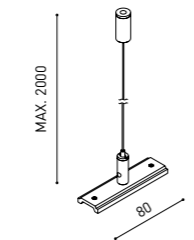
PRODUCT CONFIGURATOR
Configure your own custom product layout. Our tool will calculate the required drivers and accessories.



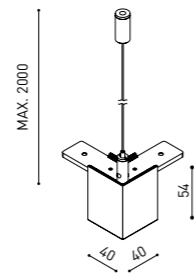
TRACK 48V + INDIRECT LIGHT
1400 / 2800



Indirect Light Suspension kit 48V (2 units)
A466-00-03- | NT | WT |



Suspension straight joiner kit 48V
A466-00-04- | NT | WT |



Suspension 90° Corner joiner kit 48V
A466-00-05- | NT | WT |

*Electrical connection not included.

CONSTANT VOLTAGE
LED POWER SUPPLY

	P	V	D (A x B x C)
0434-01-61* N W	100W	48V	298 x 19 x 16mm
0434-01-69* N W	250W	48V	268 x 22 x 44mm
0434-01-62	150W	48V	350 x 30 x 18mm
0434-01-80	250W	48V	400 x 40 x 22mm

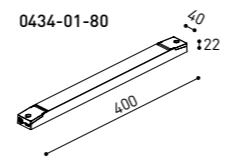
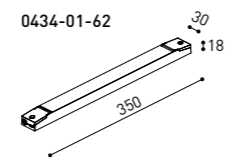
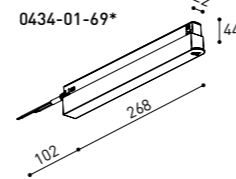
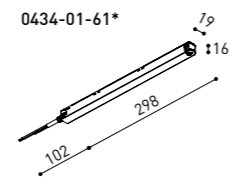
220 V~ | *To be installed inside the track.

» 362

DROP VOLTAGE TABLE

POWER [W]	CABLE SECTION [mm²]	CABLE LENGTH [m]			
		5	10	20	30
100	0,75	50	50	X	X
	1,5	50	50	40	25
150	0,75	40	15	X	X
	1,5	50	40	20	X
250	0,75	20	X	X	X
	1,5	35	20	X	X

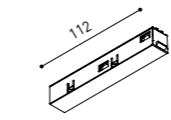
For calculations, you must consider indirect light power.



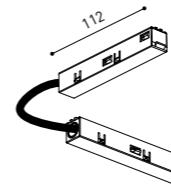
COLOUR | WT □ | NT ■ | W □ | N ■ | MATERIAL | AL | PC |

RAL » 392

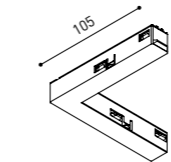
» 370



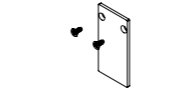
Live-End Connector 48V
A338-00-01- | N | W |



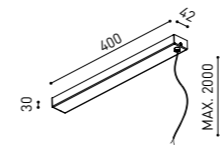
L-Joint Connector 48V
A338-00-12- | N | W |



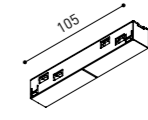
Corner 90° Connector One Plane 48V
A338-00-24- | N | W |



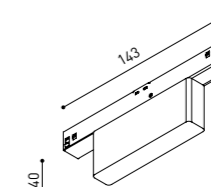
End 48V
A338-00-06- | NT | WT |



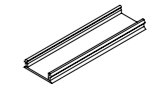
Wired Power Supply Case 48V
A338-00-25- | NT | WT | 150W NO DIM
A338-00-26- | NT | WT | 150W DIM
220 V~ INCL
240 V~



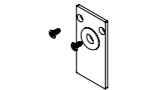
Central Connector 48V
A338-00-02- | N | W |



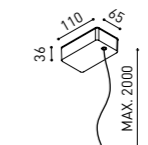
Wireless Control 48V
0434-01-31- | N | W | Casambi



Cover Gap 1m 48V
A338-00-30- | N | W |




End Feed 48V
A338-00-07- | NT | WT |



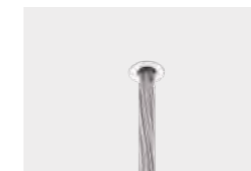
Suspension Feed Kit
A338-00-16- | N | W | NO DIM
A338-00-17- | N | W | DIM
For remote power supply

A338-00-27- | N | W | NO DIM
A338-00-28- | N | W | DIM
For power supply inside the track


MAINS TRIMLESS



MAINS THICK TRIMLESS



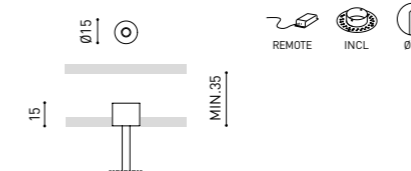
STEEL CABLE TRIMLESS



WIRE TRIMLESS ACCESSORIES

FEED

Mains Trimless*
A023-00-01- | W | N | NO DIM
Mains Thick Trimless*
A023-00-02- | W | N | DIM

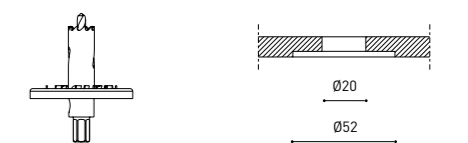


FASTENING

Steel Cable Trimless*
A023-00-05- | W | N |



TRIMLESS TOOL D20 X D52mm A478-00-01



COLOUR | WT □ | NT ■ | W □ | N ■ | MATERIAL | AL | PC |

RAL » 392

» 370



OPTIONAL ACCESSORIES

AFFECT THE LIGHTING PARAMETERS
NOT SOLD SEPARATELY

COCO Anti-glare Honeycomb Louver

A498-90-00- | WT | NT |




COCO Anti-glare Screen

A498-90-01- | WT | NT |



COCO Linear Filter

A498-90-02- | WT | NT |



SIUTABLE FOR BEAM $\leq 34^\circ$

COCO High Chromatic Led

[i](#) » 361

*OPTIONS

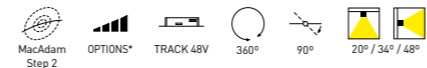
1	No DIM
2	DIM DALI
7	DIM On Board

OTHER DIM OPTIONS PLEASE CONSULT

FINISHING	Lamp	Adaptor
WT	WT <input type="checkbox"/> N <input type="checkbox"/>	N <input type="checkbox"/>
NT	NT <input type="checkbox"/> N <input type="checkbox"/>	N <input type="checkbox"/>
WTW	WT <input type="checkbox"/> W <input type="checkbox"/>	W <input type="checkbox"/>
NTW	NT <input type="checkbox"/> W <input type="checkbox"/>	W <input type="checkbox"/>

COCO 48V	+RE	P	CCT	Beam	Flux	LOR
A498-0- -10- WT NT WTW NTW -S		8,7W	2700K	20°	1200 lm	87%
A498-0- -11- WT NT WTW NTW -S		8,7W	3000K	20°	1250 lm	87%
A498-0- -13- WT NT WTW NTW -S		8,7W	3500K	20°	1310 lm	87%
A498-0- -12- WT NT WTW NTW -S		8,7W	4000K	20°	1340 lm	87%
A498-0- -20- WT NT WTW NTW -S		8,7W	2700K	34°	1200 lm	89%
A498-0- -21- WT NT WTW NTW -S		8,7W	3000K	34°	1250 lm	89%
A498-0- -23- WT NT WTW NTW -S		8,7W	3500K	34°	1310 lm	89%
A498-0- -22- WT NT WTW NTW -S		8,7W	4000K	34°	1340 lm	89%
A498-0- -30- WT NT WTW NTW -S		8,7W	2700K	48°	1200 lm	86%
A498-0- -31- WT NT WTW NTW -S		8,7W	3000K	48°	1250 lm	86%
A498-0- -33- WT NT WTW NTW -S		8,7W	3500K	48°	1310 lm	86%
A498-0- -32- WT NT WTW NTW -S		8,7W	4000K	48°	1340 lm	86%

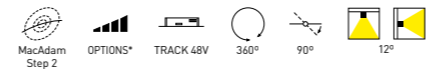
48 V | [III](#) IP20 | CRI>90 | L80B10 > 66.000h



COCO 48V Super Spot

A498-0- -00- WT NT WTW NTW -S		6W	2700K	12°	750 lm	66%
A498-0- -01- WT NT WTW NTW -S		6W	3000K	12°	800 lm	66%
A498-0- -03- WT NT WTW NTW -S		6W	3500K	12°	830 lm	66%
A498-0- -02- WT NT WTW NTW -S		6W	4000K	12°	850 lm	66%

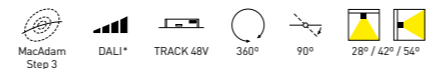
48 V | [III](#) IP20 | CRI>90 | L80B10 > 55.000h



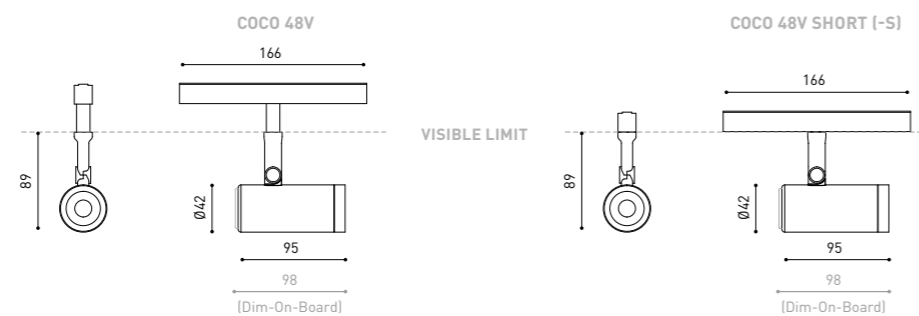
COCO 48V Tunable White

A498-12-17- WT NT WTW NTW -S		8,5W	1800-4000K	28°	850 lm	85%
A498-12-18- WT NT WTW NTW -S		8,5W	2700-5000K	28°	1010 lm	85%
A498-12-27- WT NT WTW NTW -S		8,5W	1800-4000K	42°	850 lm	87%
A498-12-28- WT NT WTW NTW -S		8,5W	2700-5000K	42°	1010 lm	87%
A498-12-37- WT NT WTW NTW -S		8,5W	1800-4000K	54°	850 lm	84%
A498-12-38- WT NT WTW NTW -S		8,5W	2700-5000K	54°	1010 lm	84%

48 V | [III](#) IP20 | CRI>90 | L80B10 > 55.000h



+RE	REF. ENDING	EXAMPLE
0	Track 48V	A4980110WT
-S	Track 48V Short	A4980110WT-S



MATERIAL | [AL](#) | [PC/PMMA](#) |

RAL [i](#) » 392

OTHER CCT PLEASE CONSULT

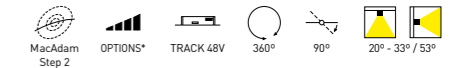
+RE >> THE PRODUCTS FOR THE TRACK 48V SHORT, ADD "-S" AT THE END OF THE SALES REFERENCE (AFTER THE LETTERS WHICH INDICATE THE COLOUR OF THE PRODUCT).

[\(i\)](#) » 370



COCO SHAPER 48V	+RE	P	CCT	Beam	Flux	LOR
A519-0- -00- NT NTW -S		6W	2700K	20°-33°	650 lm	40-38%
A519-0- -01- NT NTW -S		6W	3000K	20°-33°	680 lm	40-38%
A519-0- -02- NT NTW -S		6W	4000K	20°-33°	730 lm	40-38%
A519-0- -10- NT NTW -S		6W	2700K	53°	650 lm	37%
A519-0- -11- NT NTW -S		6W	3000K	53°	680 lm	37%
A519-0- -12- NT NTW -S		6W	4000K	53°	730 lm	37%

48 V | [III](#) IP20 | CRI>90 | L80B10 > 60.000h



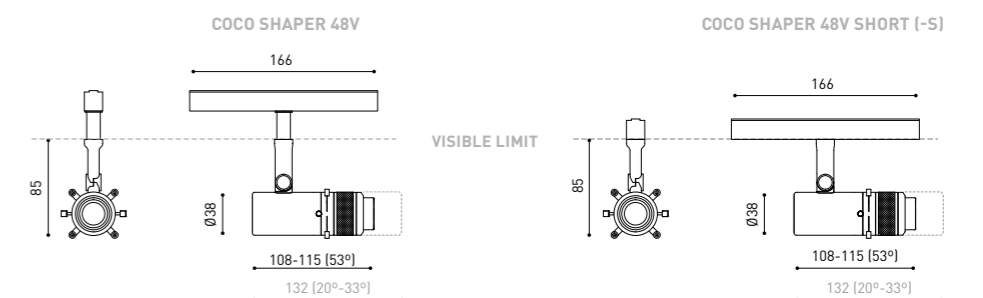
*OPTIONS

1	No DIM
2	DIM DALI

OTHER DIM OPTIONS PLEASE CONSULT

FINISHING	Lamp	Adaptor
NT	NT <input type="checkbox"/> N <input type="checkbox"/>	N <input type="checkbox"/>
NTW	NT <input type="checkbox"/> W <input type="checkbox"/>	W <input type="checkbox"/>

+RE	REF. ENDING	EXAMPLE
0	Track 48V	A5190110NT
-S	Track 48V Short	A5190110NT-S



MATERIAL | [AL](#) | [OPTICAL GLASS](#) |

RAL [i](#) » 392

OTHER CCT PLEASE CONSULT | CUSTOM GOBO PLEASE CONSULT

+RE >> THE PRODUCTS FOR THE TRACK 48V SHORT, ADD "-S" AT THE END OF THE SALES REFERENCE (AFTER THE LETTERS WHICH INDICATE THE COLOUR OF THE PRODUCT).

[\(i\)](#) » 370

48V SYSTEM
Coco 48V



OPTIONAL ACCESSORIES

AFFECT THE LIGHTING PARAMETERS
NOT SOLD SEPARATELY

COCO M Anti-glare Honeycomb Louver

A553-90-00- | WT | NT |



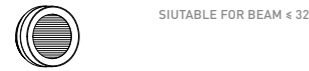
COCO M Anti-glare Screen

A553-90-01- | WT | NT |



COCO M Linear Filter

A553-90-02- | WT | NT |



SIUTABLE FOR BEAM $\leq 32^\circ$

COCO M High Chromatic Led » 361

*OPTIONS

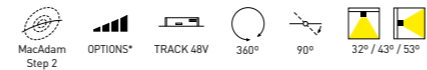
1	No DIM
2	DIM DALI

OTHER DIM OPTIONS PLEASE CONSULT

FINISHING	Lamp	Adaptor
WT	WT <input type="checkbox"/>	N <input type="checkbox"/>
NT	NT <input type="checkbox"/>	N <input type="checkbox"/>
WTW	WT <input type="checkbox"/>	W <input type="checkbox"/>
NTW	NT <input type="checkbox"/>	W <input type="checkbox"/>

COCO M 48V	+RE	P	CCT	Beam	Flux	LOR
A553-0- -10- WT NT WTW NTW -S		11,6W	2700K	32°	2080 lm	81%
A553-0- -11- WT NT WTW NTW -S		11,6W	3000K	32°	2160 lm	81%
A553-0- -13- WT NT WTW NTW -S		11,6W	3500K	32°	2190 lm	81%
A553-0- -12- WT NT WTW NTW -S		11,6W	4000K	32°	2200 lm	81%
A553-0- -20- WT NT WTW NTW -S		11,6W	2700K	43°	2080 lm	86%
A553-0- -21- WT NT WTW NTW -S		11,6W	3000K	43°	2160 lm	86%
A553-0- -23- WT NT WTW NTW -S		11,6W	3500K	43°	2190 lm	86%
A553-0- -22- WT NT WTW NTW -S		11,6W	4000K	43°	2200 lm	86%
A553-0- -30- WT NT WTW NTW -S		11,6W	2700K	53°	2080 lm	86%
A553-0- -31- WT NT WTW NTW -S		11,6W	3000K	53°	2160 lm	86%
A553-0- -33- WT NT WTW NTW -S		11,6W	3500K	53°	2190 lm	86%
A553-0- -32- WT NT WTW NTW -S		11,6W	4000K	53°	2200 lm	86%

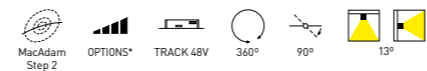
48 V | IP20 | CRI>90 | L80B10 > 66.000h



COCO M 48V Super Spot

A553-0- -00- WT NT WTW NTW -S		8,7W	2700K	13°	1230 lm	67%
A553-0- -01- WT NT WTW NTW -S		8,7W	3000K	13°	1300 lm	67%
A553-0- -03- WT NT WTW NTW -S		8,7W	3500K	13°	1360 lm	67%
A553-0- -02- WT NT WTW NTW -S		8,7W	4000K	13°	1400 lm	67%

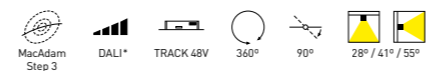
48 V | IP20 | CRI>90 | L80B10 > 66.000h



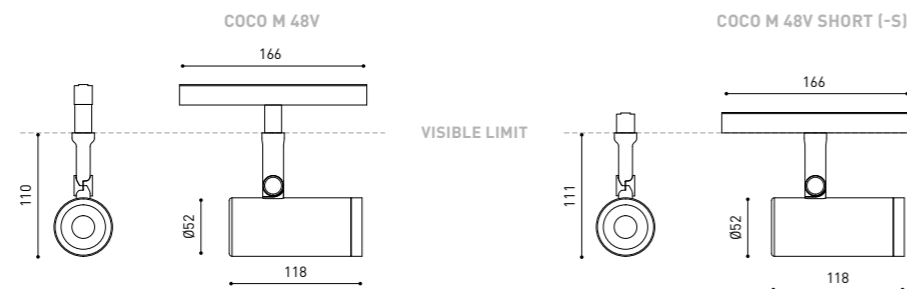
COCO M 48V Tunable White

A553-12-17- WT NT WTW NTW -S		11,3W	1800-4000K	28°	1250 lm	84%
A553-12-18- WT NT WTW NTW -S		11,3W	2700-5000K	28°	1510 lm	84%
A553-12-27- WT NT WTW NTW -S		11,3W	1800-4000K	41°	1250 lm	90%
A553-12-28- WT NT WTW NTW -S		11,3W	2700-5000K	41°	1510 lm	90%
A553-12-37- WT NT WTW NTW -S		11,3W	1800-4000K	55°	1250 lm	89%
A553-12-38- WT NT WTW NTW -S		11,3W	2700-5000K	55°	1510 lm	89%

48 V | IP20 | CRI>90 | L80B10 > 55.000h



+RE	REF. ENDING	EXAMPLE
0	Track 48V	A5530110WT
-S	Track 48V Short	A5530110WT-S



MATERIAL | AL | PC/PMMA |

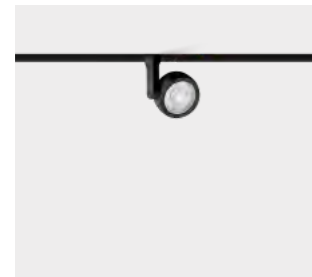
RAL » 392

OTHER CCT PLEASE CONSULT

*RE >> THE PRODUCTS FOR THE TRACK 48V SHORT, ADD "-S" AT THE END OF THE SALES REFERENCE (AFTER THE LETTERS WHICH INDICATE THE COLOUR OF THE PRODUCT).

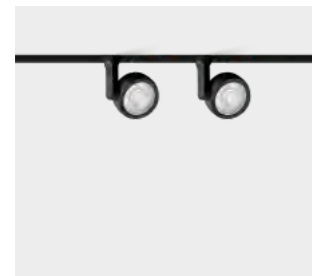
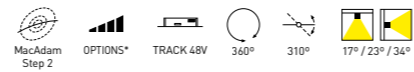
» 370





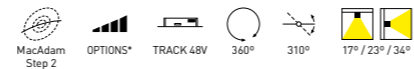
SIX XS 48V	+RE	P	CCT	Beam	Flux	LOR
A335-0- ① -10- WT NT WTW NTW -S		4,5W	2700K	17°	470 lm	90%
A335-0- ① -11- WT NT WTW NTW -S		4,5W	3000K	17°	500 lm	90%
A335-0- ① -12- WT NT WTW NTW -S		4,5W	4000K	17°	530 lm	90%
A335-0- ① -20- WT NT WTW NTW -S		4,5W	2700K	23°	470 lm	86%
A335-0- ① -21- WT NT WTW NTW -S		4,5W	3000K	23°	500 lm	86%
A335-0- ① -22- WT NT WTW NTW -S		4,5W	4000K	23°	530 lm	86%
A335-0- ① -30- WT NT WTW NTW -S		4,5W	2700K	34°	470 lm	88%
A335-0- ① -31- WT NT WTW NTW -S		4,5W	3000K	34°	500 lm	88%
A335-0- ① -32- WT NT WTW NTW -S		4,5W	4000K	34°	530 lm	88%

48 V | III IP20 | CRI>90 | L90B10 >55.000h



SIX XS 48V Double	+RE	P	CCT	Beam	Flux	LOR
A335-1- ① -10- WT NT WTW NTW -S		9W	2700K	17°	2 X 470 lm	90%
A335-1- ① -11- WT NT WTW NTW -S		9W	3000K	17°	2 X 500 lm	90%
A335-1- ① -12- WT NT WTW NTW -S		9W	4000K	17°	2 X 530 lm	90%
A335-1- ① -20- WT NT WTW NTW -S		9W	2700K	23°	2 X 470 lm	86%
A335-1- ① -21- WT NT WTW NTW -S		9W	3000K	23°	2 X 500 lm	86%
A335-1- ① -22- WT NT WTW NTW -S		9W	4000K	23°	2 X 530 lm	86%
A335-1- ① -30- WT NT WTW NTW -S		9W	2700K	34°	2 X 470 lm	88%
A335-1- ① -31- WT NT WTW NTW -S		9W	3000K	34°	2 X 500 lm	88%
A335-1- ① -32- WT NT WTW NTW -S		9W	4000K	34°	2 X 530 lm	88%

48 V | III IP20 | CRI>90 | L90B10 >55.000h



*OPTIONS
1 No DIM
2 DIM DALI

OTHER DIM OPTIONS PLEASE CONSULT

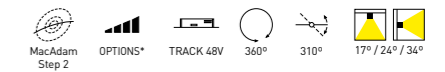
OPTIONAL
SIX XS High Chromatic LED ⓘ » 361
NOT SOLD SEPARATELY
AFFECTS THE LIGHTING PARAMETERS

+RE	REF. ENDING	EXAMPLE
Ø Track 48V	A3350110WT	
-S Track 48V Short	A3350110WT-S	



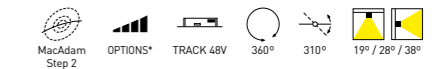
SIX S 48V	+RE	P	CCT	Beam	Flux	LOR
A333-0- ① -10- WT NT WTW NTW -S		8,5W	2700K	17°	1070 lm	86%
A333-0- ① -11- WT NT WTW NTW -S		8,5W	3000K	17°	1140 lm	86%
A333-0- ① -12- WT NT WTW NTW -S		8,5W	4000K	17°	1210 lm	86%
A333-0- ① -20- WT NT WTW NTW -S		8,5W	2700K	24°	1070 lm	84%
A333-0- ① -21- WT NT WTW NTW -S		8,5W	3000K	24°	1140 lm	84%
A333-0- ① -22- WT NT WTW NTW -S		8,5W	4000K	24°	1210 lm	84%
A333-0- ① -30- WT NT WTW NTW -S		8,5W	2700K	34°	1070 lm	89%
A333-0- ① -31- WT NT WTW NTW -S		8,5W	3000K	34°	1140 lm	89%
A333-0- ① -32- WT NT WTW NTW -S		8,5W	4000K	34°	1210 lm	89%

48 V | III IP20 | CRI>90 | L80B10 >60.000h



SIX M 48V	+RE	P	CCT	Beam	Flux	LOR
A330-0- ① -10- WT NT WTW NTW -S		17W	2700K	19°	2050 lm	93%
A330-0- ① -11- WT NT WTW NTW -S		17W	3000K	19°	2130 lm	93%
A330-0- ① -12- WT NT WTW NTW -S		17W	4000K	19°	2160 lm	93%
A330-0- ① -20- WT NT WTW NTW -S		17W	2700K	28°	2050 lm	91%
A330-0- ① -21- WT NT WTW NTW -S		17W	3000K	28°	2130 lm	91%
A330-0- ① -22- WT NT WTW NTW -S		17W	4000K	28°	2160 lm	91%
A330-0- ① -30- WT NT WTW NTW -S		17W	2700K	38°	2050 lm	93%
A330-0- ① -31- WT NT WTW NTW -S		17W	3000K	38°	2130 lm	93%
A330-0- ① -32- WT NT WTW NTW -S		17W	4000K	38°	2160 lm	93%

48 V | III IP20 | CRI>90 | L90B10 >55.000h



*OPTIONS
1 No DIM
2 DIM DALI

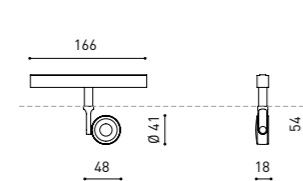
OTHER DIM OPTIONS PLEASE CONSULT

OPTIONAL
SIX S High Chromatic LED ⓘ » 361
SIX M High Chromatic LED ⓘ » 361
NOT SOLD SEPARATELY
AFFECT THE LIGHTING PARAMETERS

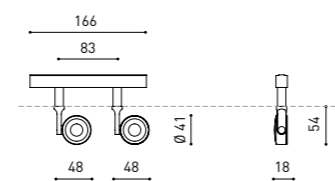
+RE	REF. ENDING	EXAMPLE
Ø Track 48V	A3300110WT	
-S Track 48V Short	A3300110WT-S	

FINISHING	Lamp	Adaptor
WT	WT □ N ■	
NT	NT ■ N ■	
WTW	WT □ W □	
NTW	NT ■ W □	

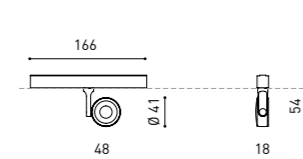
SIX XS 48V



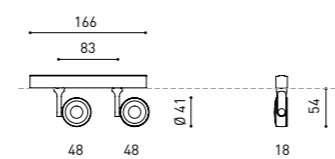
SIX XS 48V DOUBLE



SIX XS 48V SHORT (-S)



SIX XS 48V DOUBLE - SHORT (-S)



MATERIAL | AL | PC

RAL ⓘ » 392

+RE >> THE PRODUCTS FOR THE TRACK 48V SHORT, ADD "-S" AT THE END OF THE SALES REFERENCE (AFTER THE LETTERS WHICH INDICATE THE COLOUR OF THE PRODUCT).

Ⓢ » 370




MATERIAL | AL | PC

RAL ⓘ » 392

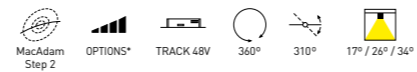
+RE >> THE PRODUCTS FOR THE TRACK 48V SHORT, ADD "-S" AT THE END OF THE SALES REFERENCE (AFTER THE LETTERS WHICH INDICATE THE COLOUR OF THE PRODUCT).

Ⓢ » 370



SIX L 48V	+RE	P	CCT	Beam	Flux	LOR
A329-0- ① -10- WT NT WTW NTW -S		24,5W	2700K	17°	2850 lm	93%
A329-0- ① -11- WT NT WTW NTW -S		24,5W	3000K	17°	2950 lm	93%
A329-0- ① -12- WT NT WTW NTW -S		24,5W	4000K	17°	3000 lm	93%
A329-0- ① -30- WT NT WTW NTW -S		24,5W	2700K	26°	2850 lm	93%
A329-0- ① -31- WT NT WTW NTW -S		24,5W	3000K	26°	2950 lm	93%
A329-0- ① -32- WT NT WTW NTW -S		24,5W	4000K	26°	3000 lm	93%
A329-0- ① -20- WT NT WTW NTW -S		24,5W	2700K	34°	2850 lm	90%
A329-0- ① -21- WT NT WTW NTW -S		24,5W	3000K	34°	2950 lm	90%
A329-0- ① -22- WT NT WTW NTW -S		24,5W	4000K	34°	3000 lm	90%

48 V | III IP20 | CRI>90 | L90B10 >55.000h



①	*OPTIONS
1	No DIM
2	DIM DALI

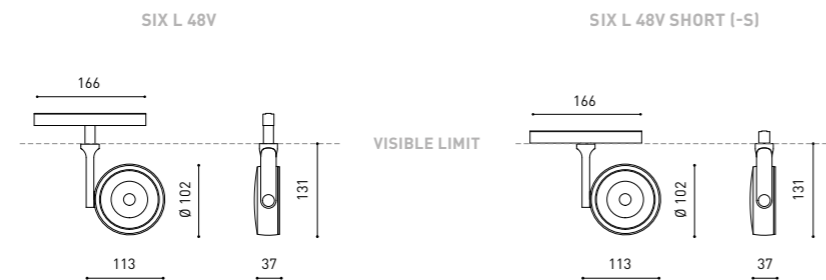
OTHER DIM OPTIONS PLEASE CONSULT

+RE	REF. ENDING	EXAMPLE
∅	Track 48V	A3290110WT
-S	Track 48V Short	A3290110WT-S

OPTIONAL

SIX L High Chromatic LED ⓘ » 361

NOT SOLD SEPARATELY
AFFECTS THE LIGHTING PARAMETERS



FINISHING	Lamp	Adaptor
WT	WT □ N ■	
NT	NT ■ N ■	
WTW	WT □ W □	
NTW	NT ■ W □	



MATERIAL | AL | PC |


RAL ⓘ » 392

+RE >> THE PRODUCTS FOR THE TRACK 48V SHORT, ADD "-S" AT THE END OF THE SALES REFERENCE (AFTER THE LETTERS WHICH INDICATE THE COLOUR OF THE PRODUCT).

Ⓜ » 370

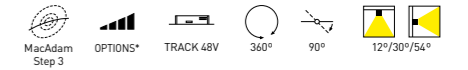


Extended Family / Magnetic 24V Fit_100 / Fit Recessed_108 / Fit Surface_136 / Fit 24V_230 / Fit 65 1L_275 / Fit_283



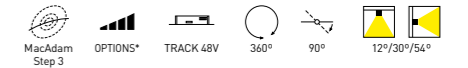
FIT 20 48V	+RE	P	CCT	Flux
A344-0- ① - 0-0- WT NT G WTW NTW GW -S		2,1W	2700K	127 lm
A344-0- ① - 0-1- WT NT G WTW NTW GW -S		2,1W	3000K	150 lm
A344-0- ① - 0-3- WT NT G WTW NTW GW -S		2,1W	3500K	160 lm

48 V | III IP20 | CRI>90 | L80B10 >50.000h



FIT 20 48V DOUBLE	+RE	P	CCT	Flux
A344-1- ① - 0-0- WT NT G WTW NTW GW -S		4,2W	2700K	2 x 127 lm
A344-1- ① - 0-1- WT NT G WTW NTW GW -S		4,2W	3000K	2 x 150 lm
A344-1- ① - 0-3- WT NT G WTW NTW GW -S		4,2W	3500K	2 x 160 lm

48 V | III IP20 | CRI>90 | L80B10 >50.000h

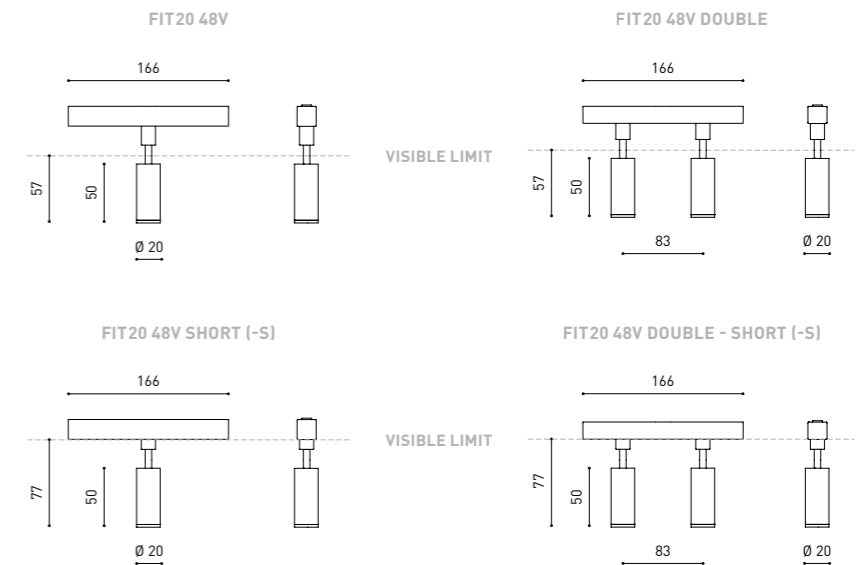


①	*OPTIONS
1	No DIM
2	DIM DALI

OTHER DIM OPTIONS PLEASE CONSULT

○	BEAM	LOR
1	12°	87%
2	30°	88%
3	54°	81%

+RE	REF. ENDING	EXAMPLE
∅	Track 48V	A3440110WT
-S	Track 48V Short	A3440110WT-S



FINISHING	Lamp	Adaptor
WT	WT □ N ■	
NT	NT ■ N ■	
G	G ■ N ■	
WTW	WT □ W □	
NTW	NT ■ W □	
GW	G ■ W □	

MATERIAL | AL | PC |

RAL ⓘ » 392

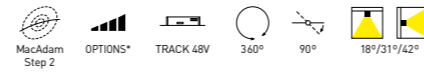
+RE >> THE PRODUCTS FOR THE TRACK 48V SHORT, ADD "-S" AT THE END OF THE SALES REFERENCE (AFTER THE LETTERS WHICH INDICATE THE COLOUR OF THE PRODUCT).

Ⓜ » 370



FIT 27 48V	+RE	P	CCT	Beam	Flux	LOR
A548-0- ① -10- WT NT G WTW NTW GW -S		5,5W	2700K	18°	520 lm	84%
A548-0- ① -11- WT NT G WTW NTW GW -S		5,5W	3000K	18°	560 lm	84%
A548-0- ① -13- WT NT G WTW NTW GW -S		5,5W	3500K	18°	560 lm	84%
A548-0- ① -12- WT NT G WTW NTW GW -S		5,5W	4000K	18°	600 lm	84%
A548-0- ① -20- WT NT G WTW NTW GW -S		5,5W	2700K	31°	520 lm	82%
A548-0- ① -21- WT NT G WTW NTW GW -S		5,5W	3000K	31°	560 lm	82%
A548-0- ① -23- WT NT G WTW NTW GW -S		5,5W	3500K	31°	560 lm	82%
A548-0- ① -22- WT NT G WTW NTW GW -S		5,5W	4000K	31°	600 lm	82%
A548-0- ① -30- WT NT G WTW NTW GW -S		5,5W	2700K	42°	520 lm	84%
A548-0- ① -31- WT NT G WTW NTW GW -S		5,5W	3000K	42°	560 lm	84%
A548-0- ① -33- WT NT G WTW NTW GW -S		5,5W	3500K	42°	560 lm	84%
A548-0- ① -32- WT NT G WTW NTW GW -S		5,5W	4000K	42°	600 lm	84%

48 V | III IP20 | CRI>90 | L90B10 >108.000h



①	*OPTIONS
1	No DIM
2	DIM DALI

OTHER DIM OPTIONS PLEASE CONSULT

+RE	REF. ENDING	EXAMPLE
∅	Track 48V	A5480110WT
-S	Track 48V Short	A5480110WT-S

OPTIONAL ACCESSORY

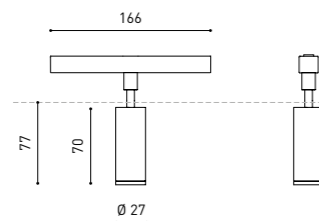
FIT 27 Anti-glare Honeycomb Louver

A399-00-00

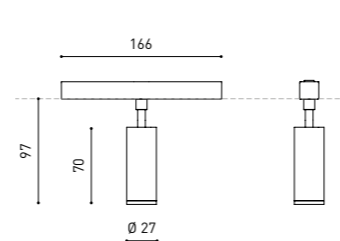
NOT SOLD SEPARATELY
AFFECTS THE LIGHTING PARAMETERS



FIT27 48V



FIT27 48V SHORT (-S)



FINISHING	Lamp	Adaptor
WT	WT □ N ■	
NT	NT ■ N ■	
G	G ■ N ■	
WTW	WT □ W □	
NTW	NT ■ W □	
GW	G ■ W □	

MATERIAL | AL | PC

RAL ⓘ » 392

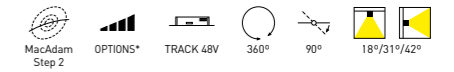
+RE >> THE PRODUCTS FOR THE TRACK 48V SHORT, ADD "-S" AT THE END OF THE SALES REFERENCE (AFTER THE LETTERS WHICH INDICATE THE COLOUR OF THE PRODUCT).

Ⓢ » 370



FIT 27 48V DOUBLE	+RE	P	CCT	Beam	Flux	LOR
A548-1- ① -10- WT NT G WTW NTW GW -S		11W	2700K	18°	2 x 520 lm	84%
A548-1- ① -11- WT NT G WTW NTW GW -S		11W	3000K	18°	2 x 560 lm	84%
A548-1- ① -13- WT NT G WTW NTW GW -S		11W	3500K	18°	2 x 560 lm	84%
A548-1- ① -12- WT NT G WTW NTW GW -S		11W	4000K	18°	2 x 600 lm	84%
A548-1- ① -20- WT NT G WTW NTW GW -S		11W	2700K	31°	2 x 520 lm	82%
A548-1- ① -21- WT NT G WTW NTW GW -S		11W	3000K	31°	2 x 560 lm	82%
A548-1- ① -23- WT NT G WTW NTW GW -S		11W	3500K	31°	2 x 560 lm	82%
A548-1- ① -22- WT NT G WTW NTW GW -S		11W	4000K	31°	2 x 600 lm	82%
A548-1- ① -30- WT NT G WTW NTW GW -S		11W	2700K	42°	2 x 520 lm	84%
A548-1- ① -31- WT NT G WTW NTW GW -S		11W	3000K	42°	2 x 560 lm	84%
A548-1- ① -33- WT NT G WTW NTW GW -S		11W	3500K	42°	2 x 560 lm	84%
A548-1- ① -32- WT NT G WTW NTW GW -S		11W	4000K	42°	2 x 600 lm	84%

48 V | III IP20 | CRI>90 | L90B10 >108.000h



①	*OPTIONS
1	No DIM
2	DIM DALI

OTHER DIM OPTIONS PLEASE CONSULT

+RE	REF. ENDING	EXAMPLE
∅	Track 48V	A5481110WT
-S	Track 48V Short	A5481110WT-S

OPTIONAL ACCESSORY

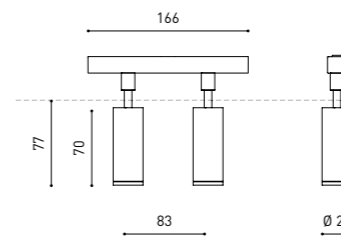
FIT 27 Anti-glare Honeycomb Louver

A399-00-00

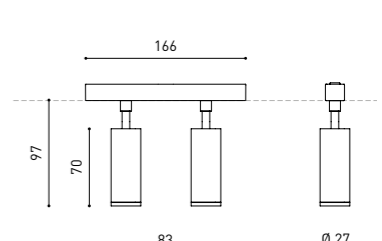
NOT SOLD SEPARATELY
AFFECTS THE LIGHTING PARAMETERS



FIT27 48V DOUBLE



FIT27 48V DOUBLE - SHORT (-S)



FINISHING	Lamp	Adaptor
WT	WT □ N ■	
NT	NT ■ N ■	
G	G ■ N ■	
WTW	WT □ W □	
NTW	NT ■ W □	
GW	G ■ W □	

MATERIAL | AL | PC

RAL ⓘ » 392

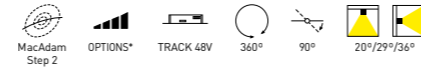
+RE >> THE PRODUCTS FOR THE TRACK 48V SHORT, ADD "-S" AT THE END OF THE SALES REFERENCE (AFTER THE LETTERS WHICH INDICATE THE COLOUR OF THE PRODUCT).

Ⓢ » 370



FIT 35 48V	+RE	P	CCT	Beam	Flux	LOR
A345-0- ① -10- WT NT G WTW NTW GW -S		5,5W	2700K	20°	620 lm	85%
A345-0- ① -11- WT NT G WTW NTW GW -S		5,5W	3000K	20°	660 lm	85%
A345-0- ① -13- WT NT G WTW NTW GW -S		5,5W	3500K	20°	660 lm	85%
A345-0- ① -12- WT NT G WTW NTW GW -S		5,5W	4000K	20°	710 lm	85%
A345-0- ① -20- WT NT G WTW NTW GW -S		5,5W	2700K	29°	620 lm	84%
A345-0- ① -21- WT NT G WTW NTW GW -S		5,5W	3000K	29°	660 lm	84%
A345-0- ① -23- WT NT G WTW NTW GW -S		5,5W	3500K	29°	660 lm	84%
A345-0- ① -22- WT NT G WTW NTW GW -S		5,5W	4000K	29°	710 lm	84%
A345-0- ① -30- WT NT G WTW NTW GW -S		5,5W	2700K	36°	620 lm	85%
A345-0- ① -31- WT NT G WTW NTW GW -S		5,5W	3000K	36°	660 lm	85%
A345-0- ① -33- WT NT G WTW NTW GW -S		5,5W	3500K	36°	660 lm	85%
A345-0- ① -32- WT NT G WTW NTW GW -S		5,5W	4000K	36°	710 lm	85%

48 V | III IP20 | CRI>90 | L90B10 >108.000h



①	*OPTIONS
1	No DIM
2	DIM DALI

OTHER DIM OPTIONS PLEASE CONSULT

+RE	REF. ENDING	EXAMPLE
∅	Track 48V	A3450110WT
-S	Track 48V Short	A3450110WT-S

OPTIONAL ACCESSORY

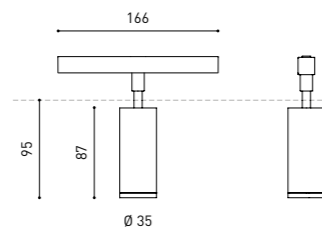
FIT 35 Anti-glare Honeycomb Louver

A345-00-00

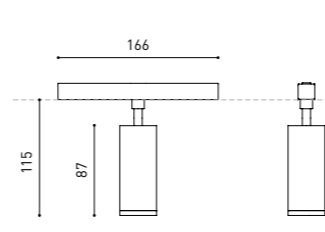
NOT SOLD SEPARATELY
AFFECTS THE LIGHTING PARAMETERS



FIT35 48V



FIT35 48V SHORT [-S]



VISIBLE LIMIT


FINISHING	Lamp	Adaptor
WT	WT □ N ■	
NT	NT ■ N ■	
G	G ■ N ■	
WTW	WT □ W □	
NTW	NT ■ W □	
GW	G ■ W □	

MATERIAL | AL | PC |

RAL ⓘ » 392

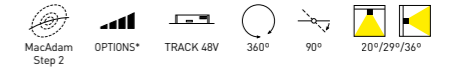
+RE >> THE PRODUCTS FOR THE TRACK 48V SHORT, ADD "-S" AT THE END OF THE SALES REFERENCE (AFTER THE LETTERS WHICH INDICATE THE COLOUR OF THE PRODUCT).

Ⓜ » 370



FIT 35 48V DOUBLE	+RE	P	CCT	Beam	Flux	LOR
A345-1- ① -10- WT NT G WTW NTW GW -S		11W	2700K	20°	2 x 620 lm	85%
A345-1- ① -11- WT NT G WTW NTW GW -S		11W	3000K	20°	2 x 660 lm	85%
A345-1- ① -13- WT NT G WTW NTW GW -S		11W	3500K	20°	2 x 660 lm	85%
A345-1- ① -12- WT NT G WTW NTW GW -S		11W	4000K	20°	2 x 710 lm	85%
A345-1- ① -20- WT NT G WTW NTW GW -S		11W	2700K	29°	2 x 620 lm	84%
A345-1- ① -21- WT NT G WTW NTW GW -S		11W	3000K	29°	2 x 660 lm	84%
A345-1- ① -23- WT NT G WTW NTW GW -S		11W	3500K	29°	2 x 660 lm	84%
A345-1- ① -22- WT NT G WTW NTW GW -S		11W	4000K	29°	2 x 710 lm	84%
A345-1- ① -30- WT NT G WTW NTW GW -S		11W	2700K	36°	2 x 620 lm	85%
A345-1- ① -31- WT NT G WTW NTW GW -S		11W	3000K	36°	2 x 660 lm	85%
A345-1- ① -33- WT NT G WTW NTW GW -S		11W	3500K	36°	2 x 660 lm	85%
A345-1- ① -32- WT NT G WTW NTW GW -S		11W	4000K	36°	2 x 710 lm	85%

48 V | III IP20 | CRI>90 | L90B10 >108.000h



①	*OPTIONS
1	No DIM
2	DIM DALI

OTHER DIM OPTIONS PLEASE CONSULT

+RE	REF. ENDING	EXAMPLE
∅	Track 48V	A3451110WT
-S	Track 48V Short	A3451110WT-S

OPTIONAL ACCESSORY

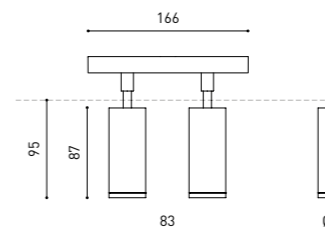
FIT 35 Anti-glare Honeycomb Louver

A345-00-00

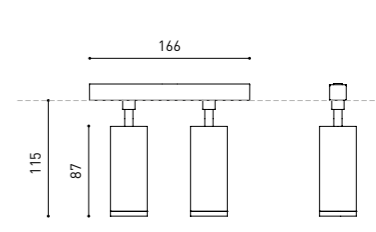
NOT SOLD SEPARATELY
AFFECTS THE LIGHTING PARAMETERS



FIT35 48V DOUBLE



FIT35 48V DOUBLE - SHORT [-S]



VISIBLE LIMIT


FINISHING	Lamp	Adaptor
WT	WT □ N ■	
NT	NT ■ N ■	
G	G ■ N ■	
WTW	WT □ W □	
NTW	NT ■ W □	
GW	G ■ W □	

MATERIAL | AL | PC |

RAL ⓘ » 392

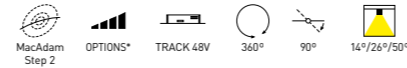
+RE >> THE PRODUCTS FOR THE TRACK 48V SHORT, ADD "-S" AT THE END OF THE SALES REFERENCE (AFTER THE LETTERS WHICH INDICATE THE COLOUR OF THE PRODUCT).

Ⓜ » 370



FIT 50 48V		+RE	P	CCT	Beam	Flux	LOR
A346-0-	Ⓞ -10- WT NT G WTW NTW GW -S		12W	2700K	14°	1090 lm	84%
A346-0-	Ⓞ -11- WT NT G WTW NTW GW -S		12W	3000K	14°	1180 lm	84%
A346-0-	Ⓞ -13- WT NT G WTW NTW GW -S		12W	3500K	14°	1180 lm	84%
A346-0-	Ⓞ -12- WT NT G WTW NTW GW -S		12W	4000K	14°	1260 lm	84%
A346-0-	Ⓞ -20- WT NT G WTW NTW GW -S		12W	2700K	26°	1090 lm	83%
A346-0-	Ⓞ -21- WT NT G WTW NTW GW -S		12W	3000K	26°	1180 lm	83%
A346-0-	Ⓞ -23- WT NT G WTW NTW GW -S		12W	3500K	26°	1180 lm	83%
A346-0-	Ⓞ -22- WT NT G WTW NTW GW -S		12W	4000K	26°	1260 lm	83%
A346-0-	Ⓞ -30- WT NT G WTW NTW GW -S		12W	2700K	50°	1090 lm	79%
A346-0-	Ⓞ -31- WT NT G WTW NTW GW -S		12W	3000K	50°	1180 lm	79%
A346-0-	Ⓞ -33- WT NT G WTW NTW GW -S		12W	3500K	50°	1180 lm	79%
A346-0-	Ⓞ -32- WT NT G WTW NTW GW -S		12W	4000K	50°	1260 lm	79%

48 V | IP20 | CRI>90 | L90B10 >108.000h



Ⓞ	*OPTIONS
1	No DIM
2	DIM DALI

OTHER DIM OPTIONS PLEASE CONSULT

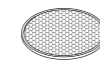
+RE	REF. ENDING	EXAMPLE
∅	Track 48V	A3460110WT
-S	Track 48V Short	A3460110WT-S

OPTIONAL ACCESSORY

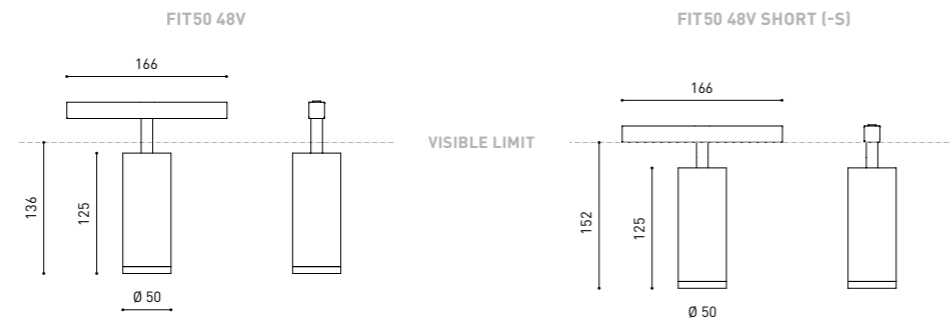
FIT 50 Anti-glare Honeycomb Louver

A346-00-00

NOT SOLD SEPARATELY
AFFECTS THE LIGHTING PARAMETERS



FINISHING	Lamp	Adaptor
WT	WT □ N ■	
NT	NT ■ N ■	
G	G ■ N ■	
WTW	WT □ W □	
NTW	NT ■ W □	
GW	G ■ W □	



MATERIAL | AL | PC

RAL ⓘ » 392

*RE >> THE PRODUCTS FOR THE TRACK 48V SHORT, ADD "-S" AT THE END OF THE SALES REFERENCE (AFTER THE LETTERS WHICH INDICATE THE COLOUR OF THE PRODUCT).

Ⓞ » 370

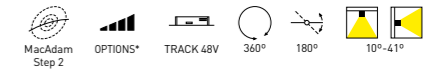


Extended Family / Magnetic 24V Plus Micro_102 / Plus Recessed_109 / Plus Micro 24V_228 / Plus Mini 1L_275 / Plus_284



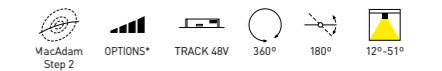
PLUS Mini 48V		+RE	P	CCT	Beam	Flux	LOR
A326-00-	Ⓞ -0- WT NT WTW NTW -S		6,5W	2700K	10°-41°	630 lm	20-40%
A326-00-	Ⓞ -1- WT NT WTW NTW -S		6,5W	3000K	10°-41°	660 lm	20-40%
A326-00-	Ⓞ -2- WT NT WTW NTW -S		6,5W	4000K	10°-41°	680 lm	20-40%

48 V | IP20 | CRI>90 | L90B10 >55.000h



PLUS 48V		+RE	P	CCT	Beam	Flux	LOR
A323-00-	Ⓞ -0- WT NT WTW NTW -S		18W	2700K	12°-51°	1920 lm	26-40%
A323-00-	Ⓞ -1- WT NT WTW NTW -S		18W	3000K	12°-51°	2000 lm	26-40%
A323-00-	Ⓞ -2- WT NT WTW NTW -S		18W	4000K	12°-51°	2030 lm	26-40%

48 V | IP20 | CRI>90 | L90B10 >55.000h



Ⓞ	*OPTIONS
1	No DIM
2	DIM DALI

OTHER DIM OPTIONS PLEASE CONSULT

+RE	REF. ENDING	EXAMPLE
∅	Track 48V	A3230010WT
-S	Track 48V Short	A3230010WT-S

OPTIONAL

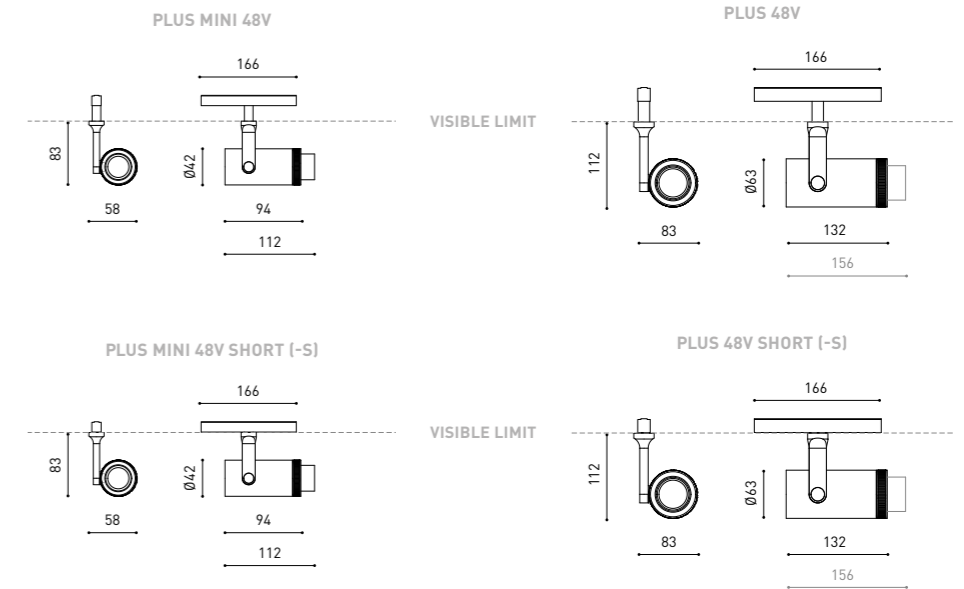
PLUS MINI High Chromatic LED

PLUS High Chromatic LED

ⓘ » 361

NOT SOLD SEPARATELY
AFFECT THE LIGHTING PARAMETERS

FINISHING	Lamp	Adaptor
WT	WT □ N ■	
NT	NT ■ N ■	
WTW	WT □ W □	
NTW	NT ■ W □	



MATERIAL | AL | OPTICAL GLASS || OPTICAL PMMA

RAL ⓘ » 392

*RE >> THE PRODUCTS FOR THE TRACK 48V SHORT, ADD "-S" AT THE END OF THE SALES REFERENCE (AFTER THE LETTERS WHICH INDICATE THE COLOUR OF THE PRODUCT).

Ⓞ » 370

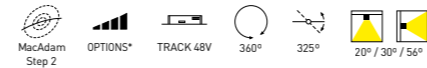


Extended Family / Magnetic 24V iO Micro_100 / iO Surface_138 / iO Micro 24V_229 / iO_274



iO 48V	+RE	P	CCT	Beam	Flux	LOR
A348-0- (C) -10- WT NT WTW NTW -S		4,5W	2700K	20°	485 lm	92%
A348-0- (C) -11- WT NT WTW NTW -S		4,5W	3000K	20°	505 lm	92%
A348-0- (C) -13- WT NT WTW NTW -S		4,5W	3500K	20°	515 lm	92%
A348-0- (C) -20- WT NT WTW NTW -S		4,5W	2700K	30°	485 lm	89%
A348-0- (C) -21- WT NT WTW NTW -S		4,5W	3000K	30°	505 lm	89%
A348-0- (C) -23- WT NT WTW NTW -S		4,5W	3500K	30°	515 lm	89%
A348-0- (C) -30- WT NT WTW NTW -S		4,5W	2700K	56°	485 lm	86%
A348-0- (C) -31- WT NT WTW NTW -S		4,5W	3000K	56°	505 lm	86%
A348-0- (C) -33- WT NT WTW NTW -S		4,5W	3500K	56°	515 lm	86%

48 V | III IP20 | CRI>90 | L90B10 >55.000h



(C)	*OPTIONS
1	No DIM
2	DIM DALI

OTHER DIM OPTIONS PLEASE CONSULT

+RE	REF. ENDING	EXAMPLE
Ø	Track 48V	A3480110WT
-S	Track 48V Short	A3480110WT-S

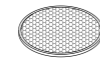
OPTIONAL ACCESSORIES

NOT SOLD SEPARATELY | AFFECT THE LIGHTING PARAMETERS

iO Beam Mixer Diffuser 0805-01-00

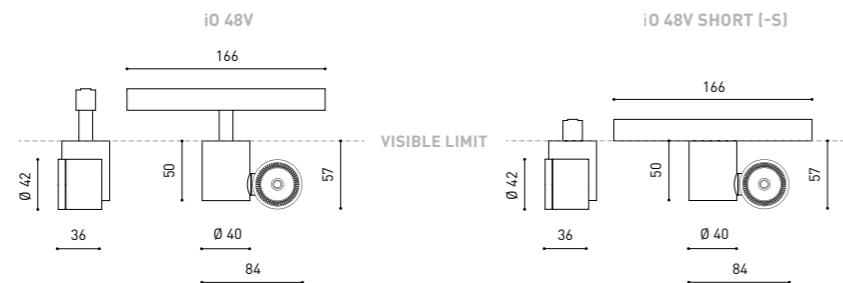


iO Anti-glare Honeycomb Louver 0806-00-00 | WT | NT |



iO High Chromatic LED (i) » 361

FINISHING	Lamp	Adaptor
WT	WT □ N ■	
NT	NT ■ N ■	
WTW	WT □ W □	
NTW	NT ■ W □	



MATERIAL | AL | PC |

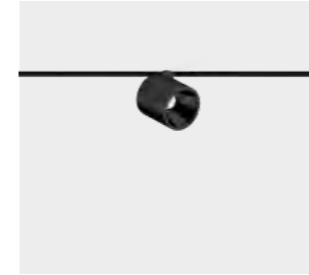
RAL (i) » 392

+RE >> THE PRODUCTS FOR THE TRACK 48V SHORT, ADD "-S" AT THE END OF THE SALES REFERENCE (AFTER THE LETTERS WHICH INDICATE THE COLOUR OF THE PRODUCT).

(C) » 370

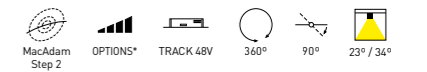


Extended Family / Magnetic 24V Flip_98 / Flip Recessed_113 / Flip Surface_135



FLIP 48V	+RE	P	CCT	Beam	Flux	LOR
A489-0- (C) -10- NT WT NTMG	-S	6W	2700K	23°	620 lm	86%
A489-0- (C) -11- NT WT NTMG	-S	6W	3000K	23°	650 lm	86%
A489-0- (C) -13- NT WT NTMG	-S	6W	3500K	23°	680 lm	86%
A489-0- (C) -12- NT WT NTMG	-S	6W	4000K	23°	690 lm	86%
A489-0- (C) -20- NT WT NTMG WTW	-S	6W	2700K	34°	620 lm	78%
A489-0- (C) -21- NT WT NTMG WTW	-S	6W	3000K	34°	650 lm	78%
A489-0- (C) -23- NT WT NTMG WTW	-S	6W	3500K	34°	680 lm	78%
A489-0- (C) -22- NT WT NTMG WTW	-S	6W	4000K	34°	690 lm	78%

48 V | III IP20 | CRI>90 | L80B10 >60.000h



(C)	*OPTIONS*
1	No DIM
2	DIM DALI

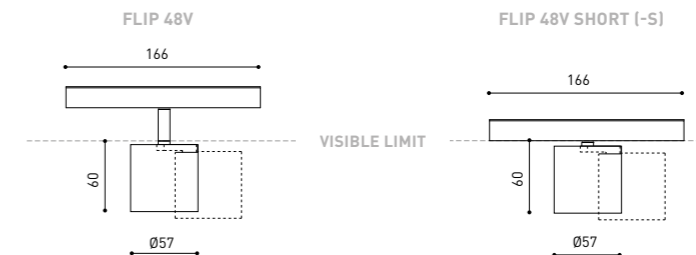
OTHER DIM OPTIONS PLEASE CONSULT

+RE	REF. ENDING	EXAMPLE
Ø	Track 48V	A4890110WT
-S	Track 48V Short	A4890110WT-S

FINISHING Body Lampshade Adaptor

NT	NT ■ N ■ N ■
WT	WT □ N ■ N ■
NTMG	NT ■ MG ■ N ■
WTW	WT □ W □ W □

OTHER FINISHING COMBINATIONS PLEASE CONSULT



MATERIAL | AL | ABS+PC |

RAL (i) » 392

"THE INVISIBLE BLACK" IS ONLY AVAILABLE FOR WT, NT & NTMG COLOURS | COLOURS MAY AFFECT THE LIGHTING PARAMETERS
+RE >> THE PRODUCTS FOR THE TRACK 48V SHORT, ADD "-S" AT THE END OF THE SALES REFERENCE (AFTER THE LETTERS WHICH INDICATE THE COLOUR OF THE PRODUCT).

(C) » 370

48V SYSTEM
Zen Tube 48V

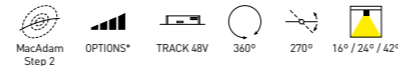


Extended Family / Zen Tube Surface_139 / Zen Tube_286



		+RE	P	CCT	Flux	LOR
ZEN TUBE 48V 1	A341-11-0-0-	WT NT WTW NTW -S	12W	2700K	1580 lm	90%
	A341-11-0-1-	WT NT WTW NTW -S	12W	3000K	1640 lm	90%
ZEN TUBE 48V 2	A341-12-0-0-	WT NT WTW NTW -S	17W	2700K	2130 lm	90%
	A341-12-0-1-	WT NT WTW NTW -S	17W	3000K	2220 lm	90%
ZEN TUBE 48V 3	A341-0-3-0-0-	WT NT WTW NTW -S	23W	2700K	3070 lm	90%
	A341-0-3-0-1-	WT NT WTW NTW -S	23W	3000K	3190 lm	90%

48V | IP20 | CRI>90 | L90B10 >55.000h

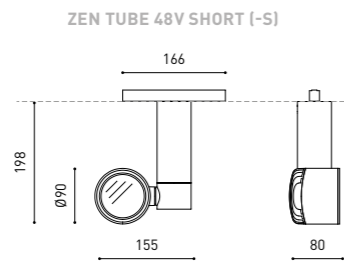
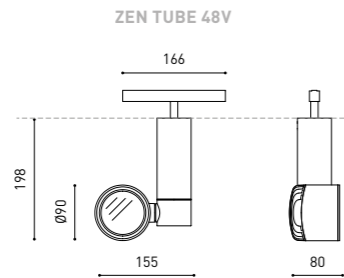


Ⓞ	*OPTIONS
1	No DIM
2	DIM DALI

OTHER DIM OPTIONS PLEASE CONSULT

Ⓞ	BEAM OPTIONS
1	16°
2	24°
3	42°

+RE	REF. ENDING	EXAMPLE
0	Track 48V	A3411110WT
-S	Track 48V Short	A3411110WT-S



FINISHING	Lamp	Adaptor
WT	WT □ N ■	
NT	NT ■ N ■	
WTW	WT □ W □	
NTW	NT ■ W □	

OPTIONAL ACCESSORIES		
NOT SOLD SEPARATELY AFFECT THE LIGHTING PARAMETERS		
ZEN Anti-glare Honeycomb Louver	0702-02-00	
ZEN Elliptical Refractor	0700-08-00	
ZEN Beam Mixer Diffuser	0805-02-00	
ZEN High Chromatic LED		

MATERIAL | AL | GL-TRANS

RAL ⓘ » 392

+RE >> THE PRODUCTS FOR THE TRACK 48V SHORT, ADD "-S" AT THE END OF THE SALES REFERENCE (AFTER THE LETTERS WHICH INDICATE THE COLOUR OF THE PRODUCT).

Ⓞ » 370

48V SYSTEM
Black Foster 48V



Extended Family / Black Foster_10 / Black Foster Surface_117 / Black Foster Suspension_189 / Black Foster Micro 24V_226 / Black Foster Custom System_300



		+RE	P	CCT	Beam	Flux	LOR
BLACK FOSTER 48V Tilt 5	A481-40-0-0- NT WT NTMG -S		10,5W	2700K	38°	950 lm	92%
	A481-40-0-1- NT WT NTMG -S		10,5W	3000K	38°	1050 lm	92%
	A481-40-0-3- NT WT NTMG -S		10,5W	3500K	38°	1150 lm	92%
	A481-40-0-2- NT WT NTMG -S		10,5W	4000K	38°	1250 lm	92%
	A481-41-0-0- NT WT NTMG -S		10,5W	2700K	19°	950 lm	90%
	A481-41-0-1- NT WT NTMG -S		10,5W	3000K	19°	1050 lm	90%
	A481-41-0-3- NT WT NTMG -S		10,5W	3500K	19°	1150 lm	90%
	A481-41-0-2- NT WT NTMG -S		10,5W	4000K	19°	1250 lm	90%

48V | IP20 | CRI>90 | L90B10 >102.000h

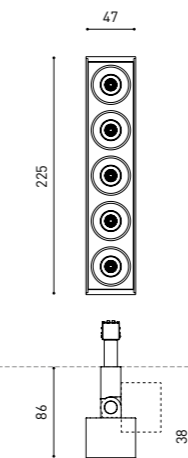


Ⓞ	OPTIONS*
1	No DIM
2	DIM DALI

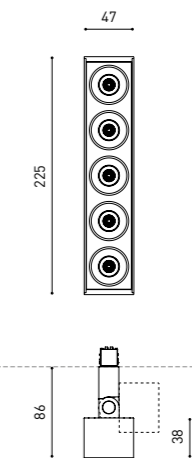
OTHER DIM OPTIONS PLEASE CONSULT

+RE	REF. ENDING	EXAMPLE
0	Track 48V	A4814011WT
-S	Track 48V Short	A4814011WT-S

BLACK FOSTER 48V TILT 5



BLACK FOSTER 48V TILT 5 SHORT (-S)



FINISHING	Body	Lampshade
NT	NT ■ N ■	
WT	WT □ N ■	
NTMG	NT ■ MG ■	

MATERIAL | AL | ABS+PC

RAL ⓘ » 392

+RE >> THE PRODUCTS FOR THE TRACK 48V SHORT, ADD "-S" AT THE END OF THE SALES REFERENCE (AFTER THE LETTERS WHICH INDICATE THE COLOUR OF THE PRODUCT).

Ⓞ » 370



		P	CCT	Flux	LOR
BLACK FOSTER Micro 48V 5	A416-20- 0-0- N	7W	2700K	775 lm	87%
	A416-20- 0-1- N	7W	3000K	800 lm	87%
	A416-20- 0-3- N	7W	3500K	825 lm	87%
	A416-20- 0-2- N	7W	4000K	850 lm	87%

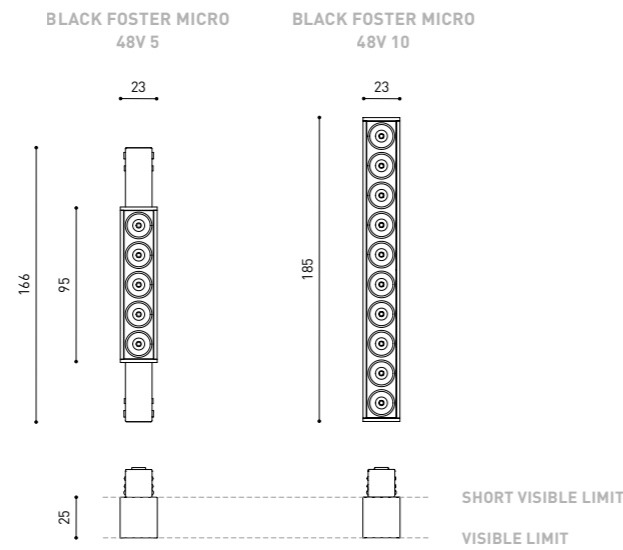
48 V | IP20 | CRI>90 | L90B10 >60.000h | MacAdam Step 3 | OPTIONS* | TRACK 48V | UGR <19 | 37°



		P	CCT	Flux	LOR
BLACK FOSTER Micro 48V 10	A416-50- 0-0- N	14W	2700K	1550 lm	87%
	A416-50- 0-1- N	14W	3000K	1600 lm	87%
	A416-50- 0-3- N	14W	3500K	1650 lm	87%
	A416-50- 0-2- N	14W	4000K	1700 lm	87%

48 V | IP20 | CRI>90 | L90B10 >60.000h | MacAdam Step 3 | OPTIONS* | TRACK 48V | UGR <19 | 37°

- Ⓞ OPTIONS*
- | | |
|---|----------|
| 1 | No DIM |
| 2 | DIM DALI |
- OTHER DIM OPTIONS PLEASE CONSULT



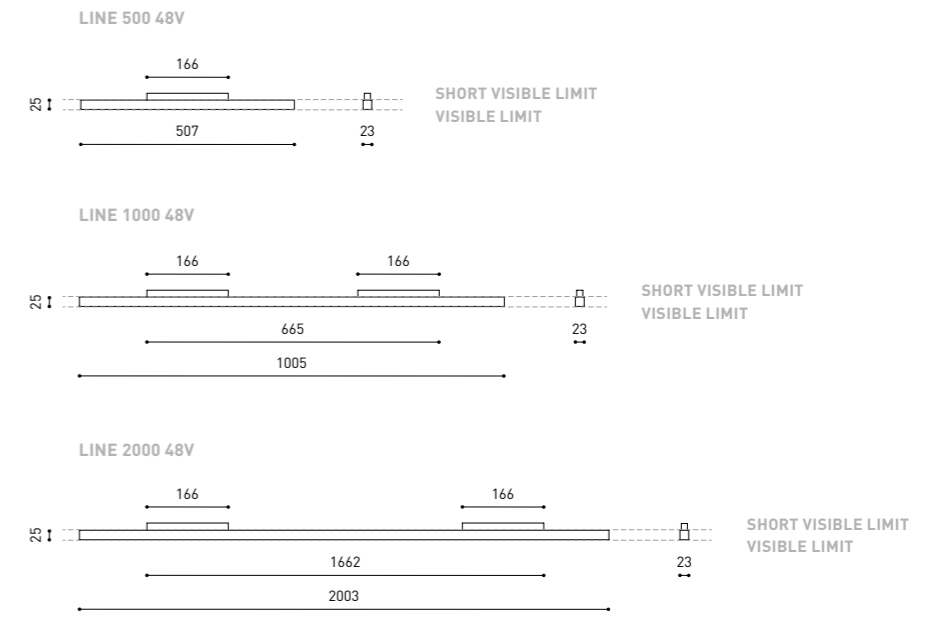
FINISHING | N ■ | MATERIAL | AL | ABS+PC | RAL ⓘ » 392 | ⓘ » 370



		P	CCT	Flux	LOR
LINE 500 48V	A376-10- 0-0- N WT	10,5W	2700K	1500 lm	65%
	A376-10- 0-1- N WT	10,5W	3000K	1600 lm	65%
	A376-10- 0-2- N WT	10,5W	4000K	1650 lm	65%
LINE 1000 48V	A376-20- 0-0- N WT	21W	2700K	3000 lm	65%
	A376-20- 0-1- N WT	21W	3000K	3200 lm	65%
LINE 2000 48V	A376-30- 0-0- N WT	42W	2700K	6000 lm	65%
	A376-30- 0-1- N WT	42W	3000K	6400 lm	65%
	A376-30- 0-2- N WT	42W	4000K	6600 lm	65%

48 V | IP20 | CRI>90 | L80B10 >60.000h | MacAdam Step 2 | OPTIONS* | TRACK 48V | 98°

- Ⓞ *OPTIONS
- | | |
|---|----------|
| 1 | No DIM |
| 2 | DIM DALI |
- OTHER DIM OPTIONS PLEASE CONSULT



FINISHING | N ■ | WT □ | MATERIAL | AL | PC | RAL ⓘ » 392 | ⓘ » 370

COLOURS MAY AFFECT THE LIGHTING PARAMETERS



Extended Family / Puck Recessed_73 / Puck_128 / Puck Outdoor_330



PUCK S 48V	+RE	P	CCT	Flux	LOR
A526-00- ① -0- WT NT WTW NTW -S		6W	2700K	810 lm	78%
A526-00- ① -1- WT NT WTW NTW -S		6W	3000K	865 lm	78%
A526-00- ① -2- WT NT WTW NTW -S		6W	4000K	920 lm	78%

48 V | III IP20 | CRI>90 | L80B10 >60.000h

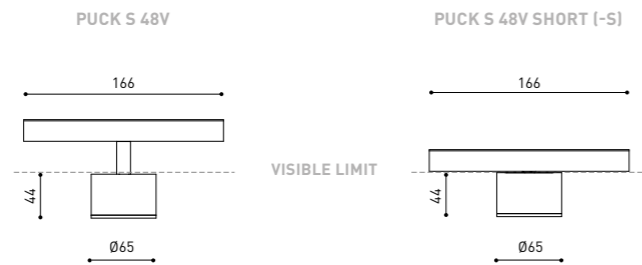


① *OPTIONS
1 No DIM
2 DIM DALI

OTHER DIM OPTIONS PLEASE CONSULT

+RE	REF. ENDING	EXAMPLE
0	Track 48V	A5260010WT
-S	Track 48V Short	A5260010WT-S

FINISHING	Lamp	Adaptor
WT	WT □ N ■	
NT	NT ■ N ■	
WTW	WT □ W □	
NTW	NT ■ W □	



MATERIAL | AL | OPTICAL GLASS |

RAL ⓘ » 392

+RE >> THE PRODUCTS FOR THE TRACK 48V SHORT, ADD "-S" AT THE END OF THE SALES REFERENCE (AFTER THE LETTERS WHICH INDICATE THE COLOUR OF THE PRODUCT).

Ⓜ » 370



WIZ 48V	+RE	P	CCT	Flux	LOR
A465-0- ① -10- WT NT WTW NTW -S		12,4W	2700K	1470 lm	86%
A465-0- ① -11- WT NT WTW NTW -S		12,4W	3000K	1530 lm	86%
A465-0- ① -12- WT NT WTW NTW -S		12,4W	4000K	1550 lm	86%

48 V | III IP20 | CRI>90 | L90B10 >55.000h



① *OPTIONS
1 No DIM
2 DIM DALI

OTHER DIM OPTIONS PLEASE CONSULT

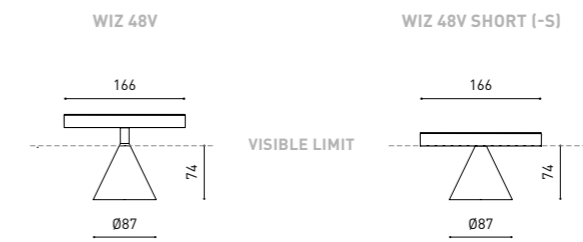
+RE	REF. ENDING	EXAMPLE
0	Track 48V	A4650110WT
-S	Track 48V Short	A4650110WT-S

OPTIONAL

WIZ High Chromatic LED ⓘ » 361

NOT SOLD SEPARATELY
AFFECTS THE LIGHTING PARAMETERS

FINISHING	Body	Lampshade	Adaptor
WT	WT □ N ■ N ■		
NT	NT ■ N ■ N ■		
WTW	WT □ N ■ W □		
NTW	NT ■ N ■ W □		



MATERIAL | AL | ABS+PC |

RAL ⓘ » 392

+RE >> THE PRODUCTS FOR THE TRACK 48V SHORT, ADD "-S" AT THE END OF THE SALES REFERENCE (AFTER THE LETTERS WHICH INDICATE THE COLOUR OF THE PRODUCT).

Ⓜ » 370



TOP Mini 48V	+RE	P	CCT	Beam	Flux	LOR
A340-0- ① -10- WT NT WTW NTW -S		6,5W	2700K	20°	610 lm	92%
A340-0- ① -11- WT NT WTW NTW -S		6,5W	3000K	20°	640 lm	92%
A340-0- ① -20- WT NT WTW NTW -S		6,5W	2700K	30°	610 lm	89%
A340-0- ① -21- WT NT WTW NTW -S		6,5W	3000K	30°	640 lm	89%
A340-0- ① -30- WT NT WTW NTW -S		6,5W	2700K	56°	610 lm	86%
A340-0- ① -31- WT NT WTW NTW -S		6,5W	3000K	56°	640 lm	86%

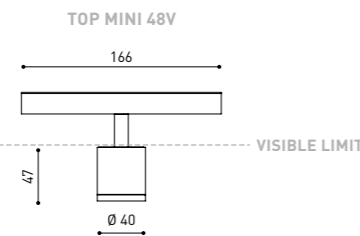
48 V IP20 | CRI>90 | L90B10 >55.000h



①	*OPTIONS
1	No DIM
2	DIM DALI

OTHER DIM OPTIONS PLEASE CONSULT

+RE	REF. ENDING	EXAMPLE
∅	Track 48V	A3400110WT
-S	Track 48V Short	A3400110WT-S



OPTIONAL ACCESSORIES
NOT SOLD SEPARATELY | AFFECT THE LIGHTING PARAMETERS

TOP Beam Mixer Diffuser 0805-01-00

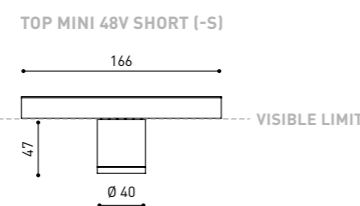


TOP Anti-glare Honeycomb Louver 0807-00-00 | WT | NT |



TOP High Chromatic LED » 361

FINISHING	Lamp	Adaptor
WT	WT □ N ■	
NT	NT ■ N ■	
WTW	WT □ W □	
NTW	NT ■ W □	



MATERIAL | AL | PC |

RAL » 392

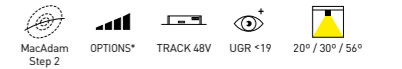
+RE >> THE PRODUCTS FOR THE TRACK 48V SHORT, ADD "-S" AT THE END OF THE SALES REFERENCE (AFTER THE LETTERS WHICH INDICATE THE COLOUR OF THE PRODUCT).

» 370



TOP 48V	+RE	P	CCT	Beam	Flux	LOR
A339-0- ① -10- WT NT WTW NTW -S		6,5W	2700K	20°	610 lm	92%
A339-0- ① -11- WT NT WTW NTW -S		6,5W	3000K	20°	640 lm	92%
A339-0- ① -20- WT NT WTW NTW -S		6,5W	2700K	30°	610 lm	89%
A339-0- ① -21- WT NT WTW NTW -S		6,5W	3000K	30°	640 lm	89%
A339-0- ① -30- WT NT WTW NTW -S		6,5W	2700K	56°	610 lm	86%
A339-0- ① -31- WT NT WTW NTW -S		6,5W	3000K	56°	640 lm	86%

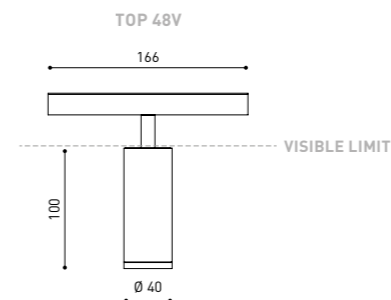
48 V IP20 | CRI>90 | L90B10 >55.000h



①	*OPTIONS
1	No DIM
2	DIM DALI

OTHER DIM OPTIONS PLEASE CONSULT

+RE	REF. ENDING	EXAMPLE
∅	Track 48V	A3390110WT
-S	Track 48V Short	A3390110WT-S

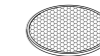


OPTIONAL ACCESSORIES
NOT SOLD SEPARATELY | AFFECT THE LIGHTING PARAMETERS

TOP Beam Mixer Diffuser 0805-01-00

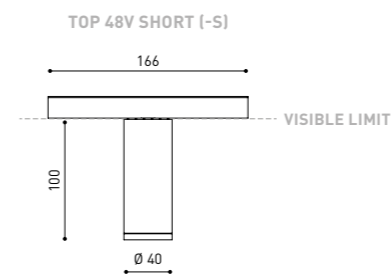


TOP Anti-glare Honeycomb Louver 0807-00-00 | WT | NT |



TOP High Chromatic LED » 361

FINISHING	Lamp	Adaptor
WT	WT □ N ■	
NT	NT ■ N ■	
WTW	WT □ W □	
NTW	NT ■ W □	



MATERIAL | AL | PC |

RAL » 392

+RE >> THE PRODUCTS FOR THE TRACK 48V SHORT, ADD "-S" AT THE END OF THE SALES REFERENCE (AFTER THE LETTERS WHICH INDICATE THE COLOUR OF THE PRODUCT).

» 370



STICK 48V	P	CCT	Beam	Flux	LOR
A40- ○ - ○ - ○ -10- WT NT WTW NTW	5,6W	2700K	18°	530 lm	84%
A40- ○ - ○ - ○ -11- WT NT WTW NTW	5,6W	3000K	18°	570 lm	84%
A40- ○ - ○ - ○ -20- WT NT WTW NTW	5,6W	2700K	31°	530 lm	82%
A40- ○ - ○ - ○ -21- WT NT WTW NTW	5,6W	3000K	31°	570 lm	82%
A40- ○ - ○ - ○ -30- WT NT WTW NTW	5,6W	2700K	42°	530 lm	84%
A40- ○ - ○ - ○ -31- WT NT WTW NTW	5,6W	3000K	42°	570 lm	84%

48 V | IP20 | CRI>90 | L90B10 > 108.000h



○ STICK LENGTH	○ CORD LENGTH-L	○ OPTIONS*
7 STICK 22 220 mm	0 2 m	1 No DIM
8 STICK 44 440 mm	2 5 m	2 DIM DALI
9 STICK 66 660 mm		OTHER DIM OPTIONS PLEASE CONSULT

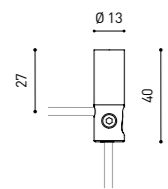
○ STICK LENGTH	○ CORD LENGTH-L	○ OPTIONS*
7 STICK 22 220 mm	0 2 m	1 No DIM
8 STICK 44 440 mm	2 5 m	2 DIM DALI
9 STICK 66 660 mm		OTHER DIM OPTIONS PLEASE CONSULT

○ STICK LENGTH	○ CORD LENGTH-L	○ OPTIONS*
7 STICK 22 220 mm	0 2 m	1 No DIM
8 STICK 44 440 mm	2 5 m	2 DIM DALI
9 STICK 66 660 mm		OTHER DIM OPTIONS PLEASE CONSULT

OPTIONAL ACCESSORY

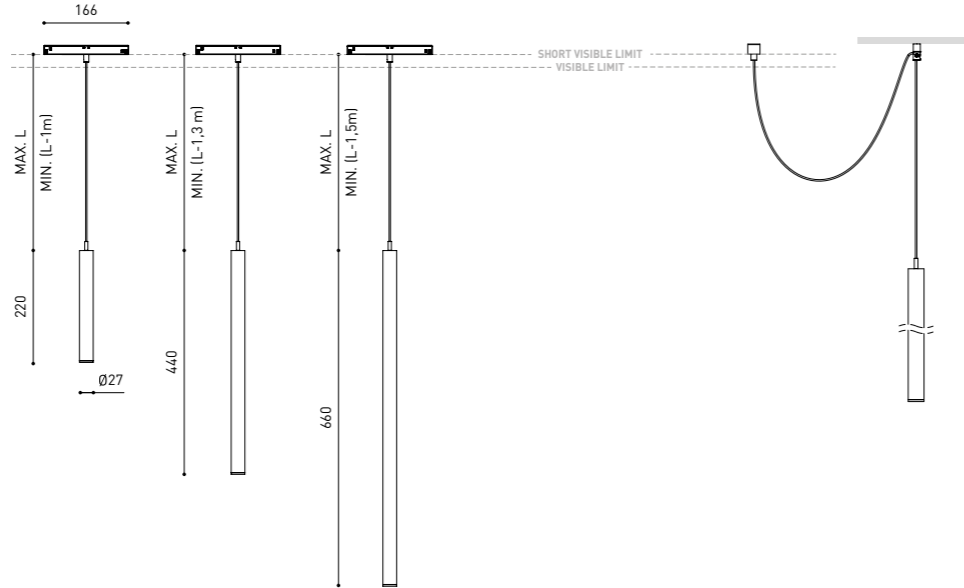
CORD Accessory

0223-00-00- | N |



FINISHING	Lamp	Adaptor
WT	WT □ N ■	
NT	NT ■ N ■	
WTW	WT □ W □	
NTW	NT ■ W □	

STICK 22 48V STICK 44 48V STICK 66 48V STICK 48V + CORD ACCESSORY



MATERIAL | AL | ABS+PC |

RAL ⓘ » 392

» 370



HOLLY 48V	P	CCT	Beam	Flux	LOR
A349- ○ - ○ -00- WT NT WTW NTW	2,1W	2700K	19°	190 lm	90%
A349- ○ - ○ -01- WT NT WTW NTW	2,1W	3000K	19°	210 lm	90%
A349- ○ - ○ -10- WT NT WTW NTW	2,1W	2700K	38°	190 lm	92%
A349- ○ - ○ -11- WT NT WTW NTW	2,1W	3000K	38°	210 lm	92%

48 V | IP20 | CRI>90 | L90B10 > 102.000h



○ SUSPENSION DISTANCE	○ OPTIONS*
0 2 m	1 No DIM
1 3 m	2 DIM DALI
2 5 m	OTHER DIM OPTIONS PLEASE CONSULT

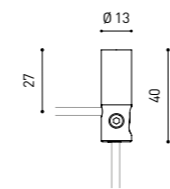
○ SUSPENSION DISTANCE	○ OPTIONS*
0 2 m	1 No DIM
1 3 m	2 DIM DALI
2 5 m	OTHER DIM OPTIONS PLEASE CONSULT

ADJUSTMENT RANGE 2m

OPTIONAL ACCESSORY

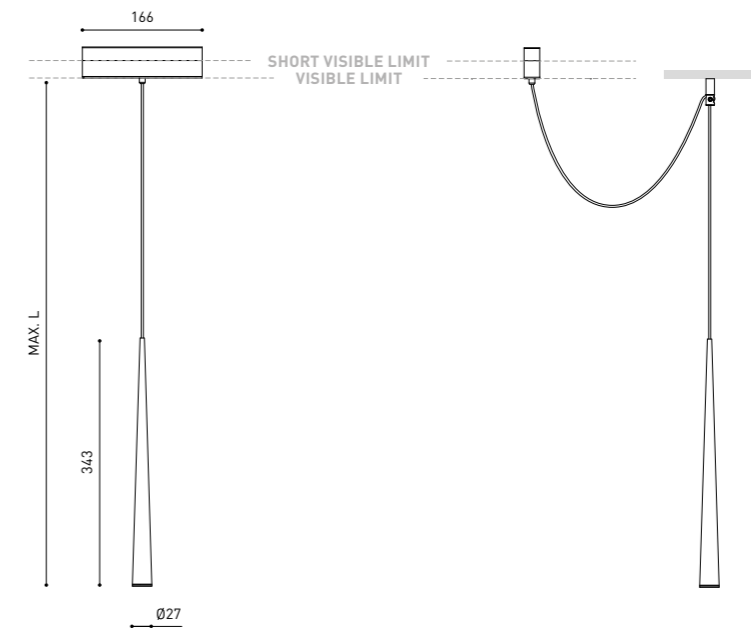
CORD Accessory

0223-00-00- | W | N |



FINISHING	Lamp	Adaptor	Cord
WT	WT □ N ■	W □	
NT	NT ■ N ■	N ■	
WTW	WT □ W □	W □	
NTW	NT ■ W □	N ■	

HOLLY 48V TRACK HOLLY 48V TRACK + CORD ACCESSORY



MATERIAL | AL | PC |

RAL ⓘ » 392

» 370



SPIN 48V	P	CCT	Beam	Flux	LOR
A350- [0] - [00] WT NT WTW NTW	6,5W	2700K	24°	600 lm	86%
A350- [0] - [01] WT NT WTW NTW	6,5W	3000K	24°	630 lm	86%
A350- [0] - [10] WT NT WTW NTW	6,5W	2700K	40°	600 lm	84%
A350- [0] - [11] WT NT WTW NTW	6,5W	3000K	40°	630 lm	84%

48 V | IP20 | CRI>90 | L90B10 > 60.000h



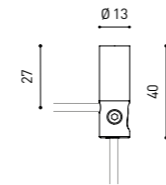
[0]	SUSPENSION DISTANCE
0	2 m
1	3 m
2	5 m

ADJUSTMENT RANGE 2m

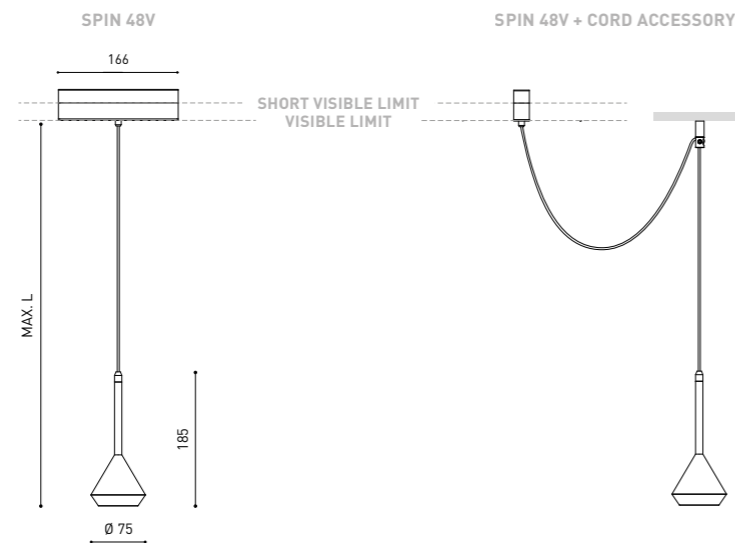
[1]	OPTIONS*
1	No DIM
2	DIM DALI

OTHER DIM OPTIONS PLEASE CONSULT

OPTIONAL ACCESSORY	
CORD Accessory	
0223-00-00-	W N



FINISHING	Lamp	Adaptor	Cord
WT	WT □ N ■	W □	
NT	NT ■ N ■	N ■	
WTW	WT □ W □	W □	
NTW	NT ■ W □	N ■	



MATERIAL | AL | PMMA |

RAL ⓘ » 392

» 370



DUNE 35 48V	P	CCT	Flux	LOR
A532-1- [0] - [00] - [0] WT NT PG OG BE	4W	2700K	570 lm	83%
A532-1- [0] - [00] - [1] WT NT PG OG BE	4W	3000K	600 lm	83%

48 V | IP20 | CRI>90 | L90B10 > 55.000h



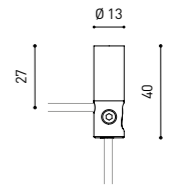
[0]	CORD LENGTH-L
0	2 m
1	3 m
2	5 m

ADJUSTMENT RANGE 2m

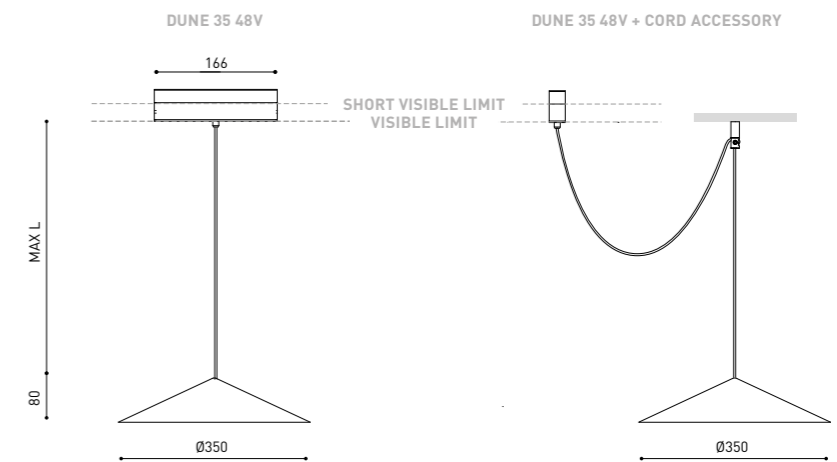
[1]	OPTIONS*
1	No DIM
2	DIM DALI

OTHER DIM OPTIONS PLEASE CONSULT

OPTIONAL ACCESSORIES	
CORD Accessory	
0223-00-00-	N



FINISHING	Lamp	Adaptor	Cord
WT	WT □ N ■	N ■	
NT	NT ■ N ■	N ■	
PG	PG ■ N ■	N ■	
OG	OG ■ N ■	N ■	
BE	BE ■ N ■	N ■	



MATERIAL | AL | PC |

RAL ⓘ » 392

» 370

COLOURS MAY AFFECT THE LIGHTING PARAMETERS
OTHER CCT & DIM OPTIONS PLEASE CONSULT

01

02

03



01

02

03

04

05

06



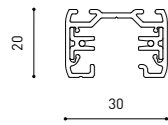
TRACK SYSTEM
Track 1L

- 01 / **iO**
- 02 / **Plus mini 1L**
- 03 / **Fit 65 1L**

TRACK SYSTEM
Track 3L

- 01 / **Six**
Six M
Six L
- 02 / **Plus**
Plus Mini
Plus
- 03 / **Zen Tube**
- 04 / **Fit**
Fit 65
Fit 80
- 05 / **Coco M**
- 06 / **Thor**

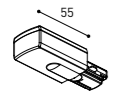
SURFACE & SUSPENDED



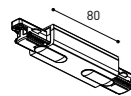
TRACK 1L 1m	A264-01-00- B N
TRACK 1L 2m	A264-02-00- B N
TRACK 1L 3m	A264-03-00- B N



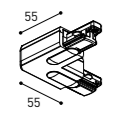
POLARITY GROOVE



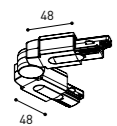
TRACK 1L Live-End Connector	A264-00-01- B N
	A264-00-02- B N



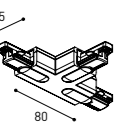
TRACK 1L Central Connector	A264-00-03- B N
----------------------------	---------------------



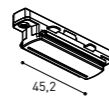
TRACK 1L 90° Angle	A264-00-06- B N
	A264-00-07- B N



TRACK 1L Corner Connector	A264-00-15- B N
---------------------------	---------------------



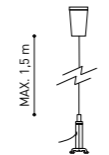
TRACK 1L T-Joint	A264-00-16- B N
	A264-00-17- B N



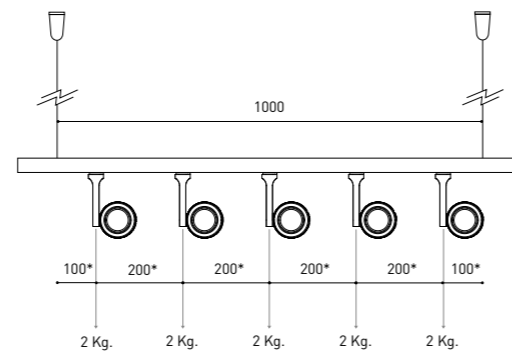
TRACK 1L Contact Joint	A264-00-04- B N
------------------------	---------------------



TRACK 1L End	A264-00-13- B N
--------------	---------------------



TRACK 1L Suspension Kit	A264-00-14- WT NT
	At least 2 units needed

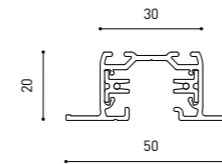


*minimum distance (mm.)

COLOUR | B □ | N ■ | WT □ | NT ■ |

RAL ⓘ » 392

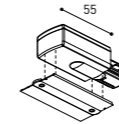
FLUSH MOUNTING



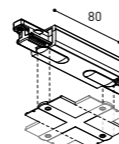
TRACK 1L FLUSH 1m	A264-11-00- B N
TRACK 1L FLUSH 2m	A264-12-00- B N
TRACK 1L FLUSH 3m	A264-13-00- B N



POLARITY GROOVE



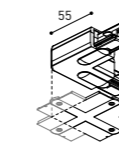
TRACK 1L FLUSH Live-End Connector	A264-00-01- B N
	A264-00-02- B N



TRACK 1L FLUSH Cover Plate	A264-10-19- B N
	Mandatory for installation

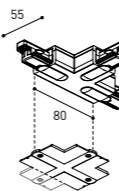
TRACK 1L FLUSH Central Connector	A264-00-03- B N
----------------------------------	---------------------

TRACK 1L FLUSH Corner Cover Plate	A264-10-20- B N
	Mandatory for installation



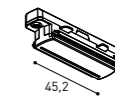
TRACK 1L FLUSH 90° Angle	A264-00-06- B N
	A264-00-07- B N

TRACK 1L FLUSH Corner Cover Plate	A264-10-20- B N
	Mandatory for installation

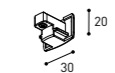


TRACK 1L FLUSH T-Joint	A264-00-16- B N
	A264-00-17- B N

TRACK 1L FLUSH Corner Cover Plate	A264-10-20- B N
	Mandatory for installation



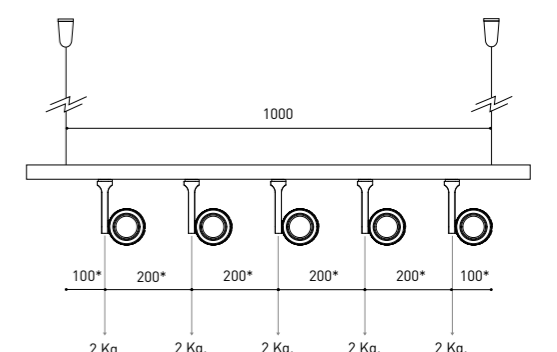
TRACK 1L Contact Joint	A264-00-04- B N
------------------------	---------------------



TRACK 1L End	A264-00-13- B N
--------------	---------------------



TRACK 1L FLUSH Suspension Kit	A264-10-15
	For wire 1,5 mm (Not Included)



*minimum distance (mm.)

COLOUR | B □ | N ■ |

RAL ⓘ » 392

RECOMMENDED FOR INSTALLATIONS WHERE THE PROFILE CAN BE INSTALLED BEFORE THE FALSE PLASTERBOARD CEILING (THICKNESS 12,5mm.)



Extended Family / Magnetic 24V iO Micro_100 / iO Surface_138 / iO Micro 24V_229 / iO 48V_256



				P	CCT	Beam	I	Flux	LOR
iO	A262-00-10-	WT NT		4,5W	2700K	20°	500mA	485 lm	92%
	A262-00-11-	WT NT		4,5W	3000K	20°	500mA	505 lm	92%
	A262-00-13-	WT NT		4,5W	3500K	20°	500mA	515 lm	92%
	A262-00-12-	WT NT		4,5W	4000K	20°	500mA	520 lm	92%
	A262-00-20-	WT NT		4,5W	2700K	30°	500mA	485 lm	89%
	A262-00-21-	WT NT		4,5W	3000K	30°	500mA	505 lm	89%
	A262-00-23-	WT NT		4,5W	3500K	30°	500mA	515 lm	89%
	A262-00-22-	WT NT		4,5W	4000K	30°	500mA	520 lm	89%
	A262-00-30-	WT NT		4,5W	2700K	56°	500mA	485 lm	86%
	A262-00-31-	WT NT		4,5W	3000K	56°	500mA	505 lm	86%
	A262-00-33-	WT NT		4,5W	3500K	56°	500mA	515 lm	86%
	A262-00-32-	WT NT		4,5W	4000K	56°	500mA	520 lm	86%

220 V~ | IP20 | CRI>90 | L90B10 >55.000h



OPTIONAL ACCESSORIES

NOT SOLD SEPARATELY
AFFECTS THE LIGHTING PARAMETERS

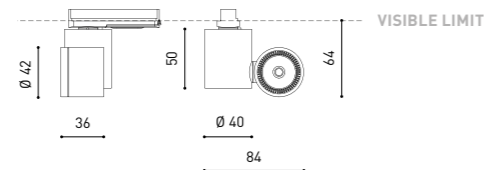
iO Beam Mixer Diffuser 0805-01-00



iO Anti-glare Honeycomb Louver 0806-00-00 | WT | NT |




iO High Chromatic LED ⓘ » 361



COLOUR | WT □ | NT ■ | MATERIAL | AL | PC |

TRACK 1L ⓘ » 272

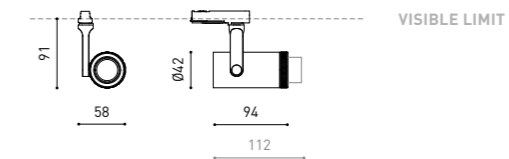


Extended Family / Magnetic 24V Plus Micro_102 / Plus Recessed_109 / Plus Micro 24V_228 / Plus 48V_255 / Plus_284



				P	CCT	Beam	I	Flux	LOR
PLUS Mini 1L	A327-00-20-	WT NT		4,5W	2700K	10°-41°	500mA	480 lm	20-40%
	A327-00-21-	WT NT		4,5W	3000K	10°-41°	500mA	500 lm	20-40%
	A327-00-22-	WT NT		4,5W	4000K	10°-41°	500mA	515 lm	20-40%

220 V~ | IP20 | CRI>90 | L90B10 >55.000h



OPTIONAL

PLUS MINI High Chromatic LED ⓘ » 361

NOT SOLD SEPARATELY
AFFECTS THE LIGHTING PARAMETERS

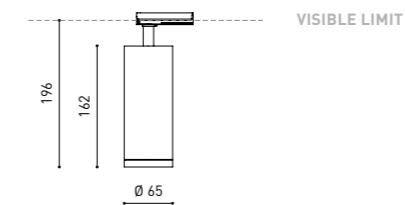
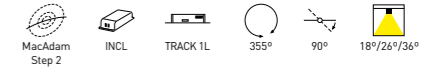
MINIMAL TRACK
Fit 65 1L

Extended Family / Magnetic 24V Fit_100 / Fit Recessed_108 / Fit Surface_136 / Fit 24V_230 / Fit 48V_249 / Fit_283



				P	CCT	Beam	I	Flux	LOR
FIT 65 1L	A366-01-11-	WT NT		10,3W	3000K	18°	300mA	1300 lm	90%
	A366-01-12-	WT NT		10,3W	4000K	18°	300mA	1320 lm	90%
	A366-01-21-	WT NT		10,3W	3000K	26°	300mA	1300 lm	88%
	A366-01-22-	WT NT		10,3W	4000K	26°	300mA	1320 lm	88%
	A366-01-31-	WT NT		10,3W	3000K	36°	300mA	1300 lm	84%
	A366-01-32-	WT NT		10,3W	4000K	36°	300mA	1320 lm	84%

220 V~ | IP20 | CRI>90 | L90B10 >55.000h



OPTIONAL ACCESSORY

FIT 65 Anti-glare Honeycomb Louver A356-00-00

NOT SOLD SEPARATELY
AFFECTS THE LIGHTING PARAMETERS

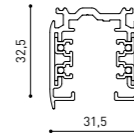



COLOUR | WT □ | NT ■ | MATERIAL | AL | OPTICAL PMMA |

TRACK 1L ⓘ » 272

COLOUR | WT □ | NT ■ | MATERIAL | AL | PC |

TRACK 3L SURFACE & SUSPENDED



TRACK 3L 1m	A282-01-00-	B	N
TRACK 3L 2m	A282-02-00-	B	N
TRACK 3L 3m	A282-03-00-	B	N



WEIGHT BEAR CAPACITY

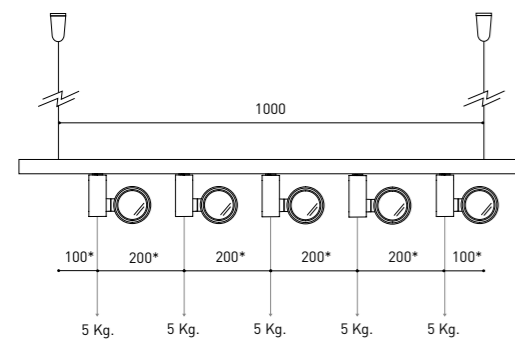
Distancia de fijación y capacidad de carga.
Distancia fijación recomendada l- 1000 mm.

Fastening distance and loading capacity.
Recommended fastening distance l- 1000 mm.

Distance de fixation et capacité de charge.
Distance de fixation recommandée l- 1000 mm.

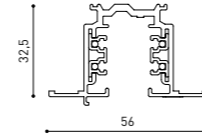

Distanza di installazione e capacità di carico.
Distanza consigliata di fissazione l- 1000 mm.

Befestigungsabstand und Belastbarkeit.
Empfohlener Abstand l- 1000 mm.



*minimum distance [mm.]

TRACK 3L FLUSH MOUNTING*



TRACK 3L FLUSH 1m	A282-11-00-	B	N
TRACK 3L FLUSH 2m	A282-12-00-	B	N
TRACK 3L FLUSH 3m	A282-13-00-	B	N

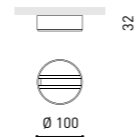


OPTIONAL ACCESSORIES

FIT MODEL: ACCESSORIES ONLY IN BLACK FINISH
SIX MODEL: ACCESSORIES NOT AVAILABLE

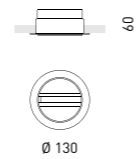
TRACKLIGHT Surface Adapter

0000-55-43-	W
0000-55-39-	N

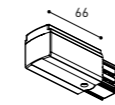


TRACKLIGHT Recessed Adapter

0000-55-44-	W
0000-55-40-	N

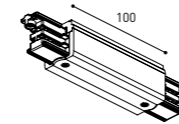


SURFACE & SUSPENDED



POLARITY GROOVE

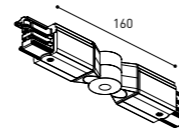
A282-00-01-	B	N
A282-00-02-	B	N



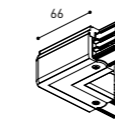
TRACK 3L Central Connector		
A282-00-03-	B	N



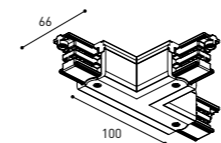
TRACK 3L Fixation Kit		
A219-21-06-	B	N



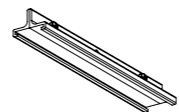
TRACK 3L Universal Angle		
A282-00-15-	B	N



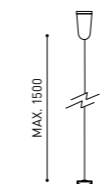
TRACK 3L 90° Angle		
A282-00-06-	B	N
A282-00-07-	B	N



TRACK 3L T Joint		
A282-00-16-	B	N
A282-00-17-	B	N



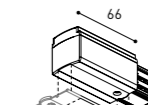
TRACK 3L Mechanical Joint		
A219-21-11-	B	N



TRACK 3L Suspension Kit		
A219-21-10-	B	N

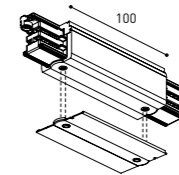
At least 2 units needed

FLUSH MOUNTING*



POLARITY GROOVE

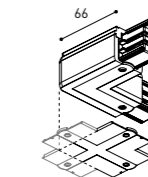
A282-00-01-	B	N
A282-00-02-	B	N



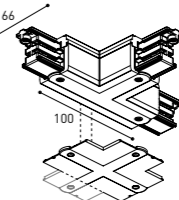
TRACK 3L Central Connector		
A282-00-03-	B	N



TRACK 3L FLUSH Ceiling Kit	
A219-22-06-	B

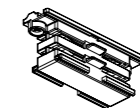


TRACK 3L 90° Angle		
A282-00-06-	B	N
A282-00-07-	B	N

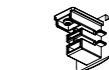


TRACK 3L T Joint		
A282-00-16-	B	N
A282-00-17-	B	N

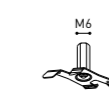
SURFACE & SUSP. / FLUSH MOUNTING



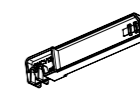
TRACK Contact Joint		
A282-00-04-	B	N



TRACK End		
A219-20-02-	B	N



TRACK Clamp Kit for M6 ROD	
A219-21-21-	B



TRACK Bending Tool
A282-00-00

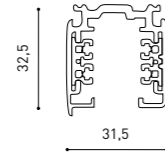

For tracks its length has been modified

COLOUR | B □ | N ■ | W □ |

RAL ⓘ » 392

* RECOMMENDED FOR INSTALLATIONS WHERE THE PROFILE CAN BE INSTALLED BEFORE THE FALSE PLASTERBOARD CEILING (THICKNESS 12,5mm.)

TRACK 3L SURFACE & SUSPENDED



TRACK 3L 1m	A219-21-01- B N
TRACK 3L 2m	A219-21-02- B N
TRACK 3L 3m	A219-21-03- B N



WEIGHT BEAR CAPACITY

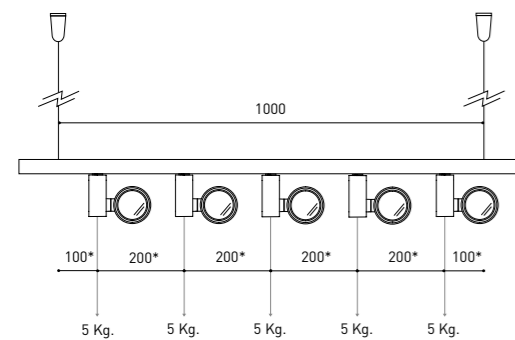
Distancia de fijación y capacidad de carga.
Distancia fijación recomendada l- 1000 mm.

Fastening distance and loading capacity.
Recommended fastening distance l- 1000 mm.

Distance de fixation et capacité de charge.
Distance de fixation recommandée l- 1000 mm.

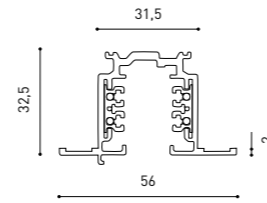

Distanza di installazione e capacità di carico.
Distanza consigliata di fissazione l- 1000 mm.

Befestigungsabstand und Belastbarkeit.
Empfohlener Abstand l- 1000 mm.



*minimum distance [mm.]

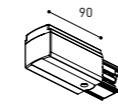
TRACK 3L FLUSH MOUNTING*



TRACK 3L FLUSH 1m	A219-22-01- B N
TRACK 3L FLUSH 2m	A219-22-02- B N
TRACK 3L FLUSH 3m	A219-22-03- B N

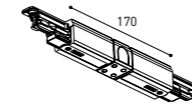


SURFACE & SUSPENDED



POLARITY GROOVE

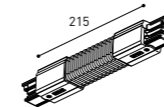
TRACK 3L Live-End Connector
A219-21-04- B N
A219-21-12- B N



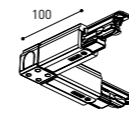
TRACK 3L Central Connector
A219-21-05- B N



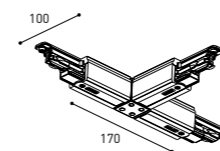
TRACK 3L Fixation Kit
A219-21-06- B N



TRACK 3L Universal Angle
A219-21-07- B N



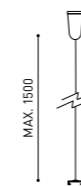
TRACK 3L 90° Angle
A219-21-08- B N
A219-21-13- B N



TRACK 3L T Joint
A219-21-09- B N
A219-21-14- B N



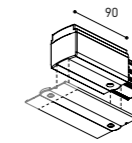
TRACK 3L Mechanical Joint
A219-21-11- B N



TRACK 3L Suspension Kit
A219-21-10- B N

At least 2 units needed

FLUSH MOUNTING*

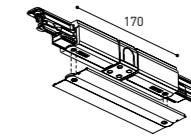


POLARITY GROOVE

TRACK 3L FLUSH Live-End Connector
A219-21-04- B N
A219-21-12- B N

TRACK 3L FLUSH Cover Plate
A219-22-10- B N

Mandatory for installation



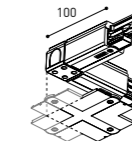
TRACK 3L FLUSH Central Connector
A219-21-05- B N

TRACK 3L FLUSH COVER Plate
A219-22-10- B N

Mandatory for installation



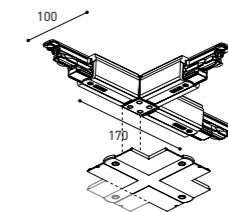
TRACK 3L FLUSH Ceiling Kit
A219-22-06- B



TRACK 3L FLUSH 90° Angle
A219-21-08- B N
A219-21-13- B N

TRACK 3L FLUSH Corner Cover Plate
A219-22-11- B N

Mandatory for installation

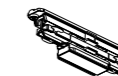


TRACK 3L T Joint
A219-21-09- B N
A219-21-14- B N

TRACK 3L FLUSH Corner Cover Plate
A219-22-11- B N

Mandatory for installation

SURFACE & SUSP. / FLUSH MOUNTING



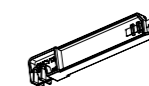
TRACK Contact Joint
A219-20-01- B N



TRACK End
A219-20-02- B N



TRACK Clamp Kit for M6 ROD
A219-21-21- B



TRACK Bending Tool
A282-00-00

For tracks its length has been modified

COLOUR | B □ | N ■ |

RAL ⓘ » 392

* RECOMMENDED FOR INSTALLATIONS WHERE THE PROFILE CAN BE INSTALLED BEFORE THE FALSE PLASTERBOARD CEILING (THICKNESS 12,5mm.)



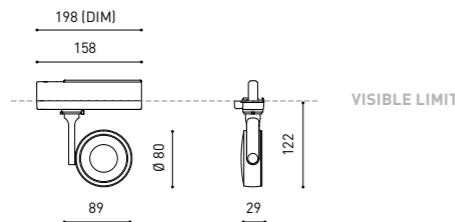
				P	CCT	Beam	I	Flux	LOR
SIX M 1	A331-11-10-	WT	NT	11,5W	2700K	19°	350mA	1600 lm	93%
	A331-11-11-	WT	NT	11,5W	3000K	19°	350mA	1650 lm	93%
	A331-11-12-	WT	NT	11,5W	4000K	19°	350mA	1700 lm	93%
	A331-11-20-	WT	NT	11,5W	2700K	28°	350mA	1600 lm	91%
	A331-11-21-	WT	NT	11,5W	3000K	28°	350mA	1650 lm	91%
	A331-11-22-	WT	NT	11,5W	4000K	28°	350mA	1700 lm	91%
	A331-11-30-	WT	NT	11,5W	2700K	38°	350mA	1600 lm	93%
	A331-11-31-	WT	NT	11,5W	3000K	38°	350mA	1650 lm	93%
	A331-11-32-	WT	NT	11,5W	4000K	38°	350mA	1700 lm	93%
	SIX M 2	A331-2-Ⓞ -10-	WT	NT	17W	2700K	19°	500mA	2050 lm
A331-2-Ⓞ -11-		WT	NT	17W	3000K	19°	500mA	2130 lm	93%
A331-2-Ⓞ -12-		WT	NT	17W	4000K	19°	500mA	2160 lm	93%
A331-2-Ⓞ -20-		WT	NT	17W	2700K	28°	500mA	2050 lm	91%
A331-2-Ⓞ -21-		WT	NT	17W	3000K	28°	500mA	2130 lm	91%
A331-2-Ⓞ -22-		WT	NT	17W	4000K	28°	500mA	2160 lm	91%
A331-2-Ⓞ -30-		WT	NT	17W	2700K	38°	500mA	2050 lm	93%
A331-2-Ⓞ -31-		WT	NT	17W	3000K	38°	500mA	2130 lm	93%
A331-2-Ⓞ -32-		WT	NT	17W	4000K	38°	500mA	2160 lm	93%

220 V~ | IP20 | CRI>90 | L90B10 >55.000h



Ⓞ	*OPTIONS
1	No DIM
2	DIM DALI

OPTIONAL
SIX M High Chromatic LED ⓘ » 361
NOT SOLD SEPARATELY
AFFECTS THE LIGHTING PARAMETERS



COLOUR | WT □ | NT ■ | MATERIAL | AL | PC |

TRACK 3L ⓘ » 276

Ⓞ ⓘ » 370



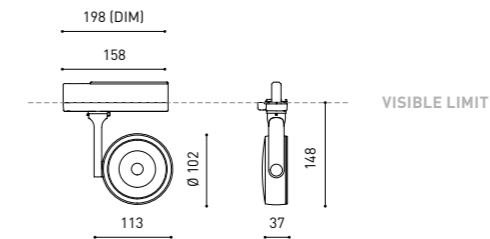
				P	CCT	Beam	I	Flux	LOR
SIX L 1	A286-11-10-	WT	NT	11,5W	2700K	17°	350mA	1600 lm	93%
	A286-11-11-	WT	NT	11,5W	3000K	17°	350mA	1650 lm	93%
	A286-11-12-	WT	NT	11,5W	4000K	17°	350mA	1700 lm	93%
	A286-11-30-	WT	NT	11,5W	2700K	26°	350mA	1600 lm	93%
	A286-11-31-	WT	NT	11,5W	3000K	26°	350mA	1650 lm	93%
	A286-11-32-	WT	NT	11,5W	4000K	26°	350mA	1700 lm	93%
	A286-11-20-	WT	NT	11,5W	2700K	34°	350mA	1600 lm	90%
	A286-11-21-	WT	NT	11,5W	3000K	34°	350mA	1650 lm	90%
	A286-11-22-	WT	NT	11,5W	4000K	34°	350mA	1700 lm	90%
	SIX L 2	A286-2-Ⓞ -10-	WT	NT	24,5W	2700K	17°	700mA	2850 lm
A286-2-Ⓞ -11-		WT	NT	24,5W	3000K	17°	700mA	2950 lm	93%
A286-2-Ⓞ -12-		WT	NT	24,5W	4000K	17°	700mA	3000 lm	93%
A286-2-Ⓞ -30-		WT	NT	24,5W	2700K	26°	700mA	2850 lm	93%
A286-2-Ⓞ -31-		WT	NT	24,5W	3000K	26°	700mA	2950 lm	93%
A286-2-Ⓞ -32-		WT	NT	24,5W	4000K	26°	700mA	3000 lm	93%
A286-2-Ⓞ -20-		WT	NT	24,5W	2700K	34°	700mA	2850 lm	90%
A286-2-Ⓞ -21-		WT	NT	24,5W	3000K	34°	700mA	2950 lm	90%
A286-2-Ⓞ -22-		WT	NT	24,5W	4000K	34°	700mA	3000 lm	90%

220 V~ | IP20 | CRI>90 | L90B10 >55.000h



Ⓞ	*OPTIONS
1	No DIM
4	DIM DALI

OPTIONAL
SIX L High Chromatic LED ⓘ » 361
NOT SOLD SEPARATELY
AFFECTS THE LIGHTING PARAMETERS



COLOUR | WT □ | NT ■ | MATERIAL | AL | PC |

TRACK 3L ⓘ » 276

Ⓞ ⓘ » 370



		P	CCT	Beam	I	Flux	LOR
COCO M 3L	A554-0- ① -10- WT NT	11,6W	2700K	32°	350mA	2080 lm	81%
	A554-0- ① -11- WT NT	11,6W	3000K	32°	350mA	2160 lm	81%
	A554-0- ① -13- WT NT	11,6W	3500K	32°	350mA	2190 lm	81%
	A554-0- ① -12- WT NT	11,6W	4000K	32°	350mA	2200 lm	81%
	A554-0- ① -20- WT NT	11,6W	2700K	43°	350mA	2080 lm	86%
	A554-0- ① -21- WT NT	11,6W	3000K	43°	350mA	2160 lm	86%
	A554-0- ① -23- WT NT	11,6W	3500K	43°	350mA	2190 lm	86%
	A554-0- ① -22- WT NT	11,6W	4000K	43°	350mA	2200 lm	86%
	A554-0- ① -30- WT NT	11,6W	2700K	53°	350mA	2080 lm	86%
	A554-0- ① -31- WT NT	11,6W	3000K	53°	350mA	2160 lm	86%
	A554-0- ① -33- WT NT	11,6W	3500K	53°	350mA	2190 lm	86%
	A554-0- ① -32- WT NT	11,6W	4000K	53°	350mA	2200 lm	86%

220 V~ | IP20 | CRI>90 | L90B10 >66.000h

MacAdam Step 2 | OPTIONS* | INCL | TRACK 3L | 350° | 90° | 32° / 43° / 53°

OPTIONAL ACCESSORIES

AFFECT THE LIGHTING PARAMETERS
NOT SOLD SEPARATELY

COCO M Anti-glare Honeycomb Louver

A553-90-00- | WT | NT |



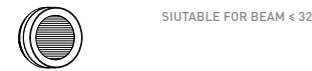
COCO M Anti-glare Screen

A553-90-01- | WT | NT |



COCO M Linear Filter

A553-90-02- | WT | NT |



SIUTABLE FOR BEAM ≤ 32°

COCO M High Chromatic Led ⓘ » 361

		P	CCT	Beam	I	Flux	LOR
COCO M 3L Super Spot	A554-0- ① -00- WT NT	8,7W	2700K	13°	500mA	1230 lm	67%
	A554-0- ① -01- WT NT	8,7W	3000K	13°	500mA	1300 lm	67%
	A554-0- ① -03- WT NT	8,7W	3500K	13°	500mA	1360 lm	67%
	A554-0- ① -02- WT NT	8,7W	4000K	13°	500mA	1400 lm	67%

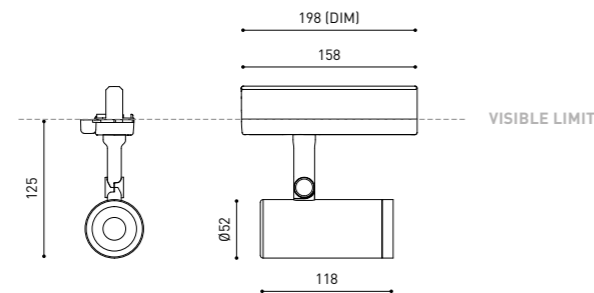
220 V~ | IP20 | CRI>90 | L90B10 >66.000h

MacAdam Step 2 | OPTIONS* | INCL | TRACK 3L | 350° | 90° | 13°

① *OPTIONS

- 1 No DIM
- 2 DIM DALI


OTHER DIM OPTIONS PLEASE CONSULT



COLOUR | NT ■ | WT □ | MATERIAL | AL | PC/PMMA | TRACK 3L ⓘ » 276

OTHER CCT OPTIONS PLEASE CONSULT

Ⓜ » 370



		P	CCT	Beam	I	Flux	LOR
FIT 65	A356-01-11- WT NT	10,3W	3000K	18°	300mA	1300 lm	90%
	A356-01-12- WT NT	10,3W	4000K	18°	300mA	1320 lm	90%
	A356-01-21- WT NT	10,3W	3000K	26°	300mA	1300 lm	88%
	A356-01-22- WT NT	10,3W	4000K	26°	300mA	1320 lm	88%
	A356-01-31- WT NT	10,3W	3000K	36°	300mA	1300 lm	84%
	A356-01-32- WT NT	10,3W	4000K	36°	300mA	1320 lm	84%

220 V~ | IP20 | CRI>90 | L90B10 >55.000h

MacAdam Step 2 | INCL | TRACK 3L | 360° | 90° | 18°/26°/36°

		P	CCT	Beam	I	Flux	LOR
FIT 65	A356-02-11- WT NT	10,3W	3000K	18°	300mA	1300 lm	90%
	A356-02-12- WT NT	10,3W	4000K	18°	300mA	1320 lm	90%
	A356-02-21- WT NT	10,3W	3000K	26°	300mA	1300 lm	88%
	A356-02-22- WT NT	10,3W	4000K	26°	300mA	1320 lm	88%
	A356-02-31- WT NT	10,3W	3000K	36°	300mA	1300 lm	84%
	A356-02-32- WT NT	10,3W	4000K	36°	300mA	1320 lm	84%

220 V~ | IP20 | CRI>90 | L90B10 >55.000h

MacAdam Step 2 | DALI | INCL | TRACK 3L | 360° | 90° | 18°/26°/36°

		P	CCT	Beam	I	Flux	LOR
FIT 80	A357-0- ① -11- WT NT	19W	3000K	19°	550mA	2500 lm	90%
	A357-0- ① -12- WT NT	19W	4000K	19°	550mA	2540 lm	90%
	A357-0- ① -21- WT NT	19W	3000K	28°	550mA	2500 lm	84%
	A357-0- ① -22- WT NT	19W	4000K	28°	550mA	2540 lm	84%
	A357-0- ① -31- WT NT	19W	3000K	37°	550mA	2500 lm	85%
	A357-0- ① -32- WT NT	19W	4000K	37°	550mA	2540 lm	85%

220 V~ | IP20 | CRI>90 | L90B10 >55.000h

MacAdam Step 2 | OPTIONS* | INCL | TRACK 3L | 360° | 90° | 19°/28°/37°

① *OPTIONS

- 1 No DIM
- 2 DIM DALI

OPTIONAL ACCESSORIES

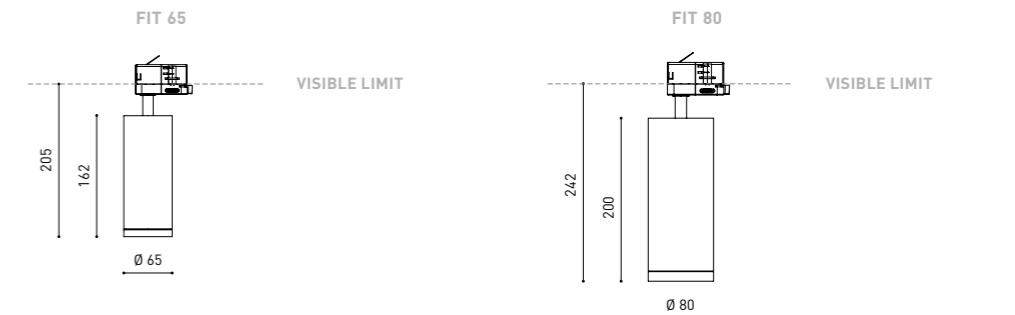
FIT65 Anti-glare Honeycomb Louver

A356-00-00

FIT 80 Anti-glare Honeycomb Louver

A357-00-00

NOT SOLD SEPARATELY
AFFECT THE LIGHTING PARAMETERS ⓘ



COLOUR | WT □ | NT ■ | MATERIAL | AL | PC | TRACK 3L ⓘ » 276

Ⓜ » 370




Tritium Winery, La Rioja (Spain) | Francesc Rifé Studio | Photography: Javier Márquez

TRACK 3L Plus



Extended Family / Magnetic 24V Plus Micro_102 / Plus Recessed_109 / Plus Micro 24V_228 / Plus 48V_255 / Plus Mini IL_275



		P	CCT	Beam	I	Flux	LOR		
PLUS Mini	A327-00-10-	WT	NT	4,5W	2700K	10°-41°	500mA	480 lm	20-40%
	A327-00-11-	WT	NT	4,5W	3000K	10°-41°	500mA	500 lm	20-40%
	A327-00-12-	WT	NT	4,5W	4000K	10°-41°	500mA	515 lm	20-40%

220 V~ | 240 V~ | IP20 | CRI>90 | L90B10 >55.000h

MacAdam Step 2 |
 INCL |
 TRACK 3L |
 350° |
 180° |
 10°-41°



		P	CCT	Beam	I	Flux	LOR		
PLUS	A324-00-00-	WT	NT	10,4W	2700K	12°-51°	300mA	1260 lm	26-40%
	A324-00-01-	WT	NT	10,4W	3000K	12°-51°	300mA	1310 lm	26-40%
	A324-00-02-	WT	NT	10,4W	4000K	12°-51°	300mA	1330 lm	26-40%

220 V~ | 240 V~ | IP20 | CRI>90 | L90B10 >55.000h

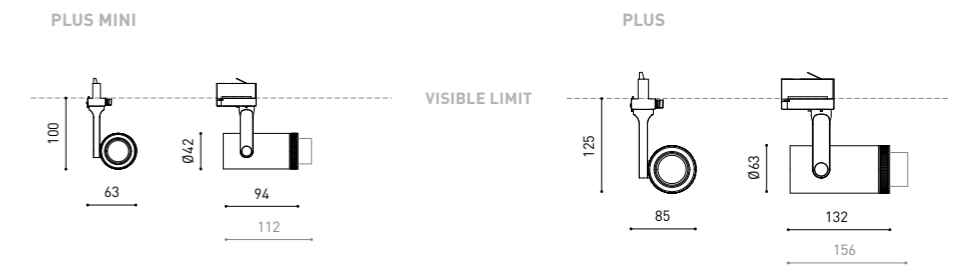
MacAdam Step 2 |
 INCL |
 TRACK 3L |
 350° |
 180° |
 12°-51°

OPTIONAL

PLUS MINI High Chromatic LED » 361

PLUS High Chromatic LED » 361

NOT SOLD SEPARATELY
AFFECT THE LIGHTING PARAMETERS



COLOUR | WT | NT | MATERIAL | AL | OPTICAL GLASS | TRACK 3L » 276

» 370



Extended Family / Zen Tube Surface_139 / Zen Tube 48V_258



		P	CCT	I	Flux	LOR
ZEN TUBE 1	A284-21- ① -1- WT NT	12W	3000K	350mA	1640 lm	90%
	A284-21- ① -2- WT NT	12W	4000K	350mA	1670 lm	90%
ZEN TUBE 2	A284-22- ① -1- WT NT	17W	3000K	500mA	2220 lm	90%
	A284-22- ① -2- WT NT	17W	4000K	500mA	2250 lm	90%
ZEN TUBE 3	A284-23- ① -1- WT NT	23W	3000K	700mA	3190 lm	90%
	A284-23- ① -2- WT NT	23W	4000K	700mA	3240 lm	90%

220
240 V~ | IP20 | CRI>90 | L90B10
>55.000h



① BEAM OPTIONS

1	16°
2	24°
3	42°

OPTIONAL ACCESSORIES

NOT SOLD SEPARATELY
AFFECT THE LIGHTING PARAMETERS

ZEN Anti-glare Honeycomb Louver 0702-02-00



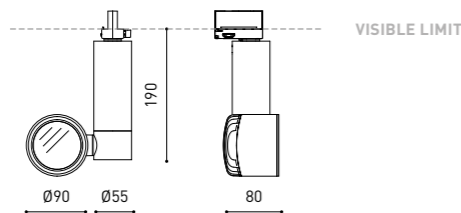
ZEN Elliptical Refractor 0700-08-00



ZEN Beam Mixer Diffuser 0805-02-00



ZEN High Chromatic LED ⓘ » 361



COLOUR | WT □ | NT ■ |

MATERIAL | AL | GL-TRANS |

TRACK 3L ⓘ » 276

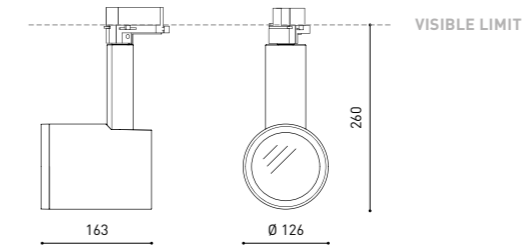
OTHER CCT PLEASE CONSULT

Ⓜ » 370



		P	CCT	I	Flux	LOR
THOR 1	A226-11- ① -1- WT NT	27W	3000K	800mA	3750 lm	90%
	A226-11- ① -2- WT NT	27W	4000K	800mA	3820 lm	90%
THOR 2	A226-21- ① -1- WT NT	36W	3000K	1050mA	4750 lm	90%
	A226-21- ① -2- WT NT	36W	4000K	1050mA	4820 lm	90%
DALI	A226-24- ① -1- WT NT	36W	3000K	1050mA	4750 lm	90%
	A226-24- ① -2- WT NT	36W	4000K	1050mA	4820 lm	90%

220
240 V~ | IP20 | CRI>90 | L90B10
>55.000h



① BEAM OPTIONS

1	17°
2	28°
3	40°

OPTIONAL ACCESSORIES

AFFECT THE LIGHTING PARAMETERS

THOR Anti-glare Screen 0802-00-00- | WT |
0802-00-00- | NT |



THOR Beam Mixer Diffuser 0805-03-00

NOT SOLD SEPARATELY



THOR Anti-glare Honeycomb Louver 0802-02-00

NOT SOLD SEPARATELY



THOR Elliptical Refractor 0802-04-00

NOT SOLD SEPARATELY



THOR High Chromatic Led ⓘ » 361

NOT SOLD SEPARATELY

COLOUR | WT □ | NT ■ |

MATERIAL | AL | GL-TRANS |

TRACK 3L ⓘ » 276

OTHER CCT PLEASE CONSULT

Ⓜ » 370



Notary in Delta del Ebro | NOS arquitectura | nos-arquitectura.com | Photo: Javi Briones

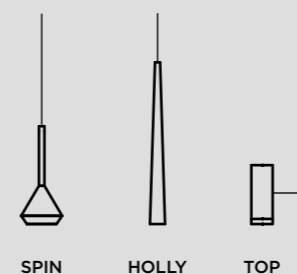
CUSTOM SYSTEMS

Fancy Shape ²⁹⁰ / Black Foster Custom System ³⁰⁰ / Black Foster Micro Custom Surface ³¹¹ / Divi ³¹⁴ / Bright Line ³¹⁸ / Fifty + Custom ³²¹



El sistema Fancy Shape permite crear distintas configuraciones de producto combinadas en una misma base. En el esquema se muestran las compatibilidades entre productos montados en una misma base. En proyectos ad hoc se pueden crear combinaciones infinitas sin limitaciones de compatibilidad más allá de las sugeridas en la ilustración.

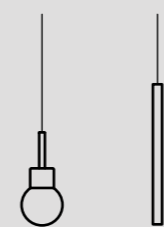
COMPATIBILITY



SPIN

HOLLY

TOP



ALASKA

STICK



ALASKA BIG

FANCY SHAPE BASES

○ Ø 155 | Max. 2 Luminaires

○ Ø 270 | Max. 6 Luminaires

○ Ø 330 | Max. 12 Luminaires

○ Ø 155 | Max. 2 Luminaires

○ Ø 270 | Max. 6 Luminaires

○ Ø 330 | Max. 12 Luminaires

○ Ø 155 | Max. 2 Luminaires

○ Ø 270 | Max. 3 Luminaires

○ Ø 330 | Max. 6 Luminaires

The Fancy Shape system allows for the creation of different product configurations combined on the same base. The diagram shows the compatibilities between products assembled on the same base. In *ad hoc* projects, infinite combinations can be created with no compatibility limitations beyond those suggested in the image.

Le système Fancy Shape permet de créer différentes configurations de produits regroupées sur une même base. Le schéma indique la compatibilité entre produits montés sur une même base. Les projets *ad hoc* permettent donc la création d'une infinité de combinaisons, sans restriction de compatibilité autre que celles indiquées dans le schéma.


Il sistema Fancy Shape consente di creare varie configurazioni di prodotto, combinate su un'unica base. Nello schema si indicano le compatibilità tra prodotti montati su una stessa base. Per i progetti *ad hoc* è possibile creare infinite combinazioni, senza limiti di compatibilità, oltre a quelle suggerite nell'illustrazione.

Das Fancy Shape-System ermöglicht es Ihnen, verschiedene Produktkonfigurationen auf einer einzigen Basis zu kombinieren. Das Diagramm zeigt die Kompatibilität zwischen Produkten, die auf der gleichen Grundfläche montiert sind. In *Ad hoc*-Projekten können unendlich viele Kombinationen erstellt werden, ohne dass die Kompatibilität über die in der Abbildung genannten Einschränkungen hinausgeht.

Top Fancy Shape



Extended Family / Magnetic 24V Top Micro_102 / Top_126 / Top Micro 24V_227 / Top 48V_264



		P	CCT	Beam	I	Flux	LOR
TOP Fancy Shape	A427- Ⓞ -0-10- NT	6,5W	2700K	20°	700mA	610 lm	92%
	A427- Ⓞ -0-11- NT	6,5W	3000K	20°	700mA	640 lm	92%
	A427- Ⓞ -0-12- NT	6,5W	4000K	20°	700mA	655 lm	92%
	A427- Ⓞ -0-20- NT	6,5W	2700K	30°	700mA	610 lm	89%
	A427- Ⓞ -0-21- NT	6,5W	3000K	30°	700mA	640 lm	89%
	A427- Ⓞ -0-22- NT	6,5W	4000K	30°	700mA	655 lm	89%
	A427- Ⓞ -0-30- NT	6,5W	2700K	56°	700mA	610 lm	86%
	A427- Ⓞ -0-31- NT	6,5W	3000K	56°	700mA	640 lm	86%
	A427- Ⓞ -0-32- NT	6,5W	4000K	56°	700mA	655 lm	86%

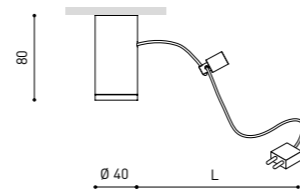
IP20 | CRI>90 | L90B10 >55.000h



CORD LENGTH - L

0	2 m
2	5 m

OTHER LENGTH PLEASE CONSULT



OPTIONAL ACCESSORIES

TOP Beam Mixer Diffuser

0805-01-00

NOT SOLD SEPARATELY
AFFECT THE LIGHTING PARAMETERS



TOP Anti-glare Louver

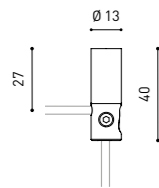
0807-00-00 | NT |

NOT SOLD SEPARATELY
AFFECT THE LIGHTING PARAMETERS



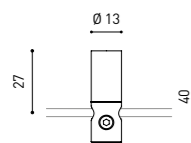
Cord Accessory

0223-00-00- | N |



Cord Accessory One Plane

0224-00-00- | N |



MANDATORY FOR INSTALLATION

FANCY SHAPE BASE 2 700mA 1 to 2 Lamps

A417-03-11- | WT | NT |
DALI A417-03-12- | WT | NT |

2 Equidistant Fixing Points



FANCY SHAPE BASE 6 700mA 3 to 6 Lamps

A417-03-21- | WT | NT |
DALI A417-03-22- | WT | NT |

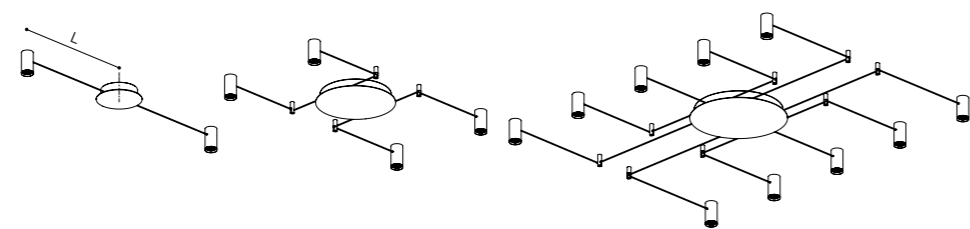
6 Equidistant Fixing Points



TOP Fancy Shape
Application example 2 Lamps

TOP Fancy Shape
Application example 4 Lamps

TOP Fancy Shape
Application example 10 Lamps



COLOUR | NT ■ | WT □ | N ■ |

MATERIAL | AL | ABS+PC |

RAL ⓘ » 392

Ⓞ » 370

Stick Fancy Shape



Extended Family / Stick_182 / Stick 22 24V_231 / Stick 48V_266



		P	CCT	Beam	I	Flux	LOR
STICK Fancy Shape	A42- Ⓞ - Ⓞ -0-10- WT NT	5,6W	2700K	18°	500mA	530 lm	84%
	A42- Ⓞ - Ⓞ -0-11- WT NT	5,6W	3000K	18°	500mA	570 lm	84%
	A42- Ⓞ - Ⓞ -0-20- WT NT	5,6W	2700K	31°	500mA	530 lm	82%
	A42- Ⓞ - Ⓞ -0-21- WT NT	5,6W	3000K	31°	500mA	570 lm	82%
	A42- Ⓞ - Ⓞ -0-30- WT NT	5,6W	2700K	42°	500mA	530 lm	84%
	A42- Ⓞ - Ⓞ -0-31- WT NT	5,6W	3000K	42°	500mA	570 lm	84%

IP20 | CRI>90 | L90B10 >108.000h



STICK LENGTH

2	STICK 22	220 mm
3	STICK 44	440 mm
4	STICK 66	660 mm

CORD LENGTH - L1 + L2

0	2 m
2	5 m

OTHER LENGTH PLEASE CONSULT

MANDATORY FOR INSTALLATION

FANCY SHAPE BASE 2 500mA 1 to 2 Lamps

A417-01-11- | WT | NT |
DALI A417-01-12- | WT | NT |

2 Equidistant Fixing Points



FANCY SHAPE BASE 5 500mA 3 to 5 Lamps

A417-01-21- | WT | NT |

FANCY SHAPE BASE 6 500mA 3 to 6 Lamps

DALI A417-01-32- | WT | NT |

6 Equidistant Fixing Points



FANCY SHAPE BASE 10 500mA 6 to 10 Lamps

A417-01-41- | WT | NT |

FANCY SHAPE BASE 12 500mA 7 to 12 Lamps

DALI A417-01-52- | WT | NT |

12 Equidistant Fixing Points

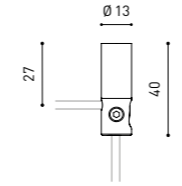


OPTIONAL ACCESSORIES

Cord Accessory

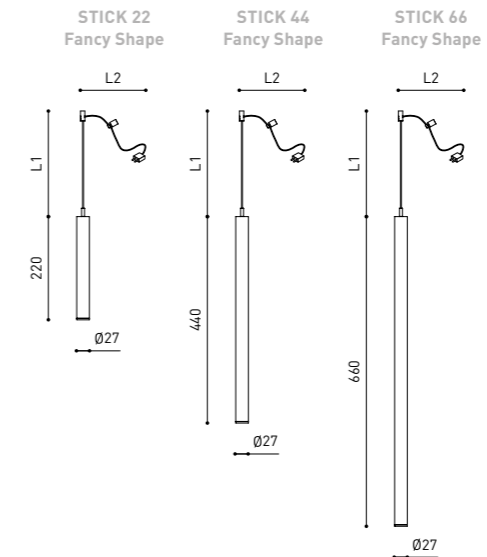
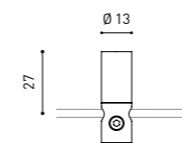
0223-00-00- | N |

Included 1 unit x lamp



Cord Accessory One Plane

0224-00-00- | N |



STICK Fancy Shape
Application example 2 Lamps

STICK Fancy Shape
Application example 6 Lamps

STICK Fancy Shape
Application example 12 Lamps

COLOUR | WT □ | NT ■ | N ■ |

MATERIAL | AL | ABS+PC |

RAL ⓘ » 392

OTHER CCT & DIM OPTIONS PLEASE CONSULT | OTHER FINISHING COMBINATIONS PLEASE CONSULT

Ⓞ » 370

Alaska Fancy Shape



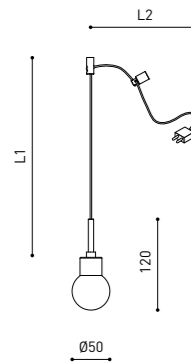
		P	CCT	I	Flux	LOR
ALASKA Fancy Shape	A418- -0-00- N BG	4,5W	2700K	500mA	475 lm	30%
	A418- -0-01- N BG	4,5W	3000K	500mA	500 lm	30%

IP20 | CRI>90 | L90B10 >55.000h
 MacAdam Step 2
 FAST | CONNEC
 EXCL
 21°

Ⓞ CORD LENGTH - L1 + L2

0	2 m
2	5 m

OTHER LENGTH PLEASE CONSULT



MANDATORY FOR INSTALLATION

FANCY SHAPE BASE 2 500mA 1 to 2 Lamps

A417-01-11- WT NT
DALI A417-01-12- WT NT

2 Equidistant Fixing Points

220/240 V~ | | INCL
 34:1
 Ø155

FANCY SHAPE BASE 6 500mA 3 to 6 Lamps

A417-01-31- WT NT
DALI A417-01-32- WT NT

6 Equidistant Fixing Points

220/240 V~ | | INCL
 34:1
 Ø270

FANCY SHAPE BASE 12 500mA 7 to 12 Lamps

A417-01-51- WT NT
DALI A417-01-52- WT NT

12 Equidistant Fixing Points

220/240 V~ | | INCL
 34:1
 Ø330

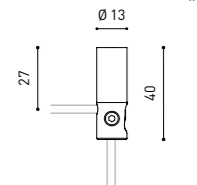


OPTIONAL ACCESSORIES

Cord Accessory

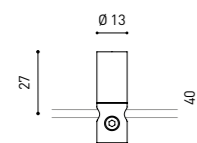
0223-00-00- | N |

Included 1 unit x lamp

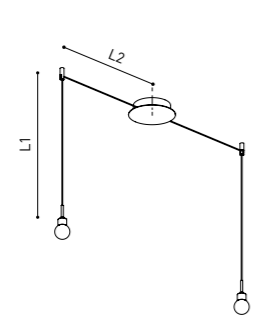


Cord Accessory One Plane

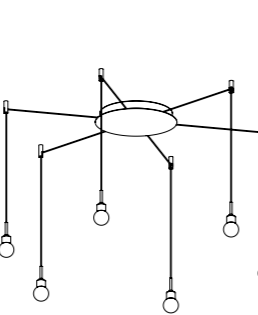
0224-00-00- | N |



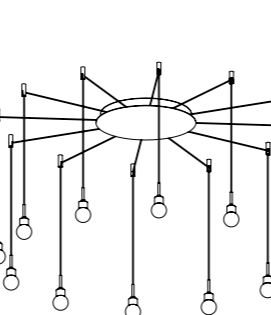
ALASKA Fancy Shape Application example 2 Lamps



ALASKA Fancy Shape Application example 6 Lamps



ALASKA Fancy Shape Application example 12 Lamps



COLOUR | N ■ | BG ■ | WT □ | NT ■ | MATERIAL | AL | OPTICAL GLASS | RAL » 392

OTHER CCT & DIM OPTIONS PLEASE CONSULT | OTHER FINISHING COMBINATIONS PLEASE CONSULT

» 370



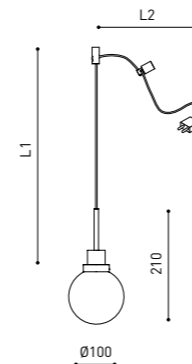
		P	CCT	I	Flux	LOR
ALASKA Big Fancy Shape	A419- -0-00- N BG	9,3W	2700K	550mA	1130 lm	36%
	A419- -0-01- N BG	9,3W	3000K	550mA	1200 lm	36%

IP20 | CRI>90 | L90B10 >60.000h
 MacAdam Step 2
 FAST | CONNEC
 EXCL
 21°

Ⓞ CORD LENGTH - L1 + L2

1	3 m
2	5 m

OTHER LENGTH PLEASE CONSULT



MANDATORY FOR INSTALLATION

FANCY SHAPE BASE 2 550mA 1 to 2 Lamps

A417-02-11- WT NT
DALI A417-02-12- WT NT

2 Equidistant Fixing Points

220/240 V~ | | INCL
 34:1
 Ø155

FANCY SHAPE BASE 3 550mA 3 Lamps

A417-02-21- WT NT
DALI A417-02-22- WT NT

6 Equidistant Fixing Points

220/240 V~ | | INCL
 34:1
 Ø270

FANCY SHAPE BASE 6 550mA 4 to 6 Lamps

A417-02-31- WT NT
DALI A417-02-32- WT NT

12 Equidistant Fixing Points

220/240 V~ | | INCL
 34:1
 Ø330

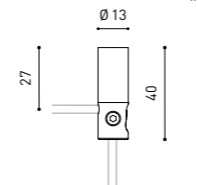


OPTIONAL ACCESSORIES

Cord Accessory

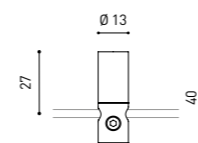
0223-00-00- | N |

Included 1 unit x lamp

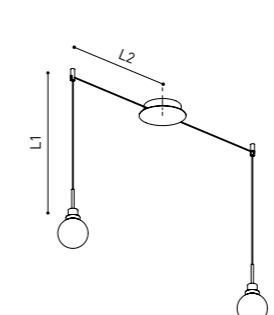


Cord Accessory One Plane

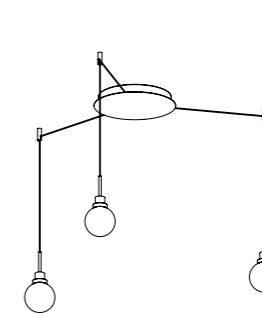
0224-00-00- | N |



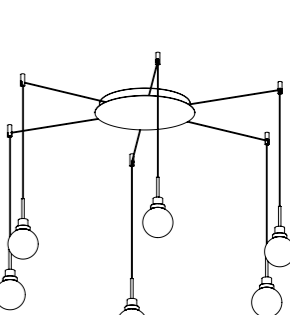
ALASKA BIG Fancy Shape Application example 2 Lamps



ALASKA BIG Fancy Shape Application example 3 Lamps



ALASKA BIG Fancy Shape Application example 6 Lamps



COLOUR | N ■ | BG ■ | WT □ | NT ■ | MATERIAL | AL | OPTICAL GLASS | RAL » 392

OTHER CCT & DIM OPTIONS PLEASE CONSULT | OTHER FINISHING COMBINATIONS PLEASE CONSULT

» 370



Spin Fancy Shape



Extended Family / Spin_184 / Spin 48V_268



		P	CCT	Beam	I	Flux	LOR
SPIN Fancy Shape	A420- 00 -0-00- NT	6,5W	2700K	24°	700mA	600 lm	86%
	A420- 00 -0-01- NT	6,5W	3000K	24°	700mA	630 lm	86%
	A420- 00 -0-10- NT	6,5W	2700K	40°	700mA	600 lm	84%
	A420- 00 -0-11- NT	6,5W	3000K	40°	700mA	630 lm	84%

III IP20 | CRI>90 | L90B10 >60.000h



00 CORD LENGTH - L1 + L2

0	2 m
1	3 m
2	5 m

OTHER LENGTH PLEASE CONSULT

MANDATORY FOR INSTALLATION

FANCY SHAPE BASE 2 700mA 1 to 2 Lamps

A417-03-11- WT NT
DALI A417-03-12- WT NT

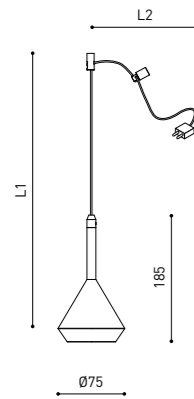
2 Equidistant Fixing Points



FANCY SHAPE BASE 6 700mA 3 to 6 Lamps

A417-03-21- WT NT
DALI A417-03-22- WT NT

6 Equidistant Fixing Points

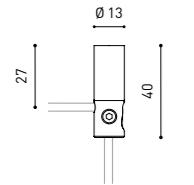


OPTIONAL ACCESSORIES

Cord Accessory

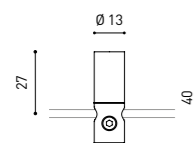
0223-00-00- | N |

Included 1 unit x lamp

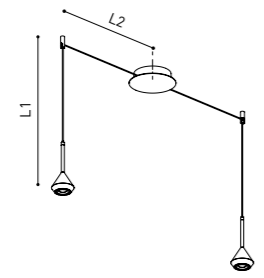


Cord Accessory One Plane

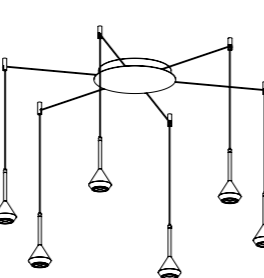
0224-00-00- | N |



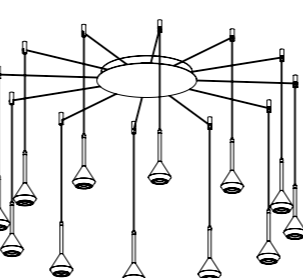
SPIN Fancy Shape
Application example 2 Lamps



SPIN Fancy Shape
Application example 6 Lamps



SPIN Fancy Shape
Application example 12 Lamps



COLOUR | WT □ | NT ■ | N ■ |

MATERIAL | AL | PMMA |

RAL ⓘ » 392

OTHER CCT & DIM OPTIONS PLEASE CONSULT | OTHER FINISHING COMBINATIONS PLEASE CONSULT

Ⓢ » 370

Holly Fancy Shape



Extended Family / Holly_183 / Holly 48V_267



		P	CCT	Beam	I	Flux	LOR
HOLLY Fancy Shape	A421- 00 -0-00- NT	2,1W	2700K	19°	700mA	190 lm	90%
	A421- 00 -0-01- NT	2,1W	3000K	19°	700mA	210 lm	90%
	A421- 00 -0-10- NT	2,1W	2700K	38°	700mA	190 lm	92%
	A421- 00 -0-11- NT	2,1W	3000K	38°	700mA	210 lm	92%

III IP20 | CRI>90 | L90B10 >102.000h



00 CORD LENGTH - L1 + L2

0	2 m
1	3 m
2	5 m

OTHER LENGTH PLEASE CONSULT

MANDATORY FOR INSTALLATION

FANCY SHAPE BASE 2 700mA 1 to 2 Lamps

A417-03-11- WT NT
DALI A417-03-12- WT NT

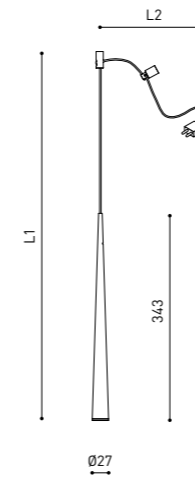
2 Equidistant Fixing Points



FANCY SHAPE BASE 6 700mA 3 to 6 Lamps

A417-03-21- WT NT
DALI A417-03-22- WT NT

6 Equidistant Fixing Points

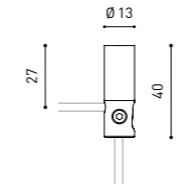


OPTIONAL ACCESSORIES

Cord Accessory

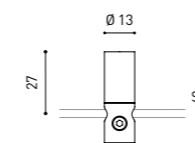
0223-00-00- | N |

Included 1 unit x lamp

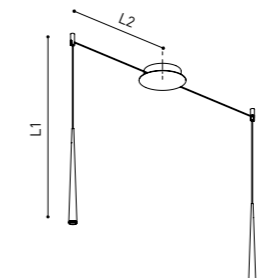


Cord Accessory One Plane

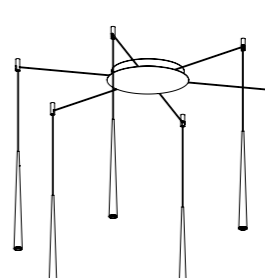
0224-00-00- | N |



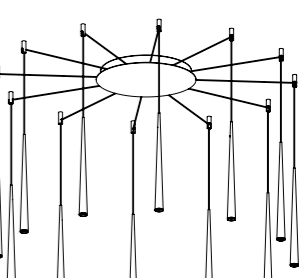
HOLLY Fancy Shape
Application example 2 Lamps



HOLLY Fancy Shape
Application example 6 Lamps



HOLLY Fancy Shape
Application example 12 Lamps



COLOUR | WT □ | NT ■ | N ■ |

MATERIAL | AL | PC |

RAL ⓘ » 392

OTHER CCT & DIM OPTIONS PLEASE CONSULT | OTHER FINISHING COMBINATIONS PLEASE CONSULT

Ⓢ » 370



01



01



02

CUSTOM SYSTEM
Black Foster
Custom System

- 01 / **Black Foster Custom Surface & Black Foster Custom Trimless**
- Black Foster Custom Module 3 / 5 / 10
- Black Foster Custom Fit 27
- Black Foster Custom Fit 35
- Black Foster Custom Coco

CUSTOM SYSTEM
Black Foster Micro
Custom Surface

- 02 / **Black Foster Micro Custom**
- Black Foster Micro Custom Module 3 / 5 / 10



Black Foster Custom System



Extended Family / Black Foster_10 / Black Foster Surface_117 / Black Foster Suspension_189 / Black Foster Micro 24V_226 / Black Foster 48V_259

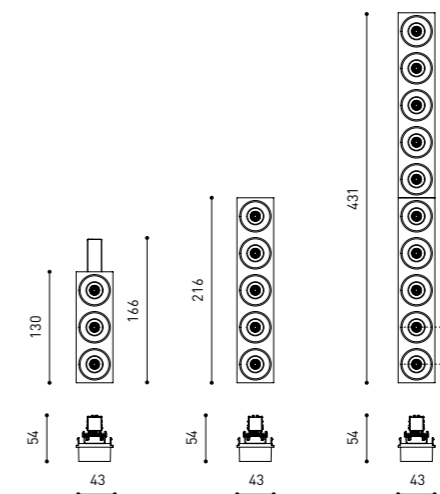


		P	CCT	Flux
BLACK FOSTER Custom Module 3	A453-3- ○ - Ⓞ -0- N NMG	6,3W	2700K	570 lm
	A453-3- ○ - Ⓞ -1- N NMG	6,3W	3000K	630 lm
	A453-3- ○ - Ⓞ -3- N NMG	6,3W	3500K	690 lm
	A453-3- ○ - Ⓞ -2- N NMG	6,3W	4000K	750 lm
BLACK FOSTER Custom Module 5	A453-4- ○ - Ⓞ -0- N NMG	10,5W	2700K	950 lm
	A453-4- ○ - Ⓞ -1- N NMG	10,5W	3000K	1050 lm
	A453-4- ○ - Ⓞ -3- N NMG	10,5W	3500K	1150 lm
	A453-4- ○ - Ⓞ -2- N NMG	10,5W	4000K	1250 lm
BLACK FOSTER Custom Module 10	A453-5- ○ - Ⓞ -0- N NMG	21W	2700K	1900 lm
	A453-5- ○ - Ⓞ -1- N NMG	21W	3000K	2100 lm
	A453-5- ○ - Ⓞ -3- N NMG	21W	3500K	2300 lm
	A453-5- ○ - Ⓞ -2- N NMG	21W	4000K	2500 lm

48 V | IP20 | CRI>90 | L90B10 > 102.000 h



Ⓞ	*OPTIONS	○	BEAM	LOR
1	No DIM	0	38°	92%
2	DIM DALI	1	19°	90%



COLOUR | N ■ | NMG ■

MATERIAL | AL | ABS+PC

RAL ⓘ » 392

Ⓞ » 370

Black Foster Custom System



	P	CCT	Flux
BLACK FOSTER Custom Module FIT 27			
A454-0- [options]	5,5W	2700K	520 lm
A454-0- [options]	5,5W	3000K	560 lm
A454-0- [options]	5,5W	3500K	560 lm
A454-0- [options]	5,5W	4000K	600 lm

48V | [IP20] | CRI>90 | L90B10 >108.000h



	BEAM	LOR
1	18°	84%
2	31°	82%
3	42°	84%

OPTIONAL ACCESSORY

FIT 27 Anti-glare Honeycomb Louver A399-00-00

NOT SOLD SEPARATELY | AFFECT THE LIGHTING PARAMETERS



	P	CCT	Flux
BLACK FOSTER Custom Module FIT 35			
A542-0- [options]	5,5W	2700K	620 lm
A542-0- [options]	5,5W	3000K	660 lm
A542-0- [options]	5,5W	3500K	660 lm
A542-0- [options]	5,5W	4000K	710 lm

48V | [IP20] | CRI>90 | L90B10 >108.000h



	BEAM	LOR
1	20°	85%
2	29°	84%
3	36°	85%

OPTIONAL ACCESSORY

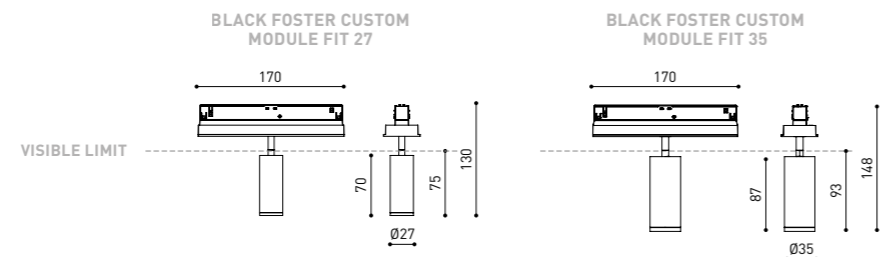
FIT 35 Anti-glare Honeycomb Louver A345-00-00

NOT SOLD SEPARATELY | AFFECT THE LIGHTING PARAMETERS



[options]	*OPTIONS
1	No DIM
2	DIM DALI

FINISHING	Lamp	Adaptor
WT	WT [] N []	
NT	NT [] N []	
G	G [] N []	



COLOUR | WT [] | NT [] | G [] | MATERIAL | AL | PC | RAL [] » 392

COLOURS MAY AFFECT THE LIGHTING PARAMETERS (()) » 370



	P	CCT	Beam	Flux	LOR**
BLACK FOSTER Custom Module COCO					
A543-0- [options]	8,7W	2700K	20°	1200 lm	87%
A543-0- [options]	8,7W	3000K	20°	1250 lm	87%
A543-0- [options]	8,7W	3500K	20°	1310 lm	87%
A543-0- [options]	8,7W	4000K	20°	1340 lm	87%
A543-0- [options]	8,7W	2700K	34°	1200 lm	89%
A543-0- [options]	8,7W	3000K	34°	1250 lm	89%
A543-0- [options]	8,7W	3500K	34°	1310 lm	89%
A543-0- [options]	8,7W	4000K	34°	1340 lm	89%
A543-0- [options]	8,7W	2700K	48°	1200 lm	86%
A543-0- [options]	8,7W	3000K	48°	1250 lm	86%
A543-0- [options]	8,7W	3500K	48°	1310 lm	86%
A543-0- [options]	8,7W	4000K	48°	1340 lm	86%

48V | [IP20] | CRI>90 | L80B10 >66.000h



OPTIONAL ACCESSORIES

AFFECT THE LIGHTING PARAMETERS NOT SOLD SEPARATELY

COCO Anti-glare Honeycomb Louver

A498-90-00- | WT | NT |




COCO Anti-glare Screen

A498-90-01- | WT | NT |



COCO Linear Filter

A498-90-02- | WT | NT |



COCO High Chromatic Led [] » 361

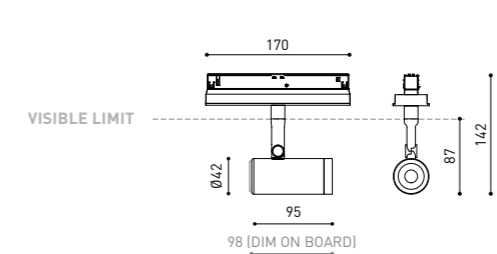
	P	CCT	Beam	Flux	LOR**
BLACK FOSTER Custom Module COCO Super Spot					
A543-0- [options]	6W	2700K	12°	750 lm	66%
A543-0- [options]	6W	3000K	12°	800 lm	66%
A543-0- [options]	6W	3500K	12°	830 lm	66%
A543-0- [options]	6W	4000K	12°	850 lm	66%

48V | [IP20] | CRI>90 | L80B10 >55.000h



	P	CCT	Beam	Flux	LOR**
BLACK FOSTER Custom Module COCO Tunable White					
A543-12-18- WT NT	8,5W	2700-5000K	28°	1010 lm	85%
A543-12-28- WT NT	8,5W	2700-5000K	42°	1010 lm	87%
A543-12-38- WT NT	8,5W	2700-5000K	54°	1010 lm	84%

48V | [IP20] | CRI>90 | L80B10 >55.000h



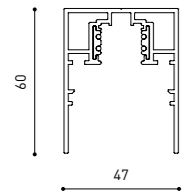
[options]	*OPTIONS
1	No DIM
2	DIM DALI
7	DIM On Board

FINISHING	Lamp	Adaptor
WT	WT [] N []	
NT	NT [] N []	

COLOUR | NT [] | WT [] | MATERIAL | AL | PC/PMMA | RAL [] » 392

** LOR WT VERSION (ACCESSORIES MAY AFFECT THE LIGHTING PARAMETERS) COLOURS MAY AFFECT THE LIGHTING PARAMETERS (()) » 370

Black Foster Custom System

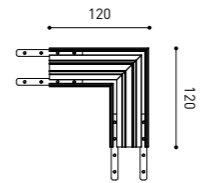


BLACK FOSTER Custom Surface 1m	A452-01-00- NT WT
BLACK FOSTER Custom Surface 2m	A452-02-00- NT WT
BLACK FOSTER Custom Surface 3m	A452-03-00- NT WT

BLACK FOSTER Custom Surface L-Joint	A452-04-00- NT WT
BLACK FOSTER Custom Surface T-Joint	A452-05-00- NT WT
BLACK FOSTER Custom Surface X-Joint	A452-06-00- NT WT

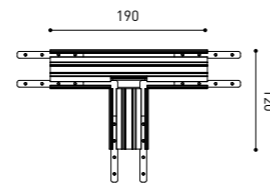
BLACK FOSTER Custom Cover 250	A452-00-01- N	250mm
BLACK FOSTER Custom Cover 500	A452-00-02- N	500mm

BLACK FOSTER SURFACE CUSTOM L-JOINT



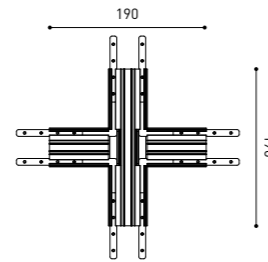
Electrical connection not included

BLACK FOSTER SURFACE CUSTOM T-JOINT



Electrical connection not included

BLACK FOSTER SURFACE CUSTOM X-JOINT



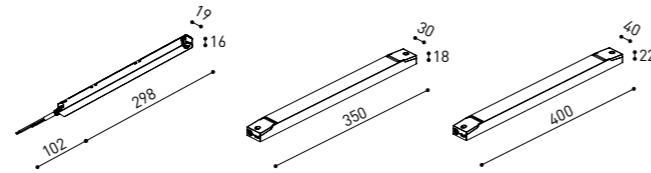
Electrical connection not included

P V D (A x B x C)

CONSTANT VOLTAGE LED POWER SUPPLY	0434-01-61* N	100W	48V	298 x 19 x 16mm
	0434-01-62	150W	48V	350 x 30 x 18mm
	0434-01-80	250W	48V	400 x 40 x 22mm

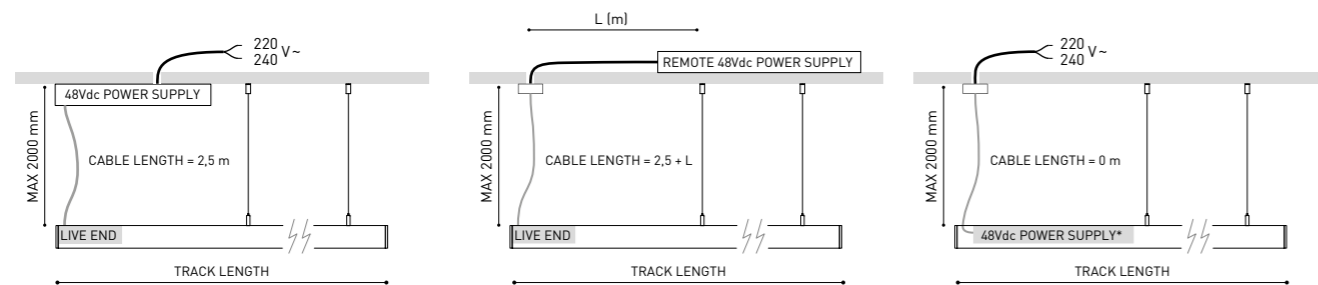
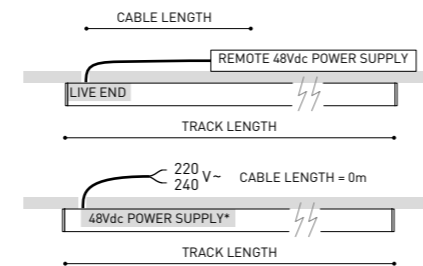
220 V~ | 240 V~ | *To be installed inside the track.

» 362



DROP VOLTAGE TABLE

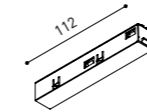
POWER [W]	CABLE SECTION [mm ²]	CABLE LENGTH [m]			
		5	10	20	30
100	0,75	50	50	X	X
	1,5	50	50	40	25
150	0,75	40	15	X	X
	1,5	50	40	20	X
250	0,75	20	X	X	X
	1,5	35	20	X	X



COLOUR | NT ■ | WT □ | N ■ |

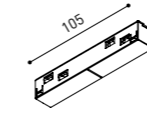
RAL ⓘ » 392

» 370



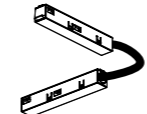
Live-End Connector 48V

A338-00-01- | N |



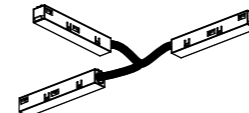
Central Connector 48V

A338-00-02- | N |



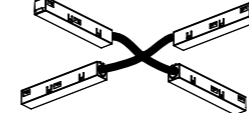
L-Joint Connector 48V

A338-00-12- | N |



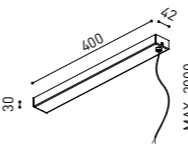
T-Joint Connector 48V

A450-00-07- | N |



X-Joint Connector 48V

A450-00-08- | N |

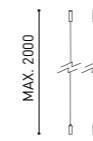


Wired Power Supply Case 48V

A338-00-25- | NT | WT | 150W | NO DIM

A338-00-26- | NT | WT | 150W | DIM

220 V~ | 240 V~ | INCL




Black Foster Suspension Kit (2 Units)


A450-00-09- | NT | WT |

Suggested mounting accessories quantities:
1000mm - 2 Pcs.
2000mm - 2 Pcs.
3000mm - 3 Pcs.


MAINS TRIMLESS



MAINS THICK TRIMLESS



STEEL CABLE TRIMLESS



WIRE TRIMLESS ACCESSORIES

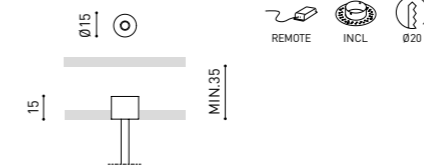
FEED

Mains Trimless*

A023-00-01- | W | N | NO DIM

Mains Thick Trimless*

A023-00-02- | W | N | DIM



COLOUR | N ■ | W □ | NT ■ | WT □ |

* AS MANY PIECES AS NEEDED ACCORDING TO YOUR PRODUCT



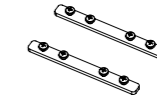
BLACK FOSTER Custom Surface

End A452-00-03- | N | W |



BLACK FOSTER Custom Surface

End Feed A452-00-04- | N | W |



BLACK FOSTER Custom Surface

Straight Joiner A452-00-05



PRODUCT CONFIGURATOR

Configure your own custom product layout. Our tool will calculate the required drivers and accessories.

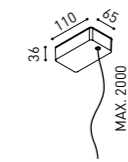
SUSPENSION COMPONENTS

Wired Power Supply Case 48V

A338-00-25- | NT | WT | 150W | NO DIM

A338-00-26- | NT | WT | 150W | DIM

220 V~ | 240 V~ | INCL



Suspension Feed Kit 48V

A338-00-16- | N | W | NO DIM

A338-00-17- | N | W | DIM

For remote power supply

A338-00-27- | N | W | NO DIM

A338-00-28- | N | W | DIM

For power supply inside the track

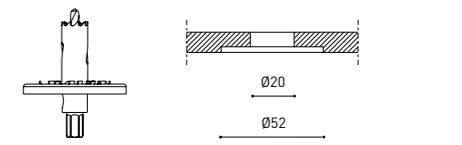
FASTENING

Steel Cable Trimless*

A023-00-05- | W | N |



TRIMLESS TOOL D20 X D52mm A478-00-01

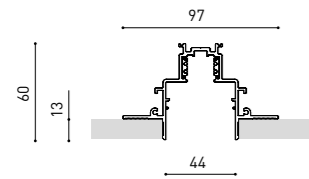


COLOUR | N ■ | W □ | NT ■ | WT □ |

RAL ⓘ » 392

» 370

Black Foster Custom System



PRODUCT CONFIGURATOR
Configure your own custom product layout. Our tool will calculate the required drivers and accessories.

BLACK FOSTER Custom Trimless 1m	A458-01-00- N
BLACK FOSTER Custom Trimless 2m	A458-02-00- N
BLACK FOSTER Custom Trimless 3m	A458-03-00- N



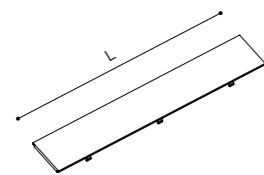
BLACK FOSTER Custom Trimless	A458-04-00- N
------------------------------	-----------------

L-Joint

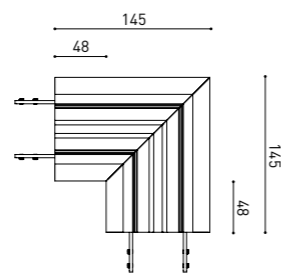


L

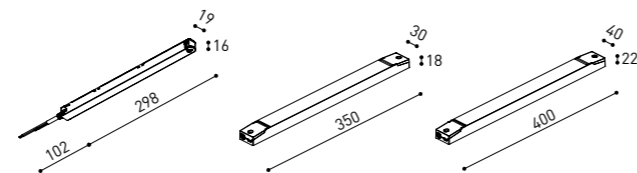
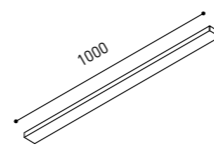
BLACK FOSTER Custom Cover Gap 250	A452-00-01- N	250mm
BLACK FOSTER Custom Cover Gap 500	A452-00-02- N	500mm



BLACK FOSTER CUSTOM TRIMLESS L-JOINT



BLACK FOSTER Custom Trimless	A458-05-00
Plaster Installation Guard 1m	



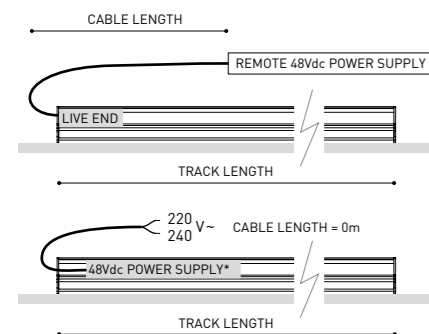
	P	V	D (A x B x C)
CONSTANT VOLTAGE LED POWER SUPPLY	0434-01-61* N	100W 48V	298 x 19 x 16mm
	0434-01-62	150W 48V	350 x 30 x 18mm
	0434-01-80	250W 48V	400 x 40 x 22mm

220 V~ | 240 V~ | *To be installed inside the track.



DROP VOLTAGE TABLE

POWER (W)	CABLE SECTION (mm ²)	CABLE LENGTH (m)			
		5	10	20	30
100	0,75	50	50	X	X
	1,5	50	50	40	25
150	0,75	40	15	X	X
	1,5	50	40	20	X
250	0,75	20	X	X	X
	1,5	35	20	X	X



COLOUR | N ■ |

RAL ⓘ » 392

RECOMMENDED FOR INSTALLATIONS WHERE THE PROFILE CAN BE INSTALLED BEFORE THE FALSE PLASTERBOARD CEILING (THICKNESS 12,5mm.)

Ⓢ » 370



BLACK FOSTER Custom Trimless End

A458-00-01- | N |

Cover Thickness = 2 mm.



BLACK FOSTER Custom Trimless End Feed

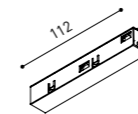
A458-00-02- | N |

Cover Thickness = 2 mm.



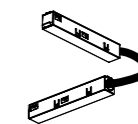
BLACK FOSTER Straight Joiner

A317-00-06



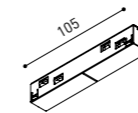
Live-End Connector 48V

A338-00-01- | N |



L-Joint Connector 48V

A338-00-12- | N |



Central Connector 48V

A338-00-02- | N |

MOUNTING ACCESSORIES

Track Fixation Kit

A219-21-06- | B |

Track Flush Ceiling Kit

A219-22-06- | B |

Track Clamp Kit for M6 ROD

A219-21-21- | B |

Track Suspension Kit

A219-21-10- | B |

SUGGESTED MOUNTING ACCESSORIES QUANTITIES

1000 mm - 2 Pcs
2000 mm - 2 Pcs
3000 mm - 3 Pcs

COLOUR | N ■ | B □ |

RAL ⓘ » 392

RECOMMENDED FOR INSTALLATIONS WHERE THE PROFILE CAN BE INSTALLED BEFORE THE FALSE PLASTERBOARD CEILING (THICKNESS 12,5mm.)



Penthouse 1928, Valencia (Spain) | Balzar Arquitectos | Soraya Pla | Photo: David Zarzoso

Black Foster Micro Custom Surface



Extended Family / Black Foster_10 / Black Foster Surface_117 / Black Foster Suspension_189 / Black Foster Micro 24V_226 / Black Foster 48V_259



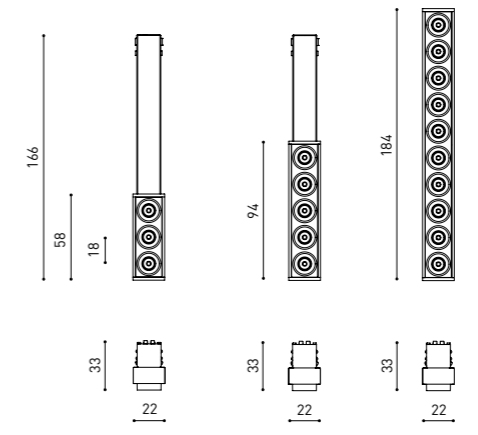
		P	CCT	Flux	LOR
BLACK FOSTER Micro Custom Module 3	A451-10- ① -0- N	4,2W	2700K	465 lm	87%
	A451-10- ① -1- N	4,2W	3000K	480 lm	87%
	A451-10- ① -3- N	4,2W	3500K	495 lm	87%
	A451-10- ① -2- N	4,2W	4000K	510 lm	87%
BLACK FOSTER Micro Custom Module 5	A451-20- ① -0- N	7W	2700K	775 lm	87%
	A451-20- ① -1- N	7W	3000K	800 lm	87%
	A451-20- ① -3- N	7W	3500K	825 lm	87%
	A451-20- ① -2- N	7W	4000K	850 lm	87%
BLACK FOSTER Micro Custom Module 10	A451-50- ① -0- N	14W	2700K	1550 lm	87%
	A451-50- ① -1- N	14W	3000K	1600 lm	87%
	A451-50- ① -3- N	14W	3500K	1650 lm	87%
	A451-50- ① -2- N	14W	4000K	1700 lm	87%

48 V | IP20 | CRI>90 | L90B10 >60.000 h

MacAdam Step 3 | OPTIONS* | UGR <19 | 37°

① *OPTIONS

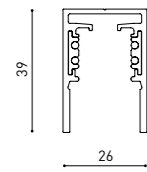
1	No DIM
2	DIM DALI



COLOUR | N ■ | MATERIAL | AL | ABS+PC | RAL ⓘ » 392

» 370

Black Foster Micro Custom Surface

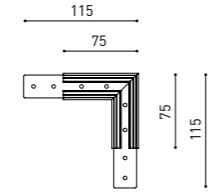


BLACK FOSTER Micro Custom Surface 1m	A450-01-00- NT WT
BLACK FOSTER Micro Custom Surface 2m	A450-02-00- NT WT
BLACK FOSTER Micro Custom Surface 3m	A450-03-00- NT WT

BLACK FOSTER Micro Custom Surface L-Joint	A450-04-00- NT WT
BLACK FOSTER Micro Custom Surface T-Joint	A450-05-00- NT WT
BLACK FOSTER Micro Custom Surface X-Joint	A450-06-00- NT WT

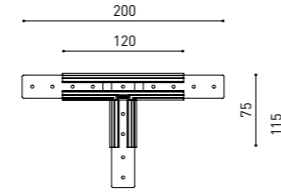
BLACK FOSTER Micro Custom Cover Gap 250	A450-00-01- N 250mm
BLACK FOSTER Micro Custom Cover Gap 500	A450-00-02- N 500mm
BLACK FOSTER Micro Custom Cover Gap 1000	A450-00-03- N 1000mm

BLACK FOSTER MICRO CUSTOM SURFACE L-JOINT



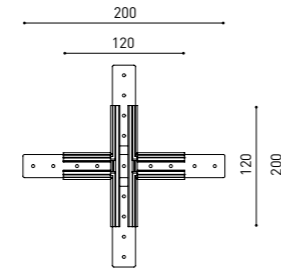
Electrical connection not included

BLACK FOSTER MICRO CUSTOM SURFACE T-JOINT



Electrical connection not included

BLACK FOSTER MICRO CUSTOM SURFACE X-JOINT



Electrical connection not included

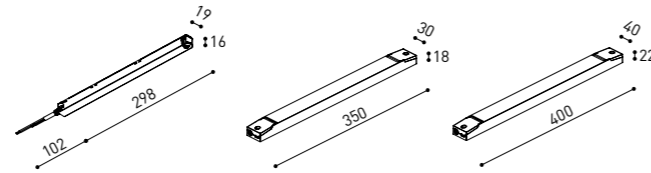
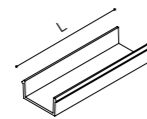


L

P V D (A x B x C)

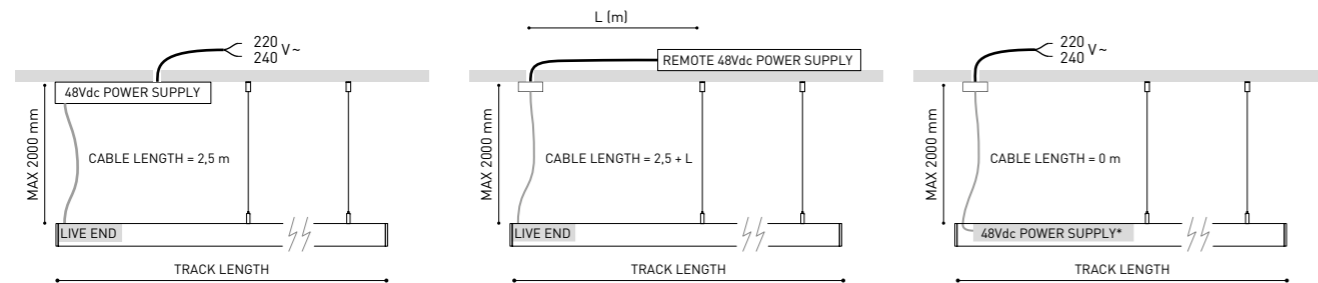
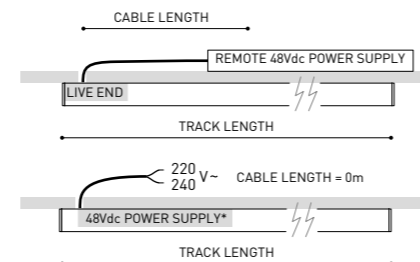
CONSTANT VOLTAGE LED POWER SUPPLY	0434-01-61* N	100W	48V	298 x 19 x 16mm
	0434-01-62	150W <td>48V <td>350 x 30 x 18mm</td> </td>	48V <td>350 x 30 x 18mm</td>	350 x 30 x 18mm
	0434-01-80	250W <td>48V <td>400 x 40 x 22mm</td> </td>	48V <td>400 x 40 x 22mm</td>	400 x 40 x 22mm

220 V~ | 240 V~ | *To be installed inside the track. ⓘ » 362



DROP VOLTAGE TABLE

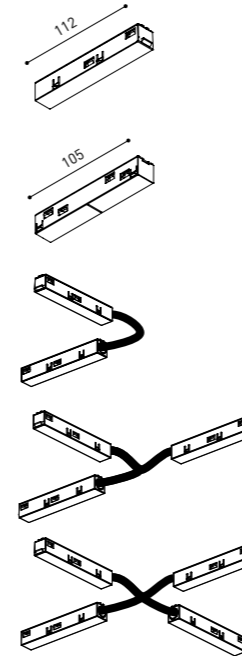
POWER [W]	CABLE SECTION [mm²]	CABLE LENGTH [m]			
		5	10	20	30
100	0,75	50	50	X	X
	1,5	50	50	40	25
150	0,75	40	15	X	X
	1,5	50	40	20	X
250	0,75	20	X	X	X
	1,5	35	20	X	X



COLOUR | NT ■ | WT □ | N ■ |

RAL ⓘ » 392

Ⓢ » 370



Live-End Connector 48V

A338-00-01- | N |

Central Connector 48V

A338-00-02- | N |

L-Joint Connector 48V

A338-00-12- | N |

T-Joint Connector 48V

A450-00-07- | N |

X-Joint Connector 48V

A450-00-08- | N |



BLACK FOSTER Micro Custom Surface

End A450-00-04- | N | W |



BLACK FOSTER Micro Custom Surface

End Feed A450-00-05- | N | W |



BLACK FOSTER Micro Custom Surface

Straight Joiner A450-00-06



PRODUCT CONFIGURATOR

Configure your own custom product layout. Our tool will calculate the required drivers and accessories.

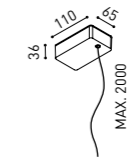
SUSPENSION COMPONENTS

Wired Power Supply Case 48V

A338-00-25- | NT | WT | 150W NO DIM

A338-00-26- | NT | WT | 150W DIM

220 V~ | 240 V~ | INCL



Suspension Feed Kit 48V

A338-00-16- | N | W | NO DIM

A338-00-17- | N | W | DIM

For remote power supply

A338-00-27- | N | W | NO DIM

A338-00-28- | N | W | DIM


For power supply inside the track

Black Foster Suspension Kit (2 units)


A450-00-09- | NT | WT |

Suggested mounting accessories quantities:
1000mm - 2 Pcs.
2000mm - 2 Pcs.
3000mm - 3 Pcs.


MAINS TRIMLESS



MAINS THICK TRIMLESS



STEEL CABLE TRIMLESS



WIRE TRIMLESS ACCESSORIES

FEED

Mains Trimless*

A023-00-01- | W | N | NO DIM

Mains Thick Trimless*

A023-00-02- | W | N | DIM



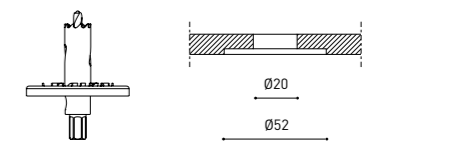
FASTENING

Steel Cable Trimless*

A023-00-05- | W | N |



TRIMLESS TOOL D20 X D52mm A478-00-01



COLOUR | N ■ | W □ | NT ■ | WT □ |

RAL ⓘ » 392

* AS MANY PIECES AS NEEDED ACCORDING TO YOUR PRODUCT

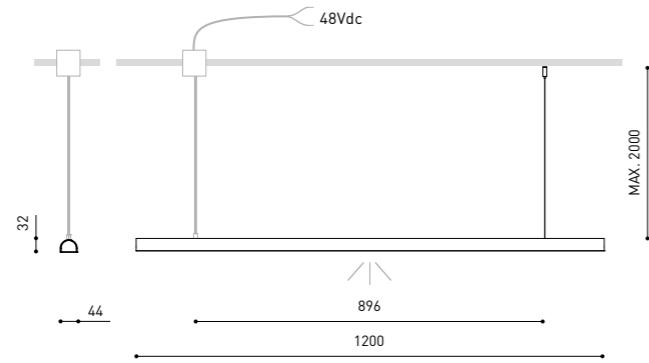
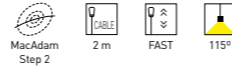
Ⓢ » 370





		P	CCT	Flux	LOR
DIVI Direct Initial	A538-01-01- WT NT 	13,5W	3000K	1650 lm	58%
DIVI Direct Initial & End	A538-01-11- WT NT 	13,5W	3000K	1650 lm	58%
DIVI Direct Middle	A538-01-21- WT NT 	13,5W	3000K	1650 lm	58%
DIVI Direct End	A538-01-31- WT NT 	13,5W	3000K	1650 lm	58%

48 V | III | IP20 | CRI>90 | L80B10 >60.000h



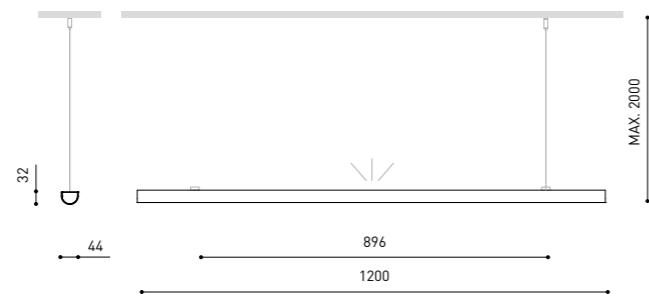
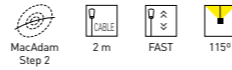
		P	CCT	Flux	LOR
DIVI Indirect Middle	A538-02-21- WT NT 	13,5W	3000K	1650 lm	58%

48 V | III | IP20 | CRI>90 | L80B10 >60.000h



		P	CCT	Flux	LOR
DIVI Indirect End	A538-02-31- WT NT 	13,5W	3000K	1650 lm	58%

48 V | III | IP20 | CRI>90 | L80B10 >60.000h



COLOUR | WT □ | NT ■ | MATERIAL | AL | PC

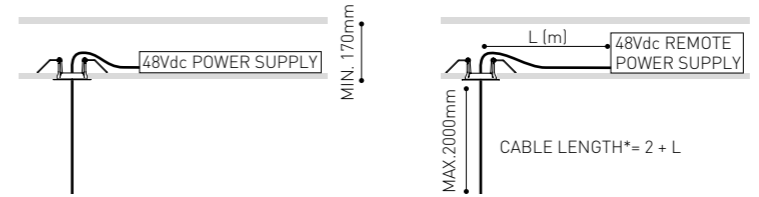
RAL ⓘ » 392

COLOURS MAY AFFECT THE LIGHTING PARAMETERS

Ⓜ » 370

		P	V	N° OF MODULES	
CONSTANT VOLTAGE LED POWER SUPPLY	NO DIM	0434-01-62	150W	48V	2 - 8
	DALI PUSH	0434-02-16	100W	48V	2 - 6

220-240 V~ | To be installed with the DIVI DIRECT INITIAL or DIRECT INITIAL & END | DRIVER CAN BE PLACED IN REMOTE ⓘ » 362



POWER (W)	CABLE LENGTH* (m)		
	<10	<20	<30
100	6	6	6
150	8	7	6

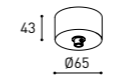
CABLE SECTION: 0,75 mm²

SUSPENSION COMPONENTS

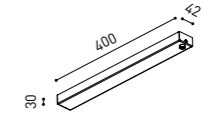
Driver not included



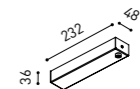
Recessed Canopy
A538-00-00- | WT | NT |



Surface Remote Feed Kit 48V
A538-00-11- | WT | NT |



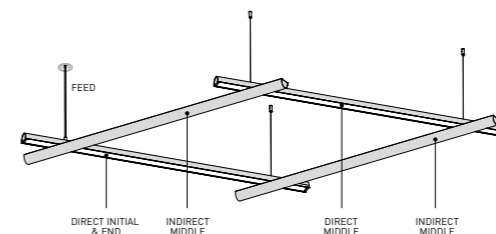
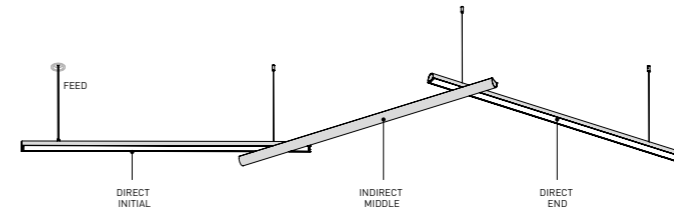
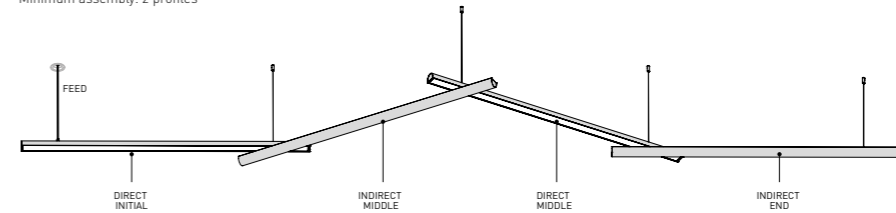
Surface ON/OFF Box 48V
A538-00-21- | WT | NT |



Surface DALI Box 48V
A538-00-22- | WT | NT |

CUSTOM SYSTEM EXAMPLES

Minimum assembly: 2 profiles




PRODUCT CONFIGURATOR
Configure your own custom product layout. Our tool will calculate the required drivers and accessories.

COLOUR | WT □ | NT ■ | MATERIAL | AL | PC

RAL ⓘ » 392

COLOURS MAY AFFECT THE LIGHTING PARAMETERS

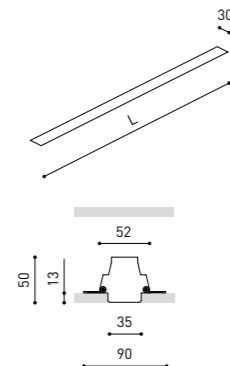
Ⓜ » 370



		P	CCT	Flux	LOR	L
BRIGHT LINE 250	A303-00-11- W	2,9W	3000K	307 lm	43%	250mm
	A303-00-12- W	2,9W	4000K	313 lm	43%	250mm
BRIGHT LINE 500	A303-00-21- W	5,8W	3000K	615 lm	43%	500mm
	A303-00-22- W	5,8W	4000K	625 lm	43%	500mm
BRIGHT LINE 1000	A303-00-31- W	11,5W	3000K	1230 lm	43%	1000mm
	A303-00-32- W	11,5W	4000K	1250 lm	43%	1000mm
BRIGHT LINE 2000	A303-00-41- W	23W	3000K	2460 lm	43%	2000mm
	A303-00-42- W	23W	4000K	2500 lm	43%	2000mm
BRIGHT LINE 3000	A303-00-51- W	34,5W	3000K	3690 lm	43%	3000mm
	A303-00-52- W	34,5W	4000K	3750 lm	43%	3000mm

BRIGHT LINE HO 250	A304-00-11- W	5,8W	3000K	596 lm	43%	250mm
	A304-00-12- W	5,8W	4000K	605 lm	43%	250mm
BRIGHT LINE HO 500	A304-00-21- W	11,5W	3000K	1191 lm	43%	500mm
	A304-00-22- W	11,5W	4000K	1211 lm	43%	500mm
BRIGHT LINE HO 1000	A304-00-31- W	23W	3000K	2382 lm	43%	1000mm
	A304-00-32- W	23W	4000K	2422 lm	43%	1000mm
BRIGHT LINE HO 2000	A304-00-41- W	46W	3000K	4764 lm	43%	2000mm
	A304-00-42- W	46W	4000K	4844 lm	43%	2000mm
BRIGHT LINE HO 3000	A304-00-51- W	69W	3000K	7146 lm	43%	3000mm
	A304-00-52- W	69W	4000K	7266 lm	43%	3000mm

24 V | III | IP20 | CRI>90 | L80B10 >60.000h




COLOUR | W □ | MATERIAL | AL

RAL ⓘ » 392

RECOMMENDED FOR INSTALLATIONS WHERE THE PROFILE CAN BE INSTALLED BEFORE THE FALSE PLASTERBOARD CEILING (THICKNESS 12,5mm.)

Ⓢ » 370

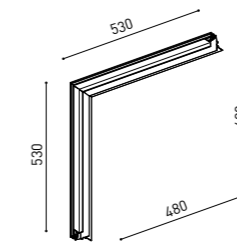


		P	CCT	Flux	LOR	L
BRIGHT LINE CORNER 90° Two Planes	A303-00-61- W	11,5W	3000K	1230 lm	43%	530 x 530mm
	A303-00-62- W	11,5W	4000K	1250 lm	43%	530 x 530mm
BRIGHT LINE HO CORNER 90° Two Planes	A304-00-61- W	23W	3000K	2382 lm	43%	530 x 530mm
	A304-00-62- W	23W	4000K	2422 lm	43%	530 x 530mm

24 V | III | IP20 | CRI>90 | L80B10 >60.000h



BRIGHT LINE CORNER 90° TWO PLANES

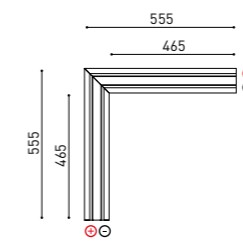


		P	CCT	Flux	LOR	L
BRIGHT LINE CORNER 90° One Plane Polarized A	A303-00-71- W	11,5W	3000K	1230 lm	43%	555 x 555mm
	A303-00-72- W	11,5W	4000K	1250 lm	43%	555 x 555mm
BRIGHT LINE HO CORNER 90° One Plane Polarized A	A304-00-71- W	23W	3000K	2382 lm	43%	555 x 555mm
	A304-00-72- W	23W	4000K	2422 lm	43%	555 x 555mm
BRIGHT LINE CORNER 90° One Plane Polarized B	A303-00-81- W	11,5W	3000K	1230 lm	43%	555 x 555mm
	A303-00-82- W	11,5W	4000K	1250 lm	43%	555 x 555mm
BRIGHT LINE HO CORNER 90° One Plane Polarized B	A304-00-81- W	23W	3000K	2382 lm	43%	555 x 555mm
	A304-00-82- W	23W	4000K	2422 lm	43%	555 x 555mm

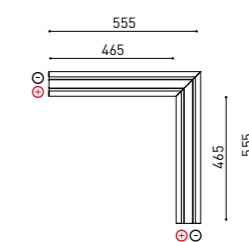
24 V | III | IP20 | CRI>90 | L80B10 >60.000h



BRIGHT LINE CORNER 90° ONE PLANE POLARIZED A



BRIGHT LINE CORNER 90° ONE PLANE POLARIZED B



COLOUR | W □ | MATERIAL | AL | PC

RAL ⓘ » 392

RECOMMENDED FOR INSTALLATIONS WHERE THE PROFILE CAN BE INSTALLED BEFORE THE FALSE PLASTERBOARD CEILING (THICKNESS 12,5mm.)

Ⓢ » 370



PRODUCT CONFIGURATOR

Configure your own custom product layout. Our tool will calculate the required drivers and accessories.

BRIGHT LINE Diffuser	A303-10-01	1000mm
	A303-10-02	2000mm
	A303-10-03	3000mm

BRIGHT LINE End Caps Kit	A303-10-00- W
--------------------------	-----------------

Thickness of each cover = 2 mm.

BRIGHT LINE Straight Joiner	A303-10-04
-----------------------------	------------

BRIGHT LINE Power Line	A303-10-05
------------------------	------------

MOUNTING ACCESSORIES

Track Fixation Kit	A219-21-06- B
--------------------	-----------------

Track Flush Ceiling Kit	A219-22-06- B
-------------------------	-----------------

Track Track Clamp Kit for M6 ROD	A219-21-21- B
----------------------------------	-----------------

Track Suspension Kit	A219-21-10- B
----------------------	-----------------

SUGGESTED MOUNTING ACCESSORIES QUANTITIES

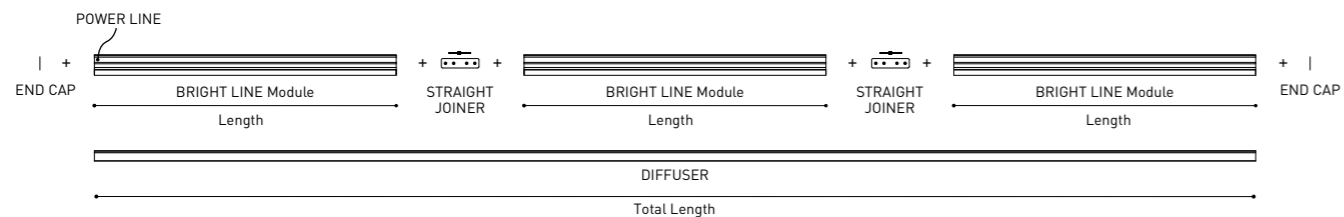
- 250 mm - 1 Pcs
- 500 mm - 1 Pcs
- 1000 mm - 2 Pcs
- 2000 mm - 2 Pcs
- 3000 mm - 3 Pcs

Corner 90° One Plane - 2Pcs.

Corner 90° Two Planes - 3 Pcs - One unit (in the ceiling) and two units (in the wall) can be combined.

		P	V	Max Length	Max Length HO	D	
CONSTANT VOLTAGE LED POWER SUPPLY	ON/OFF	0433-10-22	100W	24V	7000mm	3750mm	300 x 40 x 21 mm
		0433-10-23	80W	24V	6250mm	3000mm	345 x 32 x 22 mm
	DALI PUSH	0433-10-24	160W	24V	7000mm	5000mm	300 x 50 x 35 mm

220 V~ | DRIVER MUST BE PLACED ON REMOTE



COLOUR | W □ | B □ | MATERIAL | AL | PC |

RAL ⓘ » 392

RECOMMENDED FOR INSTALLATIONS WHERE THE PROFILE CAN BE INSTALLED BEFORE THE FALSE PLASTERBOARD CEILING (THICKNESS 12,5mm.)

Ⓜ » 370


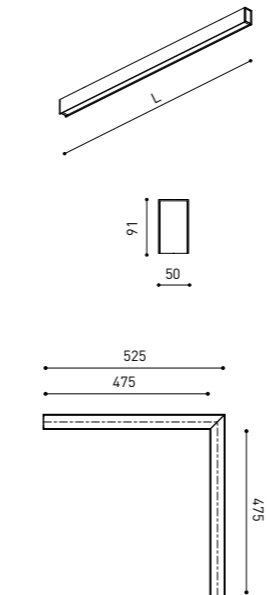


Extended Family / Fifty + Surface_131 / Fifty + Suspension_190



Ⓜ *OPTIONS

1	No DIM
2	DIM DALI
3	DIM Push



		P	CCT	I	Flux	L
FIFTY + Surface Custom 100	A443-01- Ⓜ -1- WT NT	15,4W	3000K	700mA	2280 lm	1000mm
	A443-01- Ⓜ -2- WT NT	15,4W	4000K	700mA	2400 lm	1000mm
FIFTY + Surface Custom 150	A443-02- Ⓜ -1- WT NT	23,1W	3000K	700mA	3420 lm	1500mm
	A443-02- Ⓜ -2- WT NT	23,1W	4000K	700mA	3600 lm	1500mm
FIFTY + Surface Custom 200	A443-03- Ⓜ -1- WT NT	30,8W	3000K	700mA	4560 lm	2000mm
	A443-03- Ⓜ -2- WT NT	30,8W	4000K	700mA	4800 lm	2000mm
FIFTY + Surface Custom 300	A443-04- Ⓜ -1- WT NT	46,2W	3000K	700mA	6840 lm	3000mm
	A443-04- Ⓜ -2- WT NT	46,2W	4000K	700mA	7200 lm	3000mm
FIFTY + Surface Custom Corner	A443-05- Ⓜ -1- WT NT	15,4W	3000K	700mA	2280 lm	525 x 525mm
	A443-05- Ⓜ -2- WT NT	15,4W	4000K	700mA	2400 lm	525 x 525mm

FIFTY + HO Surface Custom 100	A443-11- Ⓜ -1- WT NT	23,6W	3000K	1050mA	3260 lm	1000mm
	A443-11- Ⓜ -2- WT NT	23,6W	4000K	1050mA	3440 lm	1000mm
FIFTY + HO Surface Custom 150	A443-12- Ⓜ -1- WT NT	35,4W	3000K	1050mA	4890 lm	1500mm
	A443-12- Ⓜ -2- WT NT	35,4W	4000K	1050mA	5160 lm	1500mm
FIFTY + HO Surface Custom 200	A443-13- Ⓜ -1- WT NT	47,2W	3000K	1050mA	6520 lm	2000mm
	A443-13- Ⓜ -2- WT NT	47,2W	4000K	1050mA	6880 lm	2000mm
FIFTY + HO Surface Custom 300	A443-14- Ⓜ -1- WT NT	70,8W	3000K	1050mA	9780 lm	3000mm
	A443-14- Ⓜ -2- WT NT	70,8W	4000K	1050mA	10320 lm	3000mm
FIFTY + HO Surface Custom Corner	A443-15- Ⓜ -1- WT NT	23,6W	3000K	1050mA	3260 lm	525 x 525mm
	A443-15- Ⓜ -2- WT NT	23,6W	4000K	1050mA	3440 lm	525 x 525mm

220 V~ | IP20 | CRI>90 | L80B10 >60.000h



ACCESSORIES

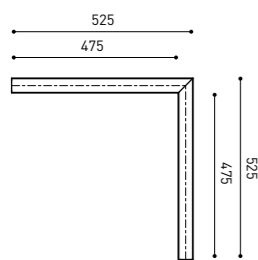
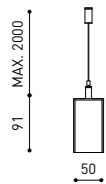
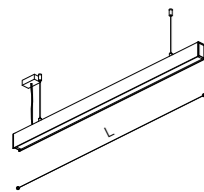

FIFTY + Diffuser [x meter]	LOR	FIFTY + UGR Diffuser [x meter]*	LOR
A447-00-00	70%	A447-00-10	47%
Max length 30 m.		Max length 30 m.	
FIFTY + End Caps Kit		FIFTY + Straight Joiner	
A447-00-20- WT NT		A447-00-30	
FIFTY + Power Line			
A443-00-00			

COLOUR | WT □ | NT ■ | MATERIAL | AL | PC |

RAL ⓘ » 392

Ⓜ » 370

Fifty + Custom

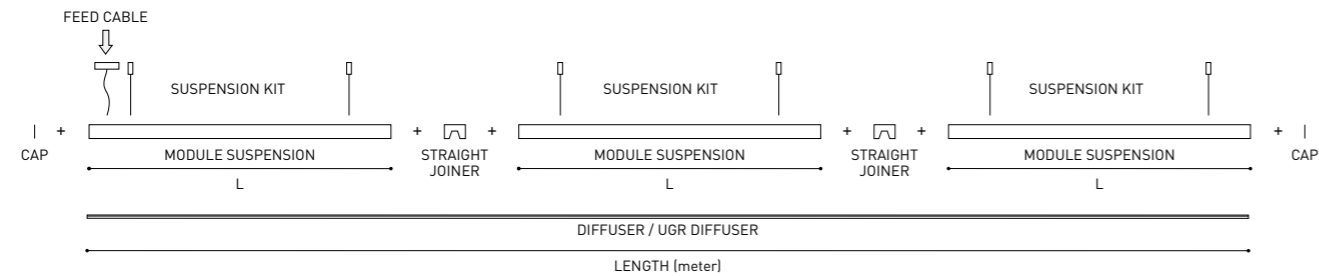


		P	CCT	I	Flux	L
FIFTY + Suspension Custom 100	A444-01- ① -1- WT NT	15,4W	3000K	700mA	2280 lm	1000mm
	A444-01- ① -2- WT NT	15,4W	4000K	700mA	2400 lm	1000mm
FIFTY + Suspension Custom 150	A444-02- ① -1- WT NT	23,1W	3000K	700mA	3420 lm	1500mm
	A444-02- ① -2- WT NT	23,1W	4000K	700mA	3600 lm	1500mm
FIFTY + Suspension Custom 200	A444-03- ① -1- WT NT	30,8W	3000K	700mA	4560 lm	2000mm
	A444-03- ① -2- WT NT	30,8W	4000K	700mA	4800 lm	2000mm
FIFTY + Suspension Custom 300	A444-04- ① -1- WT NT	46,2W	3000K	700mA	6840 lm	3000mm
	A444-04- ① -2- WT NT	46,2W	4000K	700mA	7200 lm	3000mm
FIFTY + Suspension Custom Corner	A444-05- ① -1- WT NT	15,4W	3000K	700mA	2280 lm	525 x 525mm
	A444-05- ① -2- WT NT	15,4W	4000K	700mA	2400 lm	525 x 525mm

FIFTY + HO Suspension Custom 100	A444-11- ① -1- WT NT	23,6W	3000K	1050mA	3260 lm	1000mm
	A444-11- ① -2- WT NT	23,6W	4000K	1050mA	3440 lm	1000mm
FIFTY + HO Suspension Custom 150	A444-12- ① -1- WT NT	35,4W	3000K	1050mA	4890 lm	1500mm
	A444-12- ① -2- WT NT	35,4W	4000K	1050mA	5160 lm	1500mm
FIFTY + HO Suspension Custom 200	A444-13- ① -1- WT NT	47,2W	3000K	1050mA	6520 lm	2000mm
	A444-13- ① -2- WT NT	47,2W	4000K	1050mA	6880 lm	2000mm
FIFTY + HO Suspension Custom 300	A444-14- ① -1- WT NT	70,8W	3000K	1050mA	9780 lm	3000mm
	A444-14- ① -2- WT NT	70,8W	4000K	1050mA	10320 lm	3000mm
FIFTY + HO Suspension Custom Corner	A444-15- ① -1- WT NT	23,6W	3000K	1050mA	3260 lm	525 x 525mm
	A444-15- ① -2- WT NT	23,6W	4000K	1050mA	3440 lm	525 x 525mm

220 V~ | IP20 | CRI>90 | L90B10 >60.000h | MacAdam Step 2 | OPTIONS* | 2 m | FAST | EXCL. DIFFUSER | FAST CONNEX | INCL. | *UGR <19 | 104° *UGR 62*

- ① *OPTIONS
- 1 No DIM
 - 2 DIM DALI
 - 3 DIM Push



COLOUR | WT □ | NT ■ | MATERIAL | AL | PC | RAL ⓘ » 392

» 370



PRODUCT CONFIGURATOR
Configure your own custom product layout. Our tool will calculate the required drivers and accessories.

ACCESSORIES

FIFTY + Diffuser (x meter)	LOR		FIFTY + UGR Diffuser (x meter)*	LOR	
A447-00-00	70%		A447-00-10	47%	
Max length 30 m.			Max length 30 m.		
FIFTY + End Caps Kit			FIFTY + Straight Joiner		
A447-00-20- WT NT			A447-00-30		
FIFTY + Suspension Power Line			FIFTY + Suspension Kit		
A444-00-00- WT NT	NO DIM		A444-00-20- WT NT		
A444-00-10- WT NT	DIM		At least 2 units needed. Extra unit each 100 cm. required		

OPTIONAL ACCESSORIES

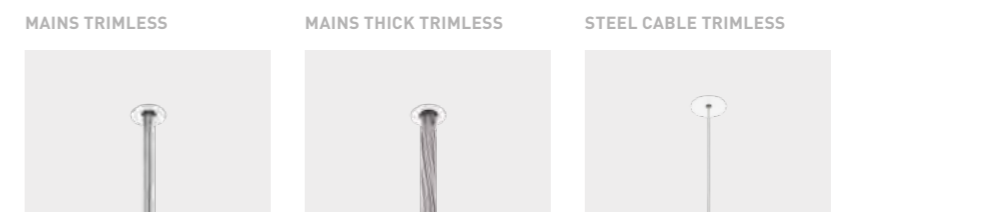
WIRE TRIMLESS Accessories

FEED		
Mains Trimless		NO DIM
A023-00-01- W N		
Mains Thick Trimless		DIM
A023-00-02- W N		

FASTENING

Steel Cable Trimless**	
A023-00-05- W N	

TRIMLESS TOOL D20 X D52mm A478-00-01



COLOUR | WT □ | NT ■ | W □ | N ■ | MATERIAL | AL | PC | RAL ⓘ » 392

** AS MANY PIECES AS NEEDED ACCORDING TO YOUR PRODUCT » 370



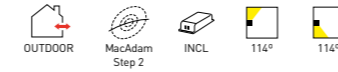
OUTDOOR

Rec Outdoor ³²⁶ / Mr Beam ³²⁸ / Puck
Outdoor ³³⁰ / Slim ³³² / Skip ³³⁵ / Yoru
Spike ³³⁶ / Flash ³³⁹ / Step ³⁴⁰ / Dark ³⁴³



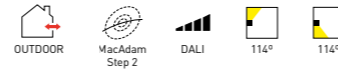
		P	CCT	I	Flux	LOR
REC Outdoor	A516-00-10- WT GT OX	6,8W	2700K	500mA	975 lm	54%
	A516-00-11- WT GT OX	6,8W	3000K	500mA	1000 lm	54%

220 V~ | IP65 | CRI>90 | L80B10 >60.000h



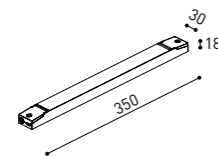
		P	CCT	Flux	LOR
REC Outdoor	A516-00-20- WT GT OX	6,8W	2700K	975 lm	54%
	A516-00-21- WT GT OX	6,8W	3000K	1000 lm	54%

48 V | III | IP65 | CRI>90 | L80B10 >60.000h



		P	V
CONSTANT VOLTAGE LED POWER SUPPLY	0434-01-62	150W	48V

220 V~ | IP20 | DRIVER MUST BE PLACED ON REMOTE



POWER (W)	CABLE SECTION (mm ²)	CABLE LENGTH (m)			
		<25	<50	<75	<100
150	0,75	√	√	X	X
	1,0	√	√	√	X
	1,5	√	√	√	√



COLOUR | WT □ | GT ■ | OX ■

MATERIAL | AL | PC

RAL ⓘ » 392

COLOURS MAY AFFECT THE LIGHTING PARAMETERS

Ⓜ » 370



		P	CCT	I	Flux	LOR
REC Outdoor Double	A517-00-10- WT GT OX	12W	2700K	900mA	1765 lm	58%
	A517-00-11- WT GT OX	12W	3000K	900mA	1810 lm	58%

220 V~ | IP65 | CRI>90 | L80B10 >60.000h



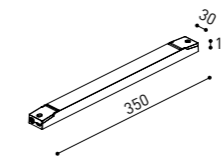
		P	CCT	Flux	LOR
REC Outdoor Double	A517-00-20- WT GT OX	12W	2700K	1765 lm	58%
	A517-00-21- WT GT OX	12W	3000K	1810 lm	58%

48 V | III | IP65 | CRI>90 | L80B10 >60.000h

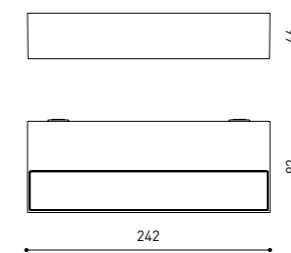


		P	V
CONSTANT VOLTAGE LED POWER SUPPLY	0434-01-62	150W	48V

220 V~ | IP20 | DRIVER MUST BE PLACED ON REMOTE



POWER (W)	CABLE SECTION (mm ²)	CABLE LENGTH (m)			
		<25	<50	<75	<100
150	0,75	√	√	X	X
	1,0	√	√	√	X
	1,5	√	√	√	√



COLOUR | WT □ | GT ■ | OX ■

MATERIAL | AL | PC

RAL ⓘ » 392

COLOURS MAY AFFECT THE LIGHTING PARAMETERS

Ⓜ » 370

Mr Beam



		P	CCT	Flux	LOR
MR BEAM	A549-00-00- WT GT OX	8W	2700K	635 lm	60%
	A549-00-01- WT GT OX	8W	3000K	690 lm	60%

220 V~ | 240 | IP65 | CRI>90 | L70B10 >50.000h

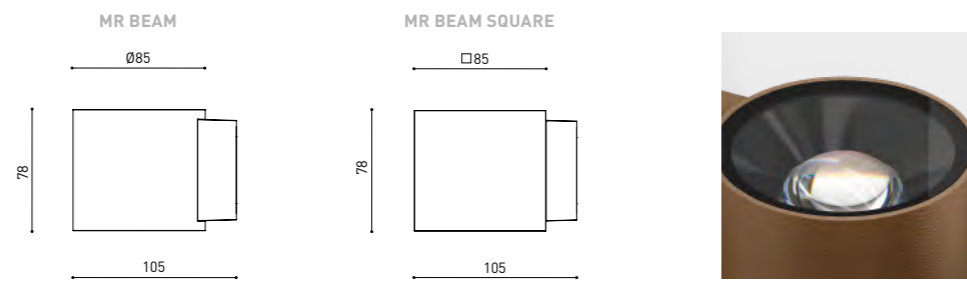
OUTDOOR | MacAdam Step 3 | INCL | 64° | 64°



		P	CCT	Flux	LOR
MR BEAM Square	A550-00-00- WT GT OX	8W	2700K	635 lm	60%
	A550-00-01- WT GT OX	8W	3000K	690 lm	60%

220 V~ | 240 | IP65 | CRI>90 | L70B10 >50.000h

OUTDOOR | MacAdam Step 3 | INCL | 64° | 64°



COLOUR | WT □ | GT ■ | OX ■ | MATERIAL | AL | ABS+PC | OPTICAL GLASS | RAL ⓘ » 392

» 370



Puck Outdoor

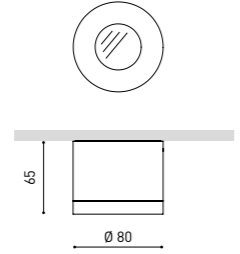
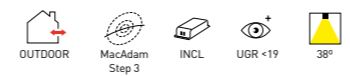


Extended Family / Puck Recessed_73 / Puck_128 / Puck S 48V_262




		P	CCT	Flux	LOR
PUCK Outdoor	A563-10-00- WT GT OX	8W	2700K	635 lm	75%
	A563-10-01- WT GT OX	8W	3000K	690 lm	75%

220 V~ | 240 | IP65 | CRI>90 | L70B10 >50.000h



COLOUR | WT | GT | OX | MATERIAL | AL | OPTICAL GLASS | RAL » 392

» 370

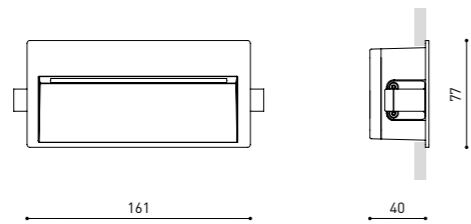
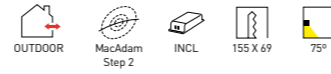


Slim



		P	CCT	I	Flux	LOR
SLIM Mini	A547-00-10- WT GT OX	2W	2700K	250mA	330 lm	40%
	A547-00-11- WT GT OX	2W	3000K	250mA	350 lm	40%

220 v~ | 240 | IP65 | CRI>90 | L80B10 >72.000h

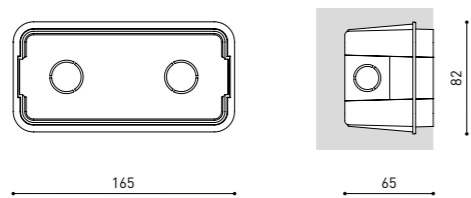


OPTIONAL ACCESSORY

SLIM MINI Concrete Box Accessory A547-90-00

Only needed when installed in concrete walls.

Boxes can be ordered in advance, in order to place the housings in the wall before the final Slim Mini installation.



COLOUR | WT | GT | OX

MATERIAL | AL | PC

RAL » 392

COLOURS MAY AFFECT THE LIGHTING PARAMETERS

» 370



Slim



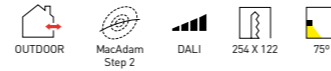
		P	CCT	I	Flux	LOR
SLIM	A515-00-10- WT GT OX	6,8W	2700K	500mA	975 lm	40%
	A515-00-11- WT GT OX	6,8W	3000K	500mA	1000 lm	40%

220 V~ | IP65 | CRI>90 | L80B10 >60.000h



		P	CCT	Flux	LOR
SLIM	A515-00-20- WT GT OX	6,8W	2700K	975 lm	40%
	A515-00-21- WT GT OX	6,8W	3000K	1000 lm	40%

48 V | IP65 | CRI>90 | L80B10 >60.000h



		P	V
CONSTANT VOLTAGE LED POWER SUPPLY	0434-01-62	150W	48V

220 V~ | IP20 | DRIVER MUST BE PLACED ON REMOTE

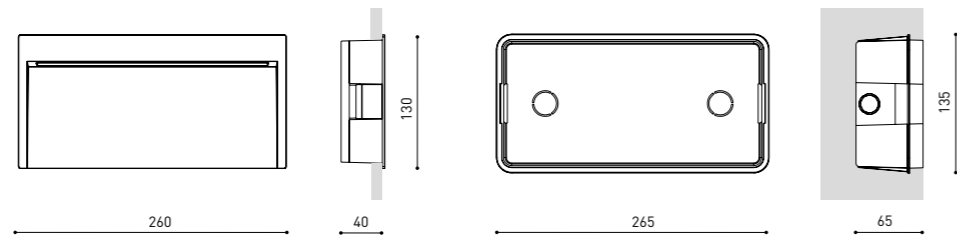


POWER [W]	CABLE SECTION [mm²]	CABLE LENGTH [m]			
		<25	<50	<75	<100
150	0,75	✓	✓	X	X
	1,0	✓	✓	✓	X
	1,5	✓	✓	✓	✓

OPTIONAL ACCESSORY

SLIM Concrete Box Accessory A515-90-00

Only needed when installed in concrete walls. Boxes can be ordered in advance, in order to place the housings in the wall before the final Slim installation.



COLOUR | WT □ | GT ■ | OX ■


MATERIAL | AL | PC

RAL ⓘ » 392

COLOURS MAY AFFECT THE LIGHTING PARAMETERS

Ⓜ » 370

Skip




		P	CCT	BEAM	I	Flux	LOR
SKIP	A497-01-10- GT OX	5,5W	2700K	19°	500mA	620 lm	87%
	A497-01-11- GT OX	5,5W	3000K	19°	500mA	660 lm	87%
	A497-01-20- GT OX	5,5W	2700K	29°	500mA	620 lm	91%
	A497-01-21- GT OX	5,5W	3000K	29°	500mA	660 lm	91%
	A497-01-30- GT OX	5,5W	2700K	35°	500mA	620 lm	89%
	A497-01-31- GT OX	5,5W	3000K	35°	500mA	660 lm	89%

220 V~ | IP65 | CRI>90 | L90B10 >108.000h



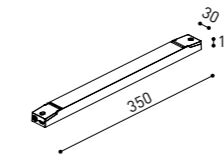
		P	CCT	BEAM	Flux	LOR
SKIP	A497-02-10- GT OX	5,5W	2700K	19°	620 lm	87%
	A497-02-11- GT OX	5,5W	3000K	19°	660 lm	87%
	A497-02-20- GT OX	5,5W	2700K	29°	620 lm	91%
	A497-02-21- GT OX	5,5W	3000K	29°	660 lm	91%
	A497-02-30- GT OX	5,5W	2700K	35°	620 lm	89%
	A497-02-31- GT OX	5,5W	3000K	35°	660 lm	89%

48 V | IP65 | CRI>90 | L90B10 >108.000h



		P	V
CONSTANT VOLTAGE LED POWER SUPPLY	0434-01-62	150W	48V

220 V~ | IP20 | DRIVER MUST BE PLACED ON REMOTE



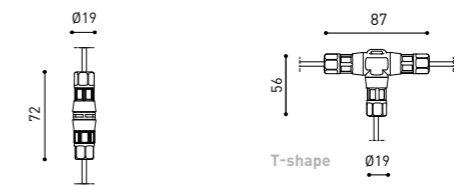
POWER [W]	CABLE SECTION [mm²]	CABLE LENGTH [m]			
		<25	<50	<75	<100
150	0,75	✓	✓	X	X
	1,0	✓	✓	✓	X
	1,5	✓	✓	✓	✓

OPTIONAL ACCESSORIES

Connector IP67 No DIM 0434-01-81- | N |

Connector IP67 No DIM T-Shape 0434-01-82- | N |

For cable Ø4,5-7,5mm, section $\leq 1,5\text{mm}^2$



SKIP Anti-glare Screen A497-00-00- | GT | OX |

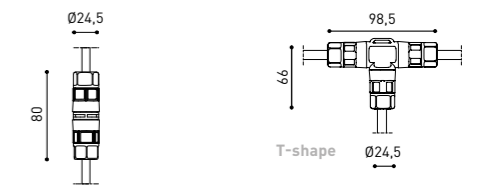
AFFECTS THE LIGHTING PARAMETERS



Connector IP67 DIM DALI 0434-01-83- | N |

Connector IP67 DIM DALI T-Shape 0434-01-84- | N |

For cable Ø5,5-7,5mm, section $\leq 1,0\text{mm}^2$



COLOUR | GT ■ | OX ■

MATERIAL | AL | GL-TRANS | PC

RAL ⓘ » 392

OTHER CCT PLEASE CONSULT

Ⓜ » 370

Yoru Spike



Extended Family / Yoru_210



		P	CCT	Flux	LOR
YORU Spike 24V	A475- 0-0-00- WT GT OX	3W	2700K	400 lm	84%
	A475- 0-0-01- WT GT OX	3W	3000K	410 lm	84%

24 V | IP65 | CRI>90 | L90B10 >60.000h



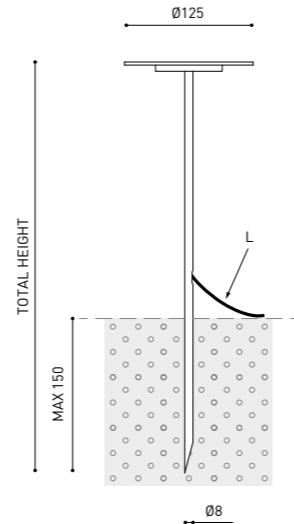
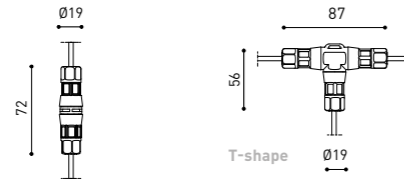
	TOTAL HEIGHT - H	L
1	400 mm	1250 mm
2	500 mm	1150 mm

OPTIONAL ACCESSORY

Connector IP67 0434-01-67- | N |

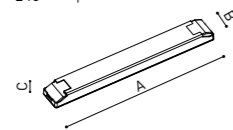
Connector IP67 T-Shape 0434-01-68- | N |

For cable Ø3,5-7,5mm, section <1,5mm²



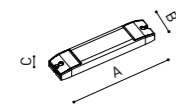
		P	V	D [A x B x C]	
YORU Spike 24V Remote Power Supply	NO DIM	0434-01-37	60W	24V	180 x 52 x 30mm
		0433-10-22	100W	24V	295 x 43 x 30mm

220 V~ | IP20



YORU Spike 24V * Remote Constant Voltage Dimmer		0433-01-32	DALI / Push	24V	181 x 42 x 20mm
		0433-01-35	CASAMBI	24V	72,6 x 30 x 18mm

24 V | IP20




POWER [W]	CABLE SECTION [mm²]	CABLE LENGTH [m]			
		<25	<50	<75	<100
60	0,75	✓	✓	X	X
	1,5	✓	✓	✓	✓
100	0,75	✓	X	X	X
	1,5	✓	✓	✓	X

COLOUR | WT | GT | OX

MATERIAL | INOX AISI 304 | AL | PC

RAL » 392

» 370





Flash



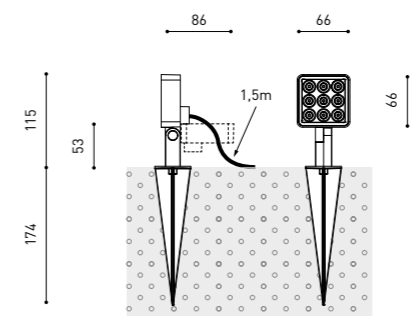
		CCT	Beam	LOR
FLASH	A529-00-00- GT OX	2700K	37°	81%
	A529-00-01- GT OX	3000K	37°	81%

IP65 | CRI>90 | L90B10 >60.000h

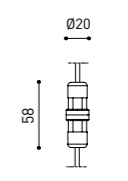
 OUTDOOR
 MacAdam Step 3
 EXCL*
 360°
 90°
 37°

*DRIVER OPTIONS		P	I	CCT	Flux
FLASH 1	0434-00-40 1 to 4 Flash	5,7W	700mA	2700K	715 lm
	3000K			730 lm	
FLASH 2	0434-00-41 1 to 4 Flash	8,7W	1050mA	2700K	1040 lm
	DALI 0434-01-26 1 to 6 Flash			3000K	1070 lm

220-240 V~ | IP20 | DRIVER MUST BE PLACED ON REMOTE i » 362




OPTIONAL ACCESSORY
Connector IP67
 0434-01-66- | N |
 For cable Ø4,5-6,5mm, section $\leq 1,5\text{mm}^2$




COLOUR | GT ■ | OX ■ | MATERIAL | AL | GL-TRANS | ABS+PC | RAL i » 392

» 370



		CCT	LOR
STEP XS OUTDOOR	A393-00-00- NX W N OX	2700K	7%
	A393-00-01- NX W N OX	3000K	7%
	A393-00-02- NX W N OX	4000K	7%

IP65 | IK10 | CRI>90 | L90B10 > 102,000h
 MacAdam Step 3
 EXCL*
 Ø22
 110°

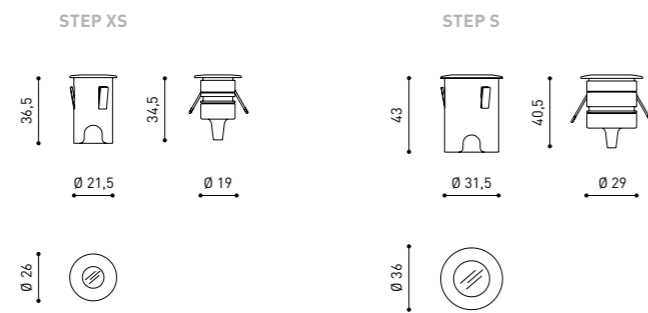


		CCT	LOR
STEP S OUTDOOR	A392-00-00- NX W N OX	2700K	10%
	A392-00-01- NX W N OX	3000K	10%
	A392-00-02- NX W N OX	4000K	10%

IP65 | IK06 | CRI>90 | L90B10 > 102,000h
 MacAdam Step 3
 EXCL*
 Ø32
 112°


*DRIVER OPTIONS		P	I	CCT	Flux	
NO DIM IP20	0434-00-39	1 to 12 Steps XS	1W	350mA	2700K	100 lm
					3000K	120 lm
					4000K	130 lm
	1 to 12 Steps S	1W	350mA	2700K	100 lm	
				3000K	120 lm	
				4000K	130 lm	

220 V~ | DRIVER MUST BE PLACED ON REMOTE | OTHER DIM OPTIONS PLEASE CONSULT » 362



COLOUR | NX ■ | W □ | N ■ | OX ■ | MATERIAL | INOX AISI 304 | AL | PMMA | RAL » 392

» 370



		CCT	LOR
STEP OUTDOOR	A275-00-00- NX W N OX	2700K	15%
	A275-00-01- NX W N OX	3000K	15%
	A275-00-02- NX W N OX	4000K	15%
	A275-00-03- NX W N OX	blue	1%

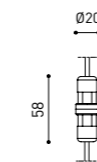
IP67 | IK08 | CRI>90 | L90B10 > 102,000h
 MacAdam Step 3
 5000 N
 40° C
 EXCL*
 Ø41
 96°

*DRIVER OPTIONS		P	I	CCT	Flux	
NO DIM IP20	0434-00-39	1 to 12 Steps	1W	350mA	2700K	100 lm
					3000K	120 lm
					4000K	130 lm
					blue	130 lm

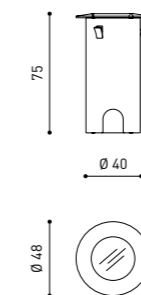
220 V~ | DRIVER MUST BE PLACED ON REMOTE | OTHER DIM OPTIONS PLEASE CONSULT » 362

OPTIONAL ACCESSORY

Connector IP67 0434-01-66- | N |
For cable Ø4,5-6,5mm, section <1,5mm²



STEP



COLOUR | NX ■ | W □ | N ■ | OX ■ | MATERIAL | INOX AISI 304 | AL | PMMA | RAL » 392

» 370



Dark



		CCT	Beam	LOR
DARK	A274-00-10- NX N OX	2700K	19°	80%
	A274-00-11- NX N OX	3000K	19°	80%
	A274-00-12- NX N OX	4000K	19°	80%
	A274-00-20- NX N OX	2700K	40°	83%
	A274-00-21- NX N OX	3000K	40°	83%
	A274-00-22- NX N OX	4000K	40°	83%



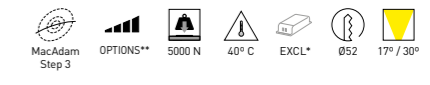
III IP67 | IK08 | CRI>90 | L90B10 >102.000h



		CCT	Beam	LOR
DARK Honeycomb	A513-00-10- NX N OX	2700K	17°	54%
	A513-00-11- NX N OX	3000K	17°	54%
	A513-00-12- NX N OX	4000K	17°	54%
	A513-00-20- NX N OX	2700K	30°	53%
	A513-00-21- NX N OX	3000K	30°	53%
	A513-00-22- NX N OX	4000K	30°	53%



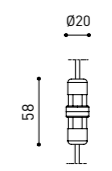
III IP67 | IK08 | CRI>90 | L90B10 >102.000h



*DRIVER OPTIONS	P	I	CCT	Flux
0434-00-39 1 to 12 Darks	1W	350mA	2700K	100 lm
			3000K	120 lm
			4000K	130 lm
NO DIM IP20	2,1W	700mA	2700K	180 lm
			3000K	200 lm
			4000K	240 lm
0434-00-40 1 to 12 Darks	3,2W	1050mA	2700K	250 lm
			3000K	280 lm
			4000K	325 lm
NO DIM IP20				

OPTIONAL ACCESSORY

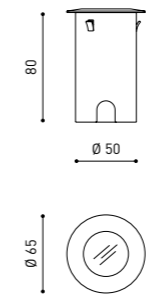
Connector IP67
0434-01-66- | N |
For cable Ø4,5-6,5mm, section $\le 1,5\text{mm}^2$



220 V~ | ** OTHER DIM OPTIONS PLEASE CONSULT



DARK & DARK HONEYCOMB



COLOUR | NX ■ | N ■ | OX ■ |

MATERIAL | INOX AISI 304 | AL | GL-TRANS |

RAL ⓘ 392

Ⓜ 370

Dark



		CCT	LOR
DARK M OUTDOOR	A301-00-10- NX N OX	2700K	75%
	A301-00-11- NX N OX	3000K	75%
	A301-00-12- NX N OX	4000K	75%

IP67 | IK08 | CRI>90 | L90B10 >55.000h
 MacAdam Step 2
 OPTIONS**
 7000 N
 80° C
 EXCL*
 Ø92
 38°



		CCT	LOR
DARK M Honeycomb OUTDOOR	A514-00-10- NX N OX	2700K	53%
	A514-00-11- NX N OX	3000K	53%
	A514-00-12- NX N OX	4000K	53%

IP67 | IK08 | CRI>90 | L90B10 >55.000h
 MacAdam Step 2
 OPTIONS**
 7000 N
 68° C
 EXCL*
 Ø92
 34°

*DRIVER OPTIONS	P	I	CCT	Flux
0434-00-36 1 Dark M	4,6W	140mA	2700K	640 lm
			3000K	665 lm
			4000K	675 lm
0434-00-37 1 Dark M	6,7W	200mA	2700K	865 lm
			3000K	900 lm
			4000K	915 lm
0434-00-38 1 Dark M	10,5W	300mA	2700K	1220 lm
			3000K	1265 lm
			4000K	1290 lm

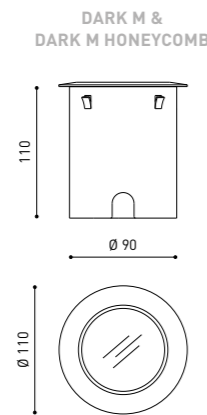

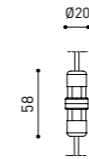
220 V~ | DRIVER MUST BE PLACED ON REMOTE
 240 V~ | ** PHASE CUT & OTHER DIM OPTIONS PLEASE CONSULT

OPTIONAL ACCESSORY

Connector IP67

0434-01-66- | N |

For cable Ø4,5-6,5mm, section <1,5mm²




COLOUR | NX ■ | N ■ | OX ■ | MATERIAL | INOX AISI 304 | AL | GL-TRANS | RAL ⓘ » 392

» 370



		CCT	LOR
DARK M Asymmetric OUTDOOR	A440-00-10- NX N OX	2700K	75%
	A440-00-11- NX N OX	3000K	75%
	A440-00-12- NX N OX	4000K	75%

IP67 | IK08 | CRI>90 | L90B10 >55.000h
 MacAdam Step 2
 OPTIONS**
 7000 N
 80° C
 EXCL*
 Ø92
 38°



		CCT	LOR
DARK M Wall Washer OUTDOOR	A521-00-10- NX N OX	2700K	37%
	A521-00-11- NX N OX	3000K	37%
	A521-00-12- NX N OX	4000K	37%

IP67 | IK08 | CRI>90 | L90B10 >55.000h
 MacAdam Step 2
 OPTIONS**
 7000 N
 68° C
 EXCL*
 Ø92

*DRIVER OPTIONS	P	I	CCT	Flux
0434-00-36 1 Dark M	4,6W	140mA	2700K	640 lm
			3000K	665 lm
			4000K	675 lm
0434-00-37 1 Dark M	6,7W	200mA	2700K	865 lm
			3000K	900 lm
			4000K	915 lm
0434-00-38 1 Dark M	10,5W	300mA	2700K	1220 lm
			3000K	1265 lm
			4000K	1290 lm

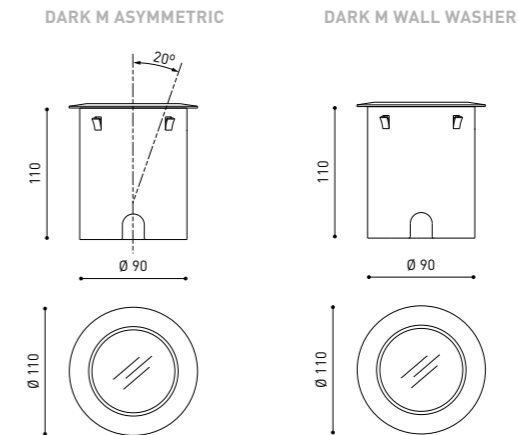
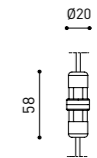
220 V~ | DRIVER MUST BE PLACED ON REMOTE
 240 V~ | ** PHASE CUT & OTHER DIM OPTIONS PLEASE CONSULT

OPTIONAL ACCESSORY

Connector IP67

0434-01-66- | N |

For cable Ø4,5-6,5mm, section <1,5mm²



COLOUR | NX ■ | N ■ | OX ■ | MATERIAL | INOX AISI 304 | AL | GL-TRANS | RAL ⓘ » 392

» 370

Dark




		P	CCT	Flux	LOR
DARK M1 48V	A522-01 - 10- NX N OX	4,6W	2700K	640 lm	75%
	A522-01 - 11- NX N OX	4,6W	3000K	665 lm	75%
	A522-01 - 12- NX N OX	4,6W	4000K	675 lm	75%
DARK M2 48V	A522-02 - 10- NX N OX	6,7W	2700K	865 lm	75%
	A522-02 - 11- NX N OX	6,7W	3000K	900 lm	75%
	A522-02 - 12- NX N OX	6,7W	4000K	915 lm	75%
DARK M3 48V	A522-03 - 10- NX N OX	10,5W	2700K	1220 lm	75%
	A522-03 - 11- NX N OX	10,5W	3000K	1265 lm	75%
	A522-03 - 12- NX N OX	10,5W	4000K	1290 lm	75%

48 V | III | IP67 | IK08 | CRI>90 | L90B10 >55.000h



		P	CCT	Flux	LOR
DARK M1 48V Honeycomb	A523-01 - 10- NX N OX	4,6W	2700K	640 lm	53%
	A523-01 - 11- NX N OX	4,6W	3000K	665 lm	53%
	A523-01 - 12- NX N OX	4,6W	4000K	675 lm	53%
DARK M2 48V Honeycomb	A523-02 - 10- NX N OX	6,7W	2700K	865 lm	53%
	A523-02 - 11- NX N OX	6,7W	3000K	900 lm	53%
	A523-02 - 12- NX N OX	6,7W	4000K	915 lm	53%
DARK M3 48V Honeycomb	A523-03 - 10- NX N OX	10,5W	2700K	1220 lm	53%
	A523-03 - 11- NX N OX	10,5W	3000K	1265 lm	53%
	A523-03 - 12- NX N OX	10,5W	4000K	1290 lm	53%

48 V | III | IP67 | IK08 | CRI>90 | L90B10 >55.000h

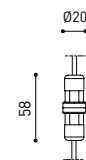


OPTIONAL ACCESSORIES

Connector IP67

0434-01-66- | N |

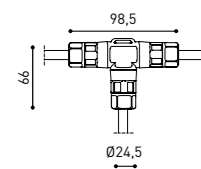
For cable Ø4,5-6,5mm, section <1,5mm²



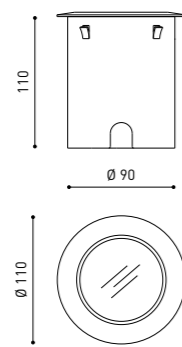
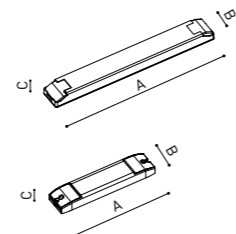
Connector IP67 T-Shape

0434-01-75- | N |

For cable Ø3,5-5,5mm, section <1,5mm²



		P	D (A x B x C)
48V Power Supply	0434-01-62	150W	350 x 30 x 18mm
220 V~ IP20 DRIVER MUST BE PLACED ON REMOTE			
*Remote Constant Voltage Dimmer	0433-01-32	DALI / Push	181 x 42 x 20mm
	0434-01-64	WIFI	105 x 44 x 23mm
48 V IP20 DIMMER MUST BE PLACED ON REMOTE			



POWER [W]	CABLE SECTION [mm ²]	CABLE LENGTH [m]		
		<25	<50	<75
150	0,75	✓	X	X
	1,0	✓	✓	X
	1,5	✓	✓	✓

DARK M & DARK M HONEYCOMB


COLOUR | NX ■ | N ■ | OX ■ | MATERIAL | INOX AISI 304 | AL | GL-TRANS | RAL ⓘ » 392

» 370



		P	CCT	Flux	LOR
DARK M1 48V Asymmetric	A524-01 - 10- NX N OX	4,6W	2700K	640 lm	75%
	A524-01 - 11- NX N OX	4,6W	3000K	665 lm	75%
	A524-01 - 12- NX N OX	4,6W	4000K	675 lm	75%
DARK M2 48V Asymmetric	A524-02 - 10- NX N OX	6,7W	2700K	865 lm	75%
	A524-02 - 11- NX N OX	6,7W	3000K	900 lm	75%
	A524-02 - 12- NX N OX	6,7W	4000K	915 lm	75%
DARK M3 48V Asymmetric	A524-03 - 10- NX N OX	10,5W	2700K	1220 lm	75%
	A524-03 - 11- NX N OX	10,5W	3000K	1265 lm	75%
	A524-03 - 12- NX N OX	10,5W	4000K	1290 lm	75%

48 V | III | IP67 | IK08 | CRI>90 | L90B10 >55.000h



		P	CCT	Flux	LOR
DARK M1 48V Wall Washer	A525-01 - 10- NX N OX	4,6W	2700K	640 lm	37%
	A525-01 - 11- NX N OX	4,6W	3000K	665 lm	37%
	A525-01 - 12- NX N OX	4,6W	4000K	675 lm	37%
DARK M2 48V Wall Washer	A525-02 - 10- NX N OX	6,7W	2700K	865 lm	37%
	A525-02 - 11- NX N OX	6,7W	3000K	900 lm	37%
	A525-02 - 12- NX N OX	6,7W	4000K	915 lm	37%
DARK M3 48V Wall Washer	A525-03 - 10- NX N OX	10,5W	2700K	1220 lm	37%
	A525-03 - 11- NX N OX	10,5W	3000K	1265 lm	37%
	A525-03 - 12- NX N OX	10,5W	4000K	1290 lm	37%

48 V | III | IP67 | IK08 | CRI>90 | L90B10 >55.000h



OPTIONAL ACCESSORIES

Connector IP67

0434-01-66- | N |

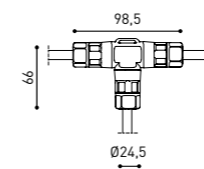
For cable Ø4,5-6,5mm, section <1,5mm²



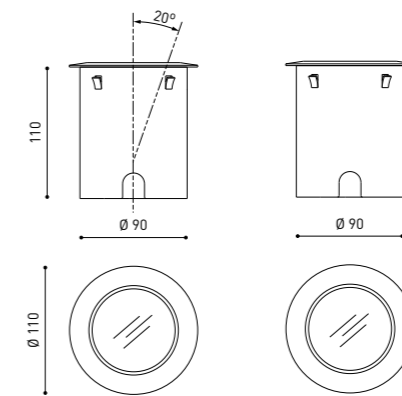
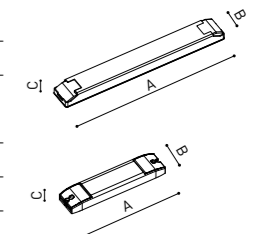
Connector IP67 T-Shape

0434-01-75- | N |

For cable Ø3,5-5,5mm, section <1,5mm²



		P	D (A x B x C)
48V Power Supply	0434-01-62	150W	350 x 30 x 18mm
220 V~ IP20 DRIVER MUST BE PLACED ON REMOTE			
*Remote Constant Voltage Dimmer	0433-01-32	DALI / Push	181 x 42 x 20mm
	0434-01-64	WIFI	105 x 44 x 23mm
48 V IP20 DIMMER MUST BE PLACED ON REMOTE			



POWER [W]	CABLE SECTION [mm ²]	CABLE LENGTH [m]		
		<25	<50	<75
150	0,75	✓	X	X
	1,0	✓	✓	X
	1,5	✓	✓	✓

DARK M ASYMMETRIC DARK M WALL WASHER

COLOUR | NX ■ | N ■ | OX ■ | MATERIAL | INOX AISI 304 | AL | GL-TRANS | RAL ⓘ » 392

» 370



Casa Puppi, Tarragona (Spain) | Francesc Rifé Studio | Photo: Javier Márquez

ACCESSORIES

LED Strip ³⁵⁰ / Lark-111 ³⁵⁴ / Lark ³⁵⁵ /
Trimless Tool ³⁵⁶ / Holesaw Accessory ³⁵⁷
/ Wire Trimless ³⁵⁸ / Drivers ³⁶² / IP
Accessories ³⁶⁸ / ARK Control ³⁷⁰ / LED
Emergency Kits ³⁷⁴ / Technical Info ³⁷⁵



Nogal, Catarroja (Spain) | Estudio Ana Martí | Photo: David Zarzoso

LED Strip

N



		P	CCT	Flux	Beam	D (L x W x H)
LED STRIP IP20	A571-00-00	5W/m	2700K	780 lm/m	5cm	5000 x 8 x 1,45 mm
	A571-00-01	5W/m	3000K	800 lm/m	5cm	5000 x 8 x 1,45 mm
	A571-00-02	5W/m	4000K	830 lm/m	5cm	5000 x 8 x 1,45 mm
	A571-01-00	7,5W/m	2700K	1270 lm/m	5cm	5000 x 8 x 1,45 mm
	A571-01-01	7,5W/m	3000K	1300 lm/m	5cm	5000 x 8 x 1,45 mm
	A571-01-02	7,5W/m	4000K	1350 lm/m	5cm	5000 x 8 x 1,45 mm
	A571-02-00	10,5W/m	2700K	1660 lm/m	5cm	5000 x 8 x 1,45 mm
	A571-02-01	10,5W/m	3000K	1700 lm/m	5cm	5000 x 8 x 1,45 mm
	A571-02-02	10,5W/m	4000K	1770 lm/m	5cm	5000 x 8 x 1,45 mm

24 V | IP20 | CRI>90 | L80B10 >54,000h



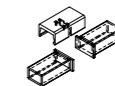
CONNECTOR IP20 LED Strip - LED Strip A571-06-00



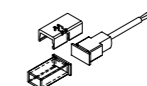
CONNECTOR IP20 LED Strip - Cable A571-06-01

		P	CCT	Flux	Beam	D (L x W x H)
LED STRIP IP67	A571-03-01	5W/m	3000K	700 lm/m	5cm	5000 x 10,5 x 4,5 mm
	A571-04-01	7,5W/m	3000K	1180 lm/m	5cm	5000 x 10,5 x 4,5 mm
	A571-05-01	10,5W/m	3000K	1525 lm/m	5cm	5000 x 10,5 x 4,5 mm

24 V | IP67 | CRI>90 | L80B10 >54,000h



CONNECTOR IP67 LED Strip - LED Strip A571-06-02



CONNECTOR IP67 LED Strip - Cable A571-06-03



LED STRIP End Cap IP67 A571-06-04



LED STRIP End Feed IP67 A571-06-05

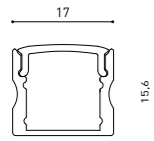


LED STRIP Mounting Clip IP67 A571-06-06

OTHER CCT OPTIONS PLEASE CONSULT

LED Strip

PROFILES



LED STRIP PROFILE SURFACE 2m A571-10-00- | N | W |



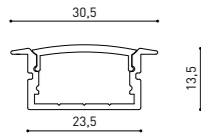
End Cap Profile Surface A571-10-01- | N | W |



End Feed Profile Surface A571-10-02- | N | W |



Mounting Clip Profile Surface A571-10-03



LED STRIP PROFILE RECESSED 2m A571-12-00- | N | W |



End Cap Profile Recessed A571-12-01- | N | W |



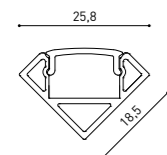
End Feed Profile Recessed A571-12-02- | N | W |



Mounting Clip Profile Recessed A571-12-03



Mounting Clip Profile Recessed A571-12-04



LED STRIP CORNER PROFILE 2m A571-14-00- | Z |



End Cap Corner Profile A571-14-01- | Z |



End Feed Corner Profile A571-14-02- | Z |



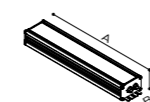
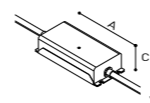
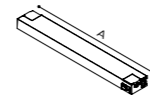
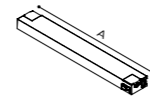
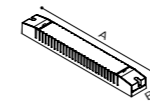
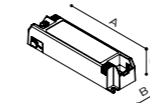
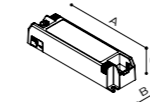
Mounting Clip Corner Profile A571-14-03



COLOUR | W □ | N ■ | Z ■ | MATERIAL | AL |

RAL ⓘ » 392

POWER SUPPLY



POWER SUPPLY OPTIONS		P	V	D (A x B x C)
NO DIM	0434-02-19	60W	24V	151,5 x 40,2 x 31mm
	0434-02-20	120W	24V	253,2 x 42,5 x 31mm
	0434-02-21	180W	24V	253,2 x 42,5 x 31mm
	0434-02-22	250W	24V	270 x 50 x 31mm
DALI	0434-02-23	60W	24V	151,5 x 40,2 x 31mm
	0434-02-24	120W	24V	253,2 x 42,5 x 31mm
	0434-02-25	180W	24V	253,2 x 42,5 x 31mm
	0434-02-26	250W	24V	270 x 50 x 31mm
PHASE CUT	0434-02-27	75W	24V	295 x 40 x 32mm
	0434-02-28	150W	24V	360 x 40 x 32mm
CASAMBI	0434-02-29	80W	24V	310,6 x 42,5 x 22,5mm
	0434-02-30	160W	24V	310,6 x 42,5 x 22,5mm
MATTER	0434-02-31	80W	24V	310,6 x 42,5 x 22,5mm
	0434-02-32	160W	24V	310,6 x 42,5 x 22,5mm

220
240 V~ | IP20

ⓘ » 362

POWER SUPPLY OPTIONS		P	V	D (A x B x C)
NO DIM	0434-02-33	60W	24V	156 x 42 x 30mm
	0434-02-34	100W	24V	156 x 48 x 33mm
	0434-02-35	150W	24V	156 x 48 x 33mm
	0434-02-36	200W	24V	221 x 63 x 38mm
	0434-02-37	80W	24V	207 x 50 x 30,5mm
DALI	0434-02-38	150W	24V	262 x 50 x 30,5mm

220
240 V~ | IP67

ⓘ » 362



		P	CCT	Beam	I	Flux	Flux Out	LOR
Lark-111	A25 Ⓞ -10-10- W N	6,5W	2700K	19°	200mA	900 lm	828 lm	92%
	A25 Ⓞ -10-11- W N	6,5W	3000K	19°	200mA	940 lm	865 lm	92%
	A25 Ⓞ -10-12- W N	6,5W	4000K	19°	200mA	950 lm	874 lm	92%
	A25 Ⓞ -10-20- W N	6,5W	2700K	40°	200mA	900 lm	774 lm	86%
PHASE CUT *	A25 Ⓞ -10-21- W N	6,5W	3000K	40°	200mA	940 lm	808 lm	86%
	A25 Ⓞ -10-22- W N	6,5W	4000K	40°	200mA	950 lm	817 lm	86%
	A25 Ⓞ -20-10- W N	12W	2700K	19°	350mA	1440 lm	1325 lm	92%
	A25 Ⓞ -20-11- W N	12W	3000K	19°	350mA	1500 lm	1380 lm	92%
	A25 Ⓞ -20-12- W N	12W	4000K	19°	350mA	1520 lm	1398 lm	92%
	A25 Ⓞ -20-20- W N	12W	2700K	40°	350mA	1440 lm	1238 lm	86%
PHASE CUT *	A25 Ⓞ -20-21- W N	12W	3000K	40°	350mA	1500 lm	1290 lm	86%
	A25 Ⓞ -20-22- W N	12W	4000K	40°	350mA	1520 lm	1307 lm	86%
	A25 Ⓞ -21-10- W N	12W	2700K	19°	350mA	1440 lm	1325 lm	92%
	A25 Ⓞ -21-11- W N	12W	3000K	19°	350mA	1500 lm	1380 lm	92%
	A25 Ⓞ -21-12- W N	12W	4000K	19°	350mA	1520 lm	1398 lm	92%
	A25 Ⓞ -21-20- W N	12W	2700K	40°	350mA	1440 lm	1238 lm	86%
DALI I PUSH *	A25 Ⓞ -21-21- W N	12W	3000K	40°	350mA	1500 lm	1290 lm	86%
	A25 Ⓞ -21-22- W N	12W	4000K	40°	350mA	1520 lm	1307 lm	86%

220 V~ | CRI>90 | L90B10 >55.000h

* OTHER DIM OPTIONS PLEASE CONSULT



Lark-111

Lark-111 · HONEYCOMB LOUVER



Ⓞ OPTIONS

- 2 Lark-111
- 3 Lark-111 Honeycomb**

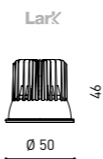
** HONEYCOMB AFFECTS LIGHTING PARAMETERS

COLOUR | W □ | N ■ |

MATERIAL | AL |

RAL ⓘ » 392

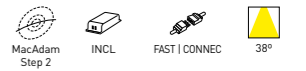
Ⓞ ⓘ » PLEASE CONSULT



		P	CCT	I	Flux	Flux Out	LOR
Lark	0434-00-96	5W	2700K	140mA	700 lm	644 lm	92%
	0434-00-05	5W	3000K	140mA	730 lm	672 lm	92%
	0434-00-19	5W	4000K	140mA	750 lm	690 lm	92%
PHASE CUT *	0434-01-02	7,5W	2700K	200mA	950 lm	874 lm	92%
	0434-00-09	7,5W	3000K	200mA	1000 lm	920 lm	92%
	0434-00-17	7,5W	4000K	200mA	1030 lm	948 lm	92%
PHASE CUT *	0434-01-03	7,5W	2700K	200mA	950 lm	874 lm	92%
	0434-00-15	7,5W	3000K	200mA	1000 lm	920 lm	92%
	0434-00-18	7,5W	4000K	200mA	1030 lm	948 lm	92%
DALI I PUSH *	0434-01-04	7,5W	2700K	200mA	950 lm	874 lm	92%
	0434-01-05	7,5W	3000K	200mA	1000 lm	920 lm	92%
DALI I PUSH *	0434-01-06	7,5W	4000K	200mA	1030 lm	948 lm	92%

220 V~ | CRI>80 | L90B10 >55.000h

* OTHER DIM OPTIONS PLEASE CONSULT

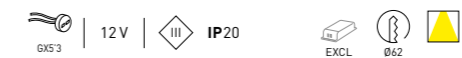


BASIC



BASIC Fix 12V **MAX 50W**

0037-01-01- | W | NS |



BASIC Tilt 12V **MAX 50W**

0038-01-01- | W | NS |



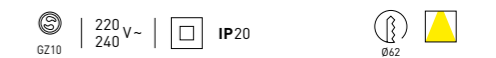
BASIC Tilt Extra 12V **MAX 50W**

00321-01-01- | W | NS |



BASIC Fix 230V **MAX 50W**

0337-01-01- | W | NS |



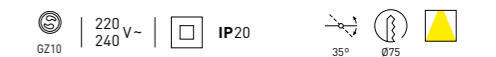
BASIC Tilt 230V **MAX 50W**

0338-01-01- | W | NS |



BASIC Tilt Extra 230V **MAX 50W**

0325-01-01- | W | NS |

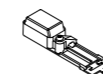


OPTIONAL ACCESSORIES

SAFETY SEPARATOR

0458-00-00

with connection box covered

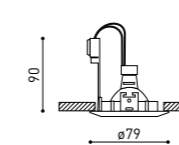


HALOGEN LAMPHOLDER GZ10

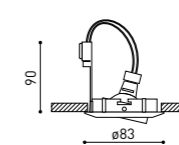
0419-00-00



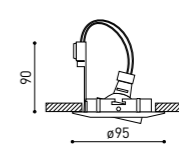
BASIC FIX



BASIC TILT



BASIC TILT EXTRA




COLOUR | W □ | NS ■ |

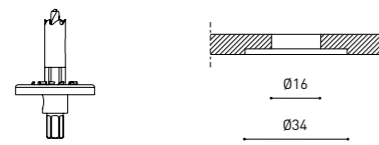
MATERIAL | AL |

RAL ⓘ » 392

Ⓞ ⓘ » PLEASE CONSULT

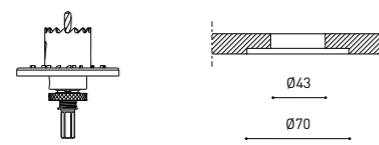


TRIMLESS TOOL D16 X D34mm A478-00-00



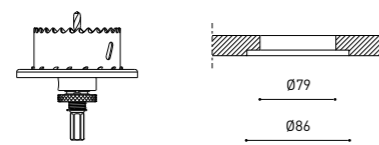
Suitable for:
 Magnetic Connector | A435-01-00
 · Coco | A499-00-XX
 · Fit 20 | A431-01-XX
 · Fit 27 | A432-01-XX
 · Flip | A492-00-XX
 · iO Micro | A434-01-XX
 · Plus Micro | A433-01-XX
 · Six XS | A429-01-XX
 · Top Micro | A430-01-XX
 · Micro Shaper | A545-00-XX

TRIMLESS TOOL D43 X D70mm A478-00-02



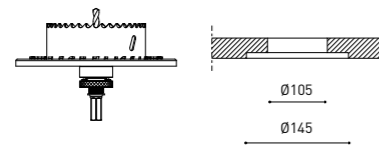
Suitable for:
 Alaska Trimless Accessory | A401-10-XX
 Lens Light Trimless Accessory | A470-00-00
 Shot Light Trimless Accessory | A269-00-0X

TRIMLESS TOOL D79 X D86mm A478-00-04



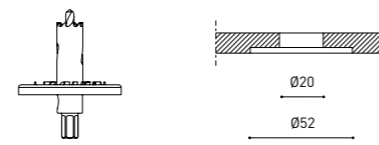
Suitable for:
 Shot Light S Flex | A477-00-00

TRIMLESS TOOL D105 X D145mm A478-00-06



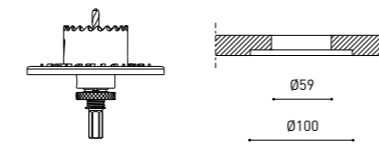
Suitable for:
 Buddy L Trimless Accessory | A56X-10-90

TRIMLESS TOOL D20 X D52mm A478-00-01



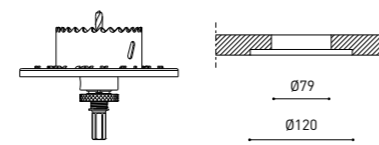
Suitable for:
 Alaska Big | A455-X1-XX
 Dune | A48X-XX-XX
 Wire Trimless Accessory | A023-XX-XX

TRIMLESS TOOL D59 X D100mm A478-00-03



Suitable for:
 Alaska Big Trimless Accessory | A426-10-00
 Shot Light S Trimless Accessory | A463-00-00

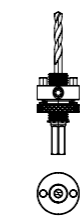
TRIMLESS TOOL D79 X D120mm A478-00-05



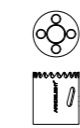
Suitable for:
 Shot Light M Trimless Accessory | A298-X0-00
 Buddy Trimless Accessory | A50X-10-90



HOLESAW ADAPTER 32-230mm A570-10-00



HOLESAW D38mm A570-00-02



HOLESAW D62mm A570-00-02



HOLESAW D85mm A570-00-04



HOLESAW D55mm A570-00-01



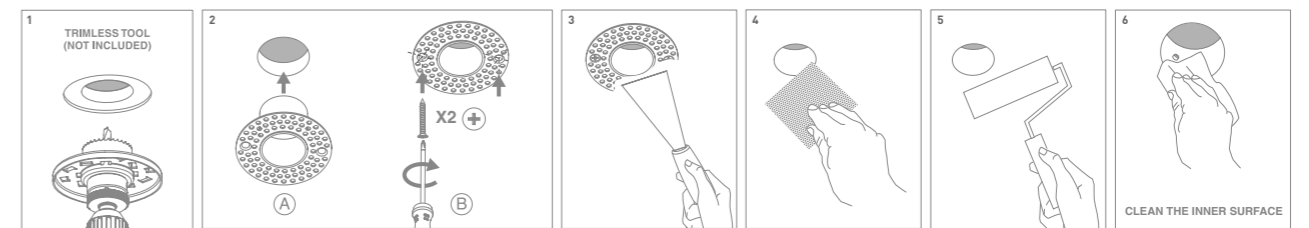
HOLESAW D75mm A570-00-03



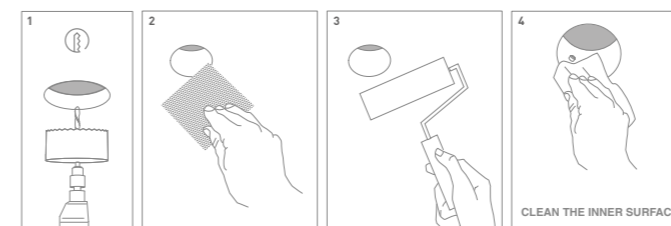
HOLESAW D101mm A570-00-05



TRIMLESS TOOL INSTALLATION




HOLESAW ACCESSORY INSTALLATION



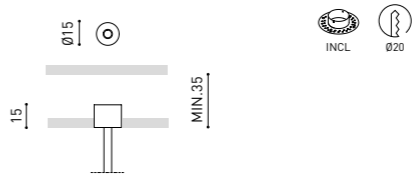
Wire Trimless



- (A) Mains Trimless
- (B) Mains Thick Trimless
- (C) Coaxial Trimless
- (D) Unipolar Trimless
- (E) Steel Cable Trimless
- (F) Steel Cable 1,0mm Regulator Trimless
- (G) Steel Cable 0,6mm Regulator Trimless

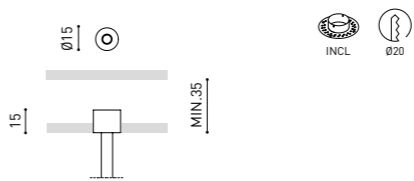


Mains Trimless A023-00-01- | W | N |



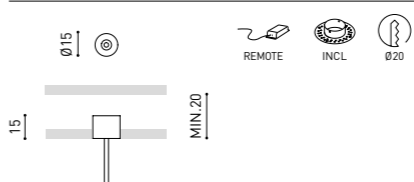
Suitable for:
 Black Foster Custom System (no dim) | A452-0X-00
 Black Foster Micro Custom (no dim) | A450-0X-00
 Black Foster Suspension (no dim) | A321-X1-XX
 Fifty+ Suspension (no dim) | A44X-XX-1X
 Hey Joe | A535-XX-XX
 Salt (no dim) | A220-0X-1X
 Salt mini | A280-00-1X
 Scope | A261-XX-XX
 Track 48V Suspension (no dim) | A338-XX-00
 Vola Suspension | A442-00-XX

Mains Thick Trimless A023-00-02- | W | N |



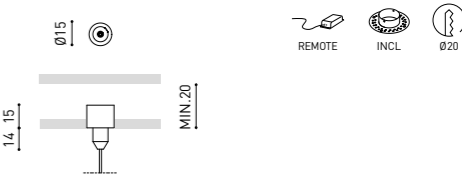
Suitable for:
 Black Foster Custom System (dim) | A452-0X-00
 Black Foster Micro Custom (dim) | A450-0X-00
 Black Foster Suspension (dim) | A321-XX-XX
 Fifty+ Suspension (dim) | A44X-XX-XX
 Salt (dim) | A220-0X-XX
 Track 48V Suspension (dim) | A338-XX-00
 Vola Suspension | A442-00-XX
 Warp | A534-XX-XX

Coaxial Trimless A023-00-03- | W | N |



Suitable for:
 Alaska | A425-XX-XX
 Art Chandelier | A518-XX-XX
 Holly | A281-XX-XX
 Line Suspension | A43X-XX-XX
 Minimal Track
 Pipe | A48X-XX-XX
 Slimgot | A203-XX-XX
 Spin | A222-XX-XX
 Stick | A40X-XX-XX

Unipolar Trimless A023-00-04- | W | N |



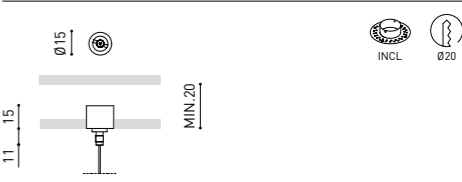
Suitable for:
 Art | A34X-XX-XX
 Art Modular | A394-XX-XX

Steel Cable Trimless A023-00-05- | W | N |



Suitable for:
 Line Suspension | A43X-XX-XX
 Black Foster Custom System | A452-0X-00
 Black Foster Micro Custom | A450-0X-00
 Black Foster Suspension | A321-XX-XX
 Fifty+ Suspension | A44X-XX-XX
 Salt | A220-0X-XX
 Salt Mini | A280-00-1X
 Track 48V Suspension | A338-XX-00
 Vola Suspension | A442-00-XX

Steel Cable 1,0mm Regulator Trim. A023-00-06- | W | N |



Suitable for:
 Scope | A261-XX-XX

Steel Cable 0,6mm Regulator Trim. A023-00-07- | W | N |



Suitable for:
 Line Micro Suspension | A438-XX-XX

Light Distribution

ACCESSORIES



ELLIPTICAL REFRACTOR

Lente que reformula el haz de luz para conseguir una forma elíptica a través de la refracción de la luz en su disco de plástico (PMMA) + Film de PET.

Lens that modifies the light beam to achieve an elliptical shape through the refraction of light in its plastic disc (PMMA) + PET film.

Lentille qui reformule le faisceau lumineux pour obtenir une forme elliptique par le biais de la réfraction de la lumière dans son disque en plastique (PMMA) + Film de PET.

Lente che riformula il fascio di luce per ottenere una forma ellittica a causa della rifrazione della luce sul suo vetro ottico (PMMA) + Film in PET.

Linse, die den Lichtstrahl umformt, um durch die Lichtbrechung in ihrer Kunststoffscheibe (PMMA) + PET-Folie eine elliptische Form zu erreichen.



BEAM MIXER DIFFUSER

El difusor homogeneizador del haz de luz suaviza las distorsiones en la emisión de la luz provocadas por las lentes parabólicas, Fresnel o colimadores TIR, sin generar un alargamiento significativo del haz. Su diseño exclusivo consigue una homogeneización de la luz excelente en planos lejanos y una mezcla cromática con una extraordinaria luminosidad axial. Comparado con los difusores tradicionales, mantiene una mayor intensidad de candelas en el centro del haz (CBPC) y disminuye el antiestético efecto de "campos de luz" en ángulos amplios.

The Beam Mixer Diffuser is used to smooth beam artifacts caused by parabolic, Fresnel, or TIR lens collimators without significant broadening. The unique mixing design provides superior far-field smoothing and color mixing with high on-axis brightness. Compared with traditional diffusers, it maintains higher central beam candlepower (CBPC), and produce less undesirable "field light" at higher angles.

Le Diffuseur homogénéisateur de faisceau lumineux s'utilise pour atténuer les distorsions de l'émission de lumières provoquées par les lentilles paraboliques, Fresnel ou collimateurs TIR, sans allonger de manière significative le faisceau. Son design exclusif permet une excellente homogénéisation en champs lointains et un mélange chromatique d'une luminosité axiale remarquable. Comparé avec un diffuseur traditionnel, ce diffuseur maintient une plus haute intensité lumineuse au centre du faisceau (CBPC) et diminue

l'indésirable effet "champs de lumière" dans les angles plus amples.

Il Diffusore di fascio luminoso misto serve ad uniformare gli effetti distorsivi del fascio luminoso dovuti ai collimatori con lente parabolica, di Fresnel o TIR senza un allargamento significativo. L'eccezionale design "misto" assicura una migliore uniformità del campo lontano e una miscelazione cromatica con una straordinaria luminosità assiale. Rispetto ai diffusori tradizionali, mantiene una maggiore intensità luminosa in candele al centro del fascio (CBPC) e diminuisce la sgradevole "luce a lunga gittata" negli angoli più ampi.

Der Strahlenmischdiffusor wird verwendet, um durch parabolische, Fresnel- oder TIR-Linsen-Kollimatoren verursachte Strahlenartefakte ohne wesentliche Ausdehnung zu glätten. Das einzigartige Mischungskonzeption sorgt für hochwertige Fernfeldglättung und Farbmischung bei hoher on-axis-Helligkeit. Im Vergleich zu herkömmlichen Diffusoren bewahrt er eine höhere Lichtstärkenspitze (CBPC) und ruft bei größeren Winkeln weniger unerwünschte "Lichtfelder" hervor.



ANTI-GLARE HONEYCOMB LOUVER

Accesorio formado por una parrilla en forma de panel de abeja para reducir el deslumbramiento y la incidencia directa de los rayos en la visión.

Accessory made up of louver in the shape of a honeycomb panel to reduce glare and the effects of direct rays on vision.

Accessoire composé d'une grille en nid d'abeille pour réduire l'éblouissement et l'incidence directe des rayons dans la vision.

Accessorio formato da una griglia a forma di pannello d'ape per ridurre l'abbagliamento e l'incidenza diretta dei raggi durante la visione.

Zubehör in Form eines Wabengitters, um die Blendung und den direkten Einfall der Strahlen in die Augen zu reduzieren.



LINEAR FILTER

Transforma el haz de luz circular en una forma lineal. Este filtro es ideal para aplicaciones donde se necesita una distribución precisa y lineal de la luz, para focalizar sobre superficies concretas o evitar el efecto de "manchas de luz" en espacios amplios.

Transforms the circular light beam into a linear form. This filter is ideal for applications where a precise and linear distribution of

light is needed, either for focusing on specific surfaces or to avoid the "light pooling" effect in large spaces.

Transforme le faisceau lumineux circulaire en une forme linéaire. Ce filtre est idéal pour les applications où une distribution précise et linéaire de la lumière est nécessaire, que ce soit pour se concentrer sur des surfaces spécifiques ou pour éviter l'effet de "taches lumineuses" dans de grands espaces.

Trasforma il fascio di luce circolare in una forma lineare. Questo filtro è ideale per applicazioni in cui è necessaria una distribuzione precisa e lineare della luce, sia per mettere a fuoco superfici specifiche che per evitare le proiezioni di luce puntuale nello spazio.

Verwandelt den kreisförmigen Lichtstrahl in eine lineare Form. Dieser Filter ist ideal für Anwendungen, bei denen eine präzise und lineare Lichtverteilung erforderlich ist, entweder um sich auf bestimmte Oberflächen zu konzentrieren oder um den Effekt von "Lichtflecken" in großen Räumen zu vermeiden.



ANTI-GLARE SCREEN & ANTI-GLARE ASYMMETRICAL SCREEN

Pantalla accesoria diseñada para reducir el deslumbramiento y la incidencia directa de los rayos en la visión. Además, en el caso de la pantalla asimétrica, se consigue una distribución luminica de incidencia lateral (adecuada para aplicaciones de bañador de pared, entre otras).

Accessory screen designed to reduce glare and direct ray incidence in vision. Additionally, in the case of the asymmetric screen, it achieves a lateral light distribution (suitable for wall washer applications, among others).

Écran accessoire conçu pour réduire l'éblouissement et l'incidence directe des rayons dans la vision. De plus, dans le cas de l'écran asymétrique, il permet d'obtenir une distribution lumineuse latérale (appropriée pour les applications de lèche-murs, entre autres).

Schermo accessorio progettato per ridurre l'abbagliamento e l'incidenza diretta dei raggi nella visione. Inoltre, nel caso dello schermo asimmetrico, si ottiene una distribuzione luminosa laterale (adatta per applicazioni di wall washer, tra le altre).

Zusatzbildschirm, der entwickelt wurde, um Blendung und direkten Lichteinfall in die Sicht zu reduzieren. Darüber hinaus ermöglicht er im Fall des asymmetrischen Bildschirms eine seitliche Lichtverteilung (zum Beispiel für Wandbestrahlung).

Special LED

FOR COMMERCIAL PRODUCT SHOWCASING

VIVID MODEL

Colour Temperature	2700K	3000K	3500K	4000K	Light Pink
Reading			●	●	
Fruits & Vegetables		●	●		
Bakery	●				
Retail		●	●		
Cosmetics			●	●	
Meat					●
Fish				●	
Seafood				●	●

AVAILABLE FOR | ALASKA · BUDDY · BUDDY L · DARK M · DUNE · DUOMO · FIT 65 & 80 · HIDDEN · HUBBLE · iO · LEX · LEX MINI · PLUS · PLUS MINI 1L & 3L · PUCK RECESSED S & L · SHOT LIGHT M & BIG · SIX XS, M & L · THOR · TOP · TOP MINI · TWIST · WELLIT · WIZ · ZEN TUBE

Arkoslight ofrece en algunos de sus productos la posibilidad de dotarlos de un LED especial para iluminación orientada a la promoción visual de bienes y productos con finalidad comercial. Se trata de un LED de alta cromaticidad que persigue destacar los tonos que favorecen la percepción psicológica positiva del objeto iluminado.

Esta fuente de luz LED especial ofrece una paleta de colores más atractiva e intensa, por encima de lo que lo hace un LED convencional. Esto se consigue gracias a la configuración del LED bajo un "parámetro especial de saturación" que consigue que los colores y la textura de los objetos se muestren más atractivos dentro del espectro de luz visible. Para ello se selecciona, en cada caso, el COB pertinente, con su recubrimiento específico de fósforo.

For some of its products, Arkoslight offers the possibility to provide them with a special LED, designed to create an illumination focused on visually promoting goods or products for commercial purposes. It is a high chromaticity LED, capable of identifying the colour shades that produce a positive psychological perception of the illuminated object. This special LED lighting source offers a much more attractive and intense colour range than a conventional LED, besides being much wider. Technically, this is possible thanks to a special LED setting that includes a « special saturation parameter », capable of highlighting the objects colours and materials in such a way that they seem more attractive within the visible light spectrum. To achieve this performance, in each case, the appropriate COB and specific phosphor coating are carefully selected.

Arkoslight vous offre sur certains de ses produits la possibilité de les équiper d'une LED spéciale, qui a été conçue pour une illumination orientée à la promotion visuelle de biens ou produits à des fins commerciales. Il s'agit d'une LED de haute chromaticité permettant de mettre en évidence les tons qui favorisent une perception psychologique positive de l'objet illuminé.

Cette source de lumière LED spéciale vous offre une palette de couleurs plus attractive et intense, et plus vaste que celle d'une LED conventionnelle. Ceci est possible grâce à la configuration du LED qui inclue un "paramètre spécial de saturation", lequel réussit à ce que les couleurs et la texture des objets apparaissent de manière plus attractive dans le spectre de lumière visible. Pour ce faire, le COB correspondant est sélectionné en fonction de chaque cas, et il en est de même pour son revêtement spécifique en phosphore.

Arkoslight offre su alcuni dei suoi prodotti la possibilità di dotarli di un LED speciale per illuminazione orientata alla promozione visiva di beni e prodotti a scopo commerciale. Si tratta di un LED ad alta cromaticità che mette in rilievo le tonalità che favoriscono la percezione psicologica positiva dell'oggetto illuminato. Questa sorgente di luce LED speciale offre una gamma di colori più attraenti e intensi, superiore a quella che può offrire un LED convenzionale. Ciò si ottiene grazie alla configurazione del LED secondo un "parametro speciale di saturazione" che fa in modo che i colori e la texture degli oggetti appaiano più attraenti all'interno dello spettro di luce visibile. A tale scopo si seleziona, in ciascun caso, l'apposito COB e il suo fosforo di rivestimento specifico.

Einige der Produkte von Arkoslight können mit einer Spezial-LED für die visuelle Bewerbung von Waren und Produkten zur Verkaufsförderung ausgerüstet werden. Dabei handelt es sich um eine hochchromatische LED, um Farbtöne hervorzuheben, die die positive psychologische Wahrnehmung des beleuchteten Objekts begünstigen. Diese spezielle LED-Lichtquelle bietet eine ansprechendere und intensivere Farbpalette als eine herkömmliche LED. Dies wird durch die Konfiguration der LED nach einem "speziellen Sättigungsparameter" erreicht, der Farben und Textur der Objekte innerhalb des sichtbaren Spektralbereichs attraktiver erscheinen lässt. Dafür wird die jeweils zweckdienliche COB und spezifische Phosphorbeschichtung gewählt.

Drivers

CONSTANT CURRENT LED DRIVER

ON-OFF		P (MAX)	I	D	TPOLOGY
	0486-04-35	3,5W	350mA	65 x 29 x 18mm	G
	0486-08-35 0434-01-30	8W 9W	350mA 250mA	59 x 41,6 x 22mm	A A
	0486-12-70	12W	700mA	115 x 34 x 19mm	B
	0434-00-36 0434-00-37 0434-00-38	5,8W 8,3W 12,4W	140mA 200mA 300mA	115 x 34 x 19mm	A A A
	0434-01-85 0434-01-86 0433-01-37 0433-00-21 0434-01-87 0433-01-38	5,5W 8,5W 11W 15W 22W 28W	125mA 200mA 250mA 350mA 500mA 650mA	146,5 x 43,5 x 22mm	A A A A A B
	0434-00-39 0434-01-53 0434-00-42 0434-00-40 0434-00-41	15W 18W 22W 31W 42W	350mA 400mA 500mA 700mA 1050mA	129 x 42 x 30mm	A A A B C
	0434-01-41 0434-01-42 0434-01-43 0434-01-44	25W 35W 50W 50W	350mA 500mA 700mA 1050mA	124 x 79 x 22mm	A A B C
DIM					
	PHASE CUT	0434-01-92 0433-01-39	8W 14W	200mA 350mA	95 x 50 x 22mm G G
	PHASE CUT	0434-01-95	9W	350mA	85 x 40,4 x 22mm G
	DALI PUSH	0434-01-89 0434-01-29 0434-01-94 0434-01-88	10W 10W 10W 10W	200mA 250mA 350mA 500mA	166 x 30 x 22mm G G G G
	DALI PUSH	0433-01-07 0433-01-40 0433-01-41	11W 18W 18W	300mA 350mA 650mA	119 x 53 x 31mm G G G
	1-10V Push	0434-00-78 0434-00-43 0434-00-45	18,9W 27W 37,8W	350mA 500mA 700mA	103 x 67 x 21mm D D E
	DALI DT8	0433-01-42 0434-01-90 0434-01-96	16W 18W 23W	350mA 400mA 500mA	163 x 30 x 21mm G G G
	DALI	0434-00-79 0434-01-54 0434-00-44 0434-00-46	18,9W 21,6W 27W 37,8W	350mA 400mA 500mA 700mA	103 x 67 x 21mm D D D E
	DALI / PUSH / 1-10V	0434-01-23 0434-01-24 0434-01-25 0434-01-26	25W 35W 50W 60W	350mA 500mA 700mA 1050mA	124 x 79 x 22mm D D E F
	CASAMBI	0434-01-91 0433-01-43 0434-01-98	10W 18W 18W	200mA 350mA 650mA	150 x 42,5 x 22mm G G G
	CASAMBI	0434-01-45 0434-01-46 0434-01-47 0434-01-48	25W 35W 50W 60W	350mA 500mA 700mA 1050mA	124 x 79 x 22mm D D E F

Drivers

CONSTANT VOLTAGE LED DRIVER

ON-OFF		P (MAX)	V	D	
	0434-01-37	60W	24V	180 x 52 x 30mm	
	0433-10-22	100W	24V	295 x 43 x 30mm	
	0434-01-61- W N	100W	48V	298 x 16 x 19mm	
	0434-01-62 0434-01-80	150W 250W	48V 48V	350 x 30 x 18mm 400 x 40 x 22mm	
DIM					
	DALI PUSH	0433-10-23	80W	24V	346 x 32 x 22mm
	DALI PUSH	0433-10-24	160W	24V	300 x 50 x 35mm
	DALI PUSH	0434-02-16	100W	48V	225 x 43 x 30mm

MULTIFUNCTION EQUIPMENTS

ON-OFF		P / I	P / I or V	D
	0434-01-18	25W / 350mA 35W / 500mA 50W / 700mA	50W / 900mA 50W / 1050mA 50W / 48V	124 x 79 x 22mm
DIM				
	DALI / PUSH / 1-10V	16,2W / 300mA 18,9W / 350mA 21,6W / 400mA 24,2W / 450mA 27W / 500mA 29,7W / 550mA 32,4W / 600mA 35,1W / 650mA 37,8W / 700mA	38W / 750mA 38W / 800mA 38W / 850mA 38W / 900mA 38W / 950mA 38W / 1A 38W / 1,05A 12W / 12V 25W / 24V	103 x 67 x 21mm
	DALI / PUSH / 1-10V	25W / 350mA 35W / 500mA 50W / 700mA	60W / 900mA 60W / 1050mA	124 x 79 x 22mm
	CASAMBI	25W / 350mA 35W / 500mA 50W / 700mA	60W / 900mA 60W / 1050mA	124 x 79 x 22mm
DIM 48V				
	DALI	8W / 200mA 12W / 300mA 14W / 350mA 20W / 500mA	24W / 600mA 28W / 700mA 32W / 800mA 36W / 900mA	97,5 x 17,6 x 11,8mm

Driver Options

FOR PRODUCTS WITH DRIVER EXCLUDED
220-240 VAC INPUT

DIM	DRIVER	I	LUMINAIRES							
			ALASKA TRIMLESS	BLACK FOSTER MICRO SURFACE 5	BLACK FOSTER MICRO SURFACE 2X2	BLACK FOSTER SURFACE REMOTE 3	BLACK FOSTER SURFACE REMOTE 5	BUDDY SUPER SPOT	BUDDY L SUPER SPOT	DARK M
ON/OFF	D1	140mA								1
	D2	200mA								1
	D3	300mA								1
	D4	350mA								
	D5	500mA	1...4	1...2	1...3					
	D6	700mA				1...4	1...2			
	D7	1050mA								
	D8	700mA				1...6	1...3			
	D9	350mA								
	D10	350mA								
	D11	250mA								
	D12	500mA						1...3		
	D13	650mA							1...2	
PUSH	D14	200mA								1
	D15	250mA								
	D16	500mA						1		
	D17	300mA								1
	D18	650mA							1	
	D19	350mA								
	D20	500mA	1...4	1...3	1...3			1...3		
	D21	700mA				1...4	1...2			
	D25	350mA								
	D26	500mA	1...6		1...5			1...5		
D27	700mA				1...6	1...3				
DALI	D14	200mA								1
	D15	250mA								
	D16	500mA								
	D17	300mA								1
	D18	650mA							1	
	D22	350mA								
	D23	500mA	1...4	1...3	1...3			1...3		
	D24	700mA				1...4	1...2			
	D25	350mA								
	D26	500mA	1...6		1...5			1...5		
D27	700mA				1...6	1...3				
CASAMBI	D29	350mA								
	D30	500mA	1...6	1...3	1...5			1...5		
	D31	700mA				1...6	1...3			
	D32	1050mA								
	D33	200mA								1
	D34	650mA							1	

PLEASE CHECK RECESSED DIMENSIONS

Driver Options

FOR PRODUCTS WITH DRIVER EXCLUDED
220-240 VAC INPUT

DIM	DRIVER	I	LUMINAIRES							
			DARK RHINO	FLASH	FLIP SURFACE	REC MICRO	SHOT LIGHT S SURFACE	STEP - STEP S - STEP XS	TOP MINI	WALLY
ON/OFF	D1	140mA								
	D2	200mA								
	D3	300mA								
	D4	350mA	1...12					1...3	1...12	1...4
	D5	500mA				1...3		1...3		1...4
	D6	700mA	1...12	1...4		1...2	1...3			1...4
	D7	1050mA	1...11	1...4						
	D8	700mA	1...20			1...3				
	D9	350mA	1...3					1...3		1
	D10	350mA	1...7					1...7		
	D11	250mA								1...3
	D12	500mA								
	D13	650mA								
PUSH	D14	200mA								
	D15	250mA								1...3
	D16	500mA								
	D17	300mA								
	D18	650mA								
	D19	350mA	1...14					1...14		1...4
	D20	500mA				1...3				1...4
	D21	700mA	1...13							1...4
	D25	350mA	1...20					1...20		1...6
	D26	500mA				1...5				1...6
D27	700mA	1...20				1...3	1...5		1...6	
D28	1050mA	1...16	1...6							
DALI	D14	200mA								
	D15	250mA								1...3
	D16	500mA								
	D17	300mA								
	D18	650mA								
	D22	350mA	1...14					1...14		1...4
	D23	500mA				1...3				1...4
	D24	700mA	1...13				1...2	1...3		1...4
	D25	350mA	1...20						1...20	1...6
	D26	500mA				1...5				1...6
D27	700mA	1...20				1...3	1...5		1...6	
D28	1050mA	1...16	1...6							
CASAMBI	D29	350mA	1...20					1...20		1...6
	D30	500mA				1...5				1...6
	D31	700mA	1...20				1...3	1...5		1...6
	D32	1050mA	1...16	1...6						
	D33	200mA								
	D34	650mA								

PLEASE CHECK RECESSED DIMENSIONS

Driver Options

CONSTANT CURRENT LED DRIVERS

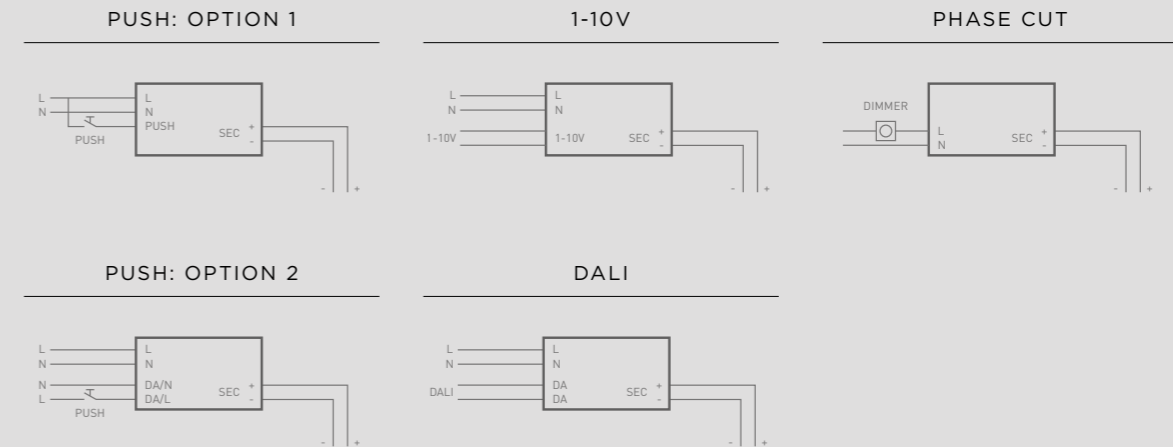
DRIVER	TYPOLGY	DIM	REFERENCE	DESCRIPTION	I
D1	A	ON/OFF	04340036	DRIVER MP15 CONFIG.140mA	140mA
D2	A		04340037	DRIVER MP15 CONFIG.200mA	200mA
D3	A		04340038	DRIVER MP15 CONFIG.300mA	300mA
D4	A		04340039	DRIVER PROFESSIONALE CONFIG.350mA	350mA
D5	A		04340042	DRIVER PROFESSIONALE CONFIG.500mA	500mA
D6	B		04340040	DRIVER PROFESSIONALE CONFIG.700mA	700mA
D7	C		04340041	DRIVER PROFESSIONALE CONFIG.1050mA	1050mA
D8	B		04340143	DRIVER MP50 K3 CONFIG.700mA	700mA
D9	G		04860435	DRIVER LED 4W 350mA	350mA
D10	A		04860835	DRIVER LED 8W BULL 350mA	350mA
D11	A		04340130	DRIVER LED 9W BULL 250mA	250mA
D12	A		04340187	DRIVER PRO FLAT CONFIG 500mA	500mA
D13	B		04330138	DRIVER PRO FLAT CONFIG 650mA	650mA
D14	G	DALI + PUSH	04340189	DRIVER OTI DALI 10 PROGRAMADO 200mA	200mA
D15	G		04340129	DRIVER OTI DALI 10 PROGRAMADO 250mA	250mA
D16	G		04340188	DRIVER OTI DALI 10 PROGRAMADO 500mA	500mA
D17	G		04330107	DRIVER OTI DALI 15 PROGRAMADO 300mA	300mA
D18	G		04330141	DRIVER OTI DALI 15 PROGRAMADO 650mA	650mA
D19	D	PUSH + 1-10V	04340078	DRIVER JOLLY DIM 1/10V / PUSH CONFIG.350mA	350mA
D20	D		04340043	DRIVER JOLLY DIM 1/10V / PUSH CONFIG.500mA	500mA
D21	E		04340045	DRIVER JOLLY DIM 1/10V / PUSH CONFIG.700mA	700mA
D22	D	DALI	04340079	DRIVER JOLLY DIM DALI CONFIG 350mA	350mA
D23	D		04340044	DRIVER JOLLY DIM DALI CONFIG 500mA	500mA
D24	E		04340046	DRIVER JOLLY DIM DALI CONFIG 700mA	700mA
D25	D	DALI + PUSH + 1-10V	04340123	DRIVER MAXI JOLLY CONFIG 350mA	350mA
D26	D		04340124	DRIVER MAXI JOLLY CONFIG 500mA	500mA
D27	E		04340125	DRIVER MAXI JOLLY CONFIG 700mA	700mA
D28	F		04340126	DRIVER MAXI JOLLY CONFIG 1050mA	1050mA
D29	D	CASAMBI	04340145	DRIVER CASAMBI READY CONFIG.350mA	350mA
D30	D		04340146	DRIVER CASAMBI READY CONFIG.500mA	500mA
D31	E		04340147	DRIVER CASAMBI READY CONFIG.700mA	700mA
D32	F		04340148	DRIVER CASAMBI READY CONFIG.1050mA	1050mA
D33	G		04340191	DRIVER OT WI 15 CASAMBI PROGRAMADO 200mA	200mA
D34	G		04340198	DRIVER OT WI 15 CASAMBI PROGRAMADO 650mA	650mA

DRIVER MAXIMUM DISTANCE RANGE

DRIVER TYPOLOGY	A				B				C							
	WIRE CROSS - SECTION				DISTANCE TO LED											
	0,5mm ²	1mm ²	1,5mm ²	2,5mm ²	0,5mm ²	1mm ²	1,5mm ²	2,5mm ²	0,5mm ²	1mm ²	1,5mm ²	2,5mm ²				
	20m	50m	50m	50m	10m	20m	20m	50m		10m	20m	30m				
DRIVER TYPOLOGY	D				E				F				G			
	DISTANCE TO LED															
	0,5mm ²	1mm ²	1,5mm ²	2,5mm ²	0,5mm ²	1mm ²	1,5mm ²	2,5mm ²	0,5mm ²	1mm ²	1,5mm ²	2,5mm ²	0,5mm ²	1mm ²	1,5mm ²	2,5mm ²
	15m	15m	15m	15m	10m	15m	15m	15m		10m	10m	15m	2m	2m	2m	2m

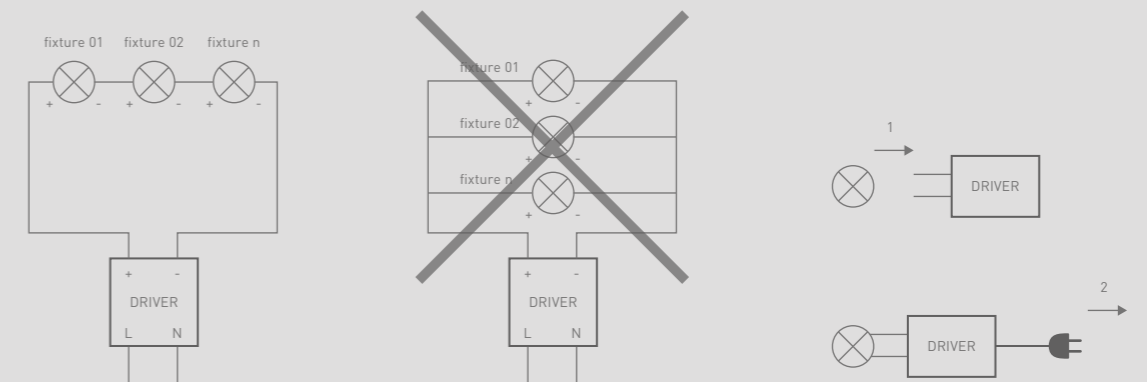
CHECK THE ACCORDANCE OF THE FINAL APPLICATION WITH THE REFERENCE NORMS.

Installation Schemes



Connection Tips

SEVERAL FIXTURES CONNECTION TO A SINGLE CONSTANT CURRENT DRIVER

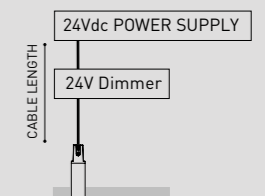


Magnetic 24V

DROP VOLTAGE TABLE

POWER (W)	CABLE SECTION (mm ²)	CABLE LENGTH* (m)	CABLE LENGTH** (m)
60	0,75	10	30
	1,5	20	30
100	0,75	5	20
	1,5	10	30

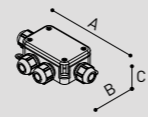
*FOR MAGNETIC 24V COCO | ** FOR MAGNETIC 24V FLIP, FIT 20 & 27, iO MICRO, PLUS MICRO, TOP MICRO, SIX XS, MICRO SHAPER



IP

ACCESSORIES & INSTALLATION

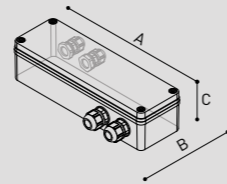
		D (A x B x C)
IP ACCESSORIES Junction Box IP68	0434-02-05	134 x 84 x 35mm
2 x cable Ø3-11mm & 2 x cable Ø9-11mm, section $\leq 1.5\text{mm}^2$, 4 pole.		



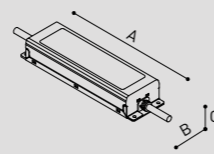
		D (A x B)
IP ACCESSORIES IP68 Connector	0434-02-06	84 x Ø26mm
For cable Ø3-11mm, section $\leq 1.5\text{mm}^2$, 3 pole.		



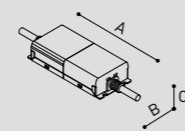
		D (A x B x C)
IP ACCESSORIES Driver Box IP67	0434-02-07	250 x 140 x 73mm
2 x cable Ø7-12mm & 2 x cable Ø4-8mm, section $\leq 1.5\text{mm}^2$. Check compatible drivers.		



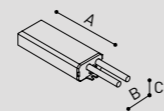
		P	V	D (A x B x C)
IP ACCESSORIES 48V Power Supply IP67	0434-02-12	150W	48V	219 x 63 x 35,5mm
220/240 V~ IP67 ON/OFF Check the drop voltage table of each luminaire.				



		P	V	D (A x B x C)
IP ACCESSORIES 24V Power Supply IP67	0434-02-14	60W	24V	141 x 49 x 32mm
	0434-02-13	100W	24V	140 x 63 x 32mm
220/240 V~ IP67 ON/OFF Check the drop voltage table of each luminaire.				

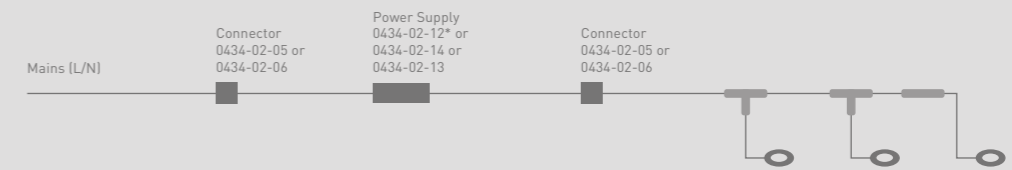


		P	V	D (A x B x C)
IP ACCESSORIES Driver IP67	0434-02-08	8W	200mA	120 x 38 x 24,5mm
	0434-02-09	12W	300mA	
	0434-02-10	14W	350mA	
	0434-02-11	19W	700mA	

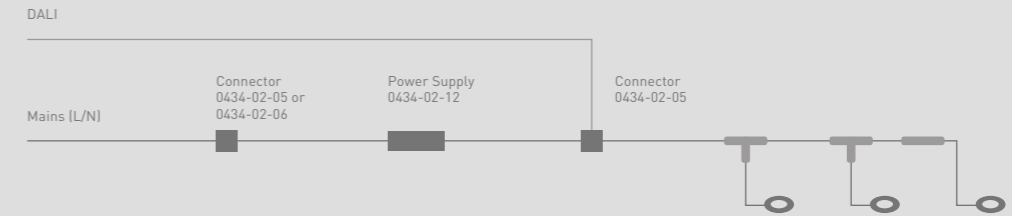


220/240 V~ | IP67 | ON/OFF

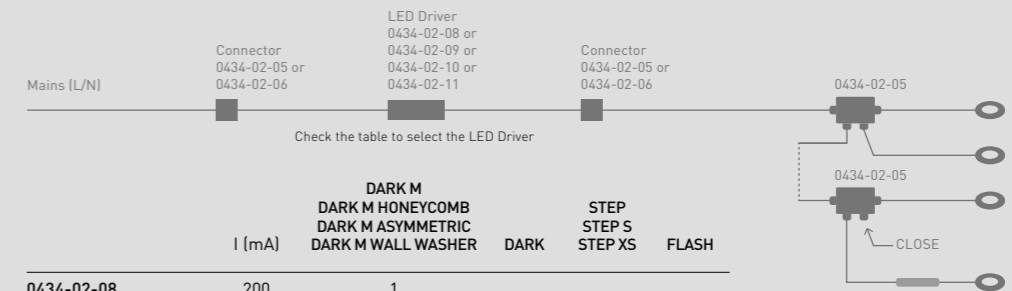
YORU SPIKE / DARK M 48V*



SKIP DIM DALI

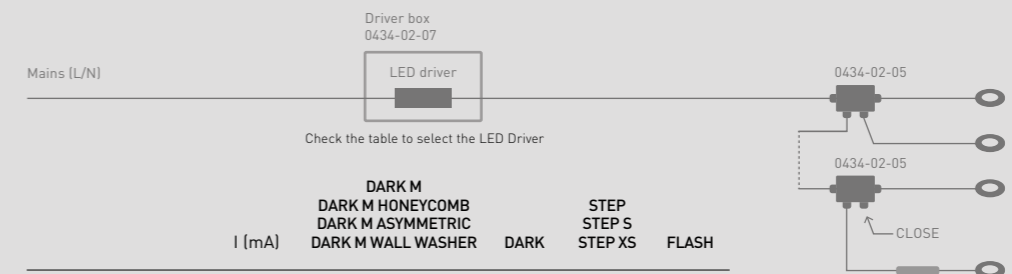


STEP / DARK / FLASH



	I (mA)	DARK M DARK M HONEYCOMB DARK M ASYMMETRIC DARK M WALL WASHER	DARK	STEP STEP S STEP XS	FLASH
0434-02-08	200	1			
0434-02-09	300	1			
0434-02-10	350		1...12	1...12	
0434-02-11	700		1...7		1...2

DRIVER OPTIONS



	I (mA)	DARK M DARK M HONEYCOMB DARK M ASYMMETRIC DARK M WALL WASHER	DARK	STEP STEP S STEP XS	FLASH
0434-00-36	140	1			
0434-00-37	200	1			
0434-00-38	300	1			
0434-00-39	350		1...12	1...12	
0434-00-40	700		1...12		1...4
0434-00-41	1050		1...6		1...2

DRIVER OPTIONS

SELECT THE NUMBER OF CONNECTORS ON THE SECONDARY DEPENDING ON THE CABLE LENGTH, CABLE OUTER DIAMETER AND THE NUMBER OF LUMINAIRES.

ARK Control

CASAMBI

Los accesorios Ark Control Casambi permiten controlar de forma inalámbrica cualquier luminaria del catálogo utilizando la APP de Casambi disponible en Apple y Play Store. La tecnología de control de iluminación de Casambi ofrece la posibilidad de implementar y desarrollar un sistema de control de iluminación a medida tanto para la iluminación profesional como el sector residencial.

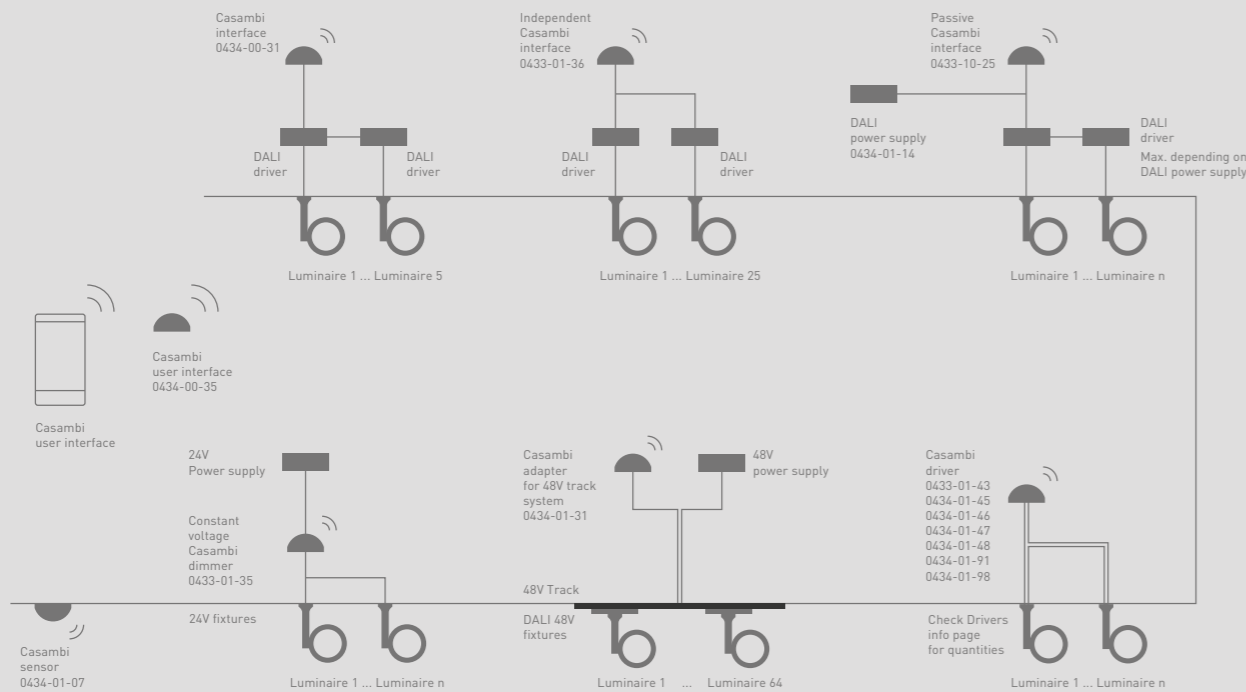
Ark Control Casambi accessories enables the wireless control of any luminaire in the catalogue using the Casambi APP available on Apple and Play Store. Casambi's lighting control technology provides the option to implement and design a tailor-made lighting control system for both professional lighting and the residential sector.

Les accessoires Ark Control Casambi permettent un contrôle sans fil des luminaires du catalogue compatibles avec l'application Casambi, disponible sur Apple et Play Store. La technologie de contrôle d'éclairage de Casambi offre la possibilité de mettre

en place et développer un système de contrôle d'éclairage sur mesure, que ce soit dans l'éclairage professionnel ou le secteur résidentiel.

Gli accessori Ark Control Casambi consentono di controllare in modalità wireless qualsiasi apparecchio di illuminazione del catalogo mediante la APP di Casambi, disponibile in Apple e Play Store. La tecnologia di controllo dell'illuminazione di Casambi offre la possibilità di implementare e sviluppare un sistema di controllo su misura, sia per l'illuminazione professionale che per il settore residenziale.

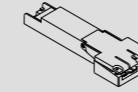
Mit dem Zubehör Ark Control Casambi können Sie jede Leuchte aus dem Katalog drahtlos über die Casambi APP steuern, die im Apple und Play Store erhältlich ist. Die Lichtsteuerungstechnologie von Casambi bietet die Möglichkeit, ein maßgeschneidertes Lichtsteuerungssystem sowohl für die professionelle Beleuchtung als auch für den Wohnbereich zu implementieren und zu entwickeln.



0434-00-31

Casambi interface

Bluetooth controller for up to 5 DALI power supplies with one independent push button input. Assignment of maximum 4 single / group addresses, depending on the device profile.



0433-01-36

Independent Casambi interface

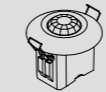
Bluetooth controller for up to 25 DALI power supplies with strain relief set for independent applications. One independent push button input. Assignment of maximum 4 single / group addresses, depending on the device profile.



0433-10-25

Passive Casambi interface

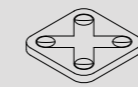
Bluetooth controller for DALI networks with four independent push button inputs. It is supplied via DALI line. Assignment of maximum 4 single / group addresses, depending on the device profile.



0434-01-07

Casambi sensor

Bluetooth control sensor depending on the ambient light and presence detection.

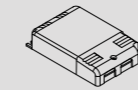


0434-00-35 | W | N |

Casambi user interface W | N

Bluetooth control user interface that can be configured using the Casambi application.

The four destination buttons can control a scene, an animation, a luminaire or a group of them -according to the configuration desired by the user-.



0434-01-45 350 mA

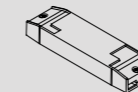
0434-01-46 500 mA

0434-01-47 700 mA

0434-01-48 1050 mA

Casambi driver

LED Driver with built-in Bluetooth wireless interface.



0434-01-91 200 mA

0433-01-43 350 mA

0434-01-98 650 mA

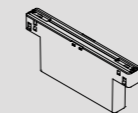
0434-01-91 200 mA

0433-01-43 350 mA

0434-01-98 650 mA

Casambi driver

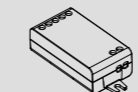
LED Driver with built-in Bluetooth wireless interface.



0434-01-31 | W | N |

Casambi adapter for 48V track system

Bluetooth controller for 48V track system. 64 DALI fixtures can be programmed and assigned to up to 8 groups.



0433-01-35

Constant voltage Casambi dimmer

Bluetooth dimmer with constant voltage output

MATTER

Matter es un lenguaje de código abierto para conectar dispositivos inteligentes. Está diseñado para que cualquier empresa pueda utilizarlo para desarrollar sus propios dispositivos inteligentes, aplicaciones móviles y servicios en la nube, de forma que se comuniquen y funcionen juntos a la perfección. Matter permite la interoperabilidad entre ecosistemas y fabricantes de distintos dispositivos inteligentes. Este nuevo estándar es una iniciativa de Apple, Google, Amazon y Samsung, por lo tanto, la mayoría de sus ecosistemas Smart Home/ Building serán compatibles con Matter desde el principio.

Matter is an open-source language for connecting smart devices. It is designed for any company to use in developing their own smart devices, mobile applications, and cloud services so that they can communicate and work seamlessly together. Matter enables interoperability between ecosystems and manufacturers of various smart devices. This new standard is an initiative of Apple, Google, Amazon, and Samsung, so the majority of their Smart Home/Building ecosystems will be compatible with Matter from the start.

Matter est un langage open source permettant de connecter des appareils intelligents. Il est conçu pour que n'importe quelle entreprise puisse l'utiliser afin de développer ses propres appareils intelligents, applications mobiles et services cloud, de manière à ce qu'ils puissent communiquer et fonctionner ensemble de manière transparente. Matter permet l'interopérabilité entre les écosystèmes et les fabricants

de différents appareils intelligents. Cette nouvelle norme est une initiative d'Apple, de Google, d'Amazon et Samsung, ce qui signifie que la majorité de leurs écosystèmes domotiques et de bâtiments seront compatibles avec Matter dès le début.

Matter è un linguaggio open source per collegare dispositivi intelligenti. È progettato affinché qualsiasi azienda possa utilizzarlo per sviluppare i propri dispositivi intelligenti, applicazioni mobili e servizi cloud in modo che possano comunicare e funzionare insieme in modo perfetto. Matter consente l'interoperabilità tra ecosistemi e produttori di diversi dispositivi intelligenti. Questo nuovo standard è un'iniziativa di Apple, Google, Amazon e Samsung, quindi la maggior parte dei loro ecosistemi per la casa e gli edifici intelligenti sarà compatibile con Matter fin dall'inizio.

Matter ist eine Open-Source-Sprache zur Verbindung von intelligenten Geräten. Sie wurde entwickelt, damit jedes Unternehmen sie verwenden kann, um seine eigenen intelligenten Geräte, mobilen Anwendungen und Cloud-Dienste zu entwickeln, damit sie nahtlos miteinander kommunizieren und zusammenarbeiten können. Matter ermöglicht die Interoperabilität zwischen Ökosystemen und Herstellern verschiedener intelligenter Geräte. Dieser neue Standard ist eine Initiative von Apple, Google, Amazon und Samsung, daher werden die meisten ihrer Smart-Home- und Gebäude-Ecosystems von Anfang an mit Matter kompatibel sein.

DALI

DALI es uno de los sistemas de regulación más comunes de iluminación direccional digital. Permite el control remoto de las luminarias y su sencilla instalación facilita la creación de sistemas de iluminación flexibles en cualquier escala de proyecto.


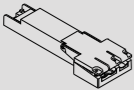

DALI is one of the most common digital addressable lighting interface dimming systems. Enabling the remote control of luminaires and its simple installation facilitates the creation of flexible lighting systems on any project level.

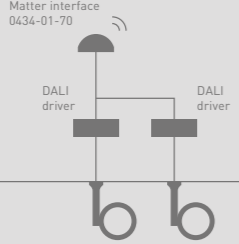
DALI est l'un des systèmes de régulation d'éclairage adressable numériquement les plus communs. Il permet le contrôle à distance des luminaires,

et son installation simple facilite la création de systèmes d'éclairage flexibles, peu importe l'envergure du projet.

DALI è uno dei sistemi di regolazione più comuni per l'illuminazione orientabile digitale. Consente di controllare da remoto gli apparecchi di illuminazione e la sua facile installazione semplifica la creazione di sistemi di illuminazione flessibili per qualsiasi scala di progetto.

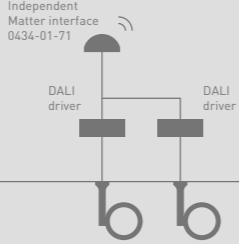
DALI ist eines der am weitesten verbreiteten Dimmsysteme für digital adressierbare Beleuchtung. Es ermöglicht die Fernsteuerung der Leuchten und seine einfache Installation erleichtert die Schaffung flexibler Beleuchtungssysteme für jede Projektgröße.

	0434-01-70	Matter interface Matter controller for up to 5 DALI power supplies with one independent push button input.
	0434-01-71	Independent Matter interface Matter controller for up to 25 DALI fixtures with strain relief set for independent applications. One independent push button input.
	0434-01-72	Passive Matter interface Matter controller for DALI Networks with four independent push button inputs. It is supplied via DALI line.



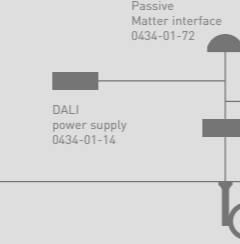
Matter interface 0434-01-70

Luminaire 1 ... Luminaire 5



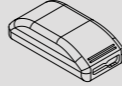

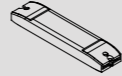
Independent Matter interface 0434-01-71

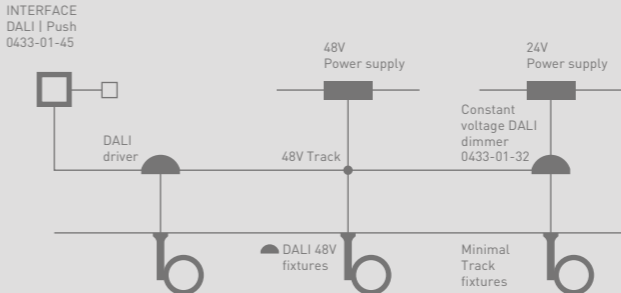
Luminaire 1 ... Luminaire 25



Passive Matter interface 0434-01-72

Luminaire 1 ... Luminaire n

	0434-01-14	DALI Power Supply MAX 240mA 300 m
	0433-01-45	Interface DALI PUSH DALI-2 application controller with integrated bus power supply to manage up to 25 DALI units. It makes possible to manually adjust the brightness of standard DALI fixtures as well as to set the colour temperature of DALI DT8 tunable white luminaires using two independent push button inputs.
	0433-01-32	Constant Voltage DALI Dimmer Intelligent digital dimmer (DALI-2) with constant voltage output.

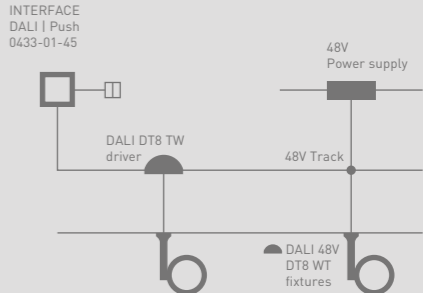


INTERFACE DALI | Push 0433-01-45

48V Power supply, 24V Power supply

DALI driver, 48V Track, Constant voltage DALI dimmer 0433-01-32

DALI 48V fixtures, Minimal Track fixtures



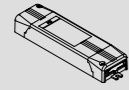
INTERFACE DALI | Push 0433-01-45

48V Power supply

DALI DT8 TW driver, 48V Track

DALI 48V DT8 WT fixtures

LED Emergency Kits



0434-00-64 **1 Hour Emergency Kit**
Batteries and green LED indicator included
Output 9-58 Vdc

0434-00-65 **3 Hours Emergency Kit**
Batteries and green LED indicator included
Output 9-58 Vdc

INFORMACIÓN TÉCNICA

TECHNICAL INFO/
RENSEIGNEMENTS
TECHNIQUES/
INFO TECNICHE/
TECHNISCHE
INFORMATION/

CCT - TEMPERATURA DE COLOR CORRELACIONADA (K)

Es una medida para describir el tono de una fuente luminica. Se define comparando su color dentro del espectro luminoso con el de la luz que emitiría un cuerpo negro calentado a una temperatura determinada y se mide en grados kelvin (K).

CCT - CORRELATED COLOR TEMPERATURE (K)

It is a measure to describe the colour appearance of a light source. It is defined by the comparison of its colour within the light spectrum with that of the light which would be emitted by a black body heated to a given temperature and is measured in degrees Kelvin (K).

CCT - TEMPÉRATURE DE COULEUR PROXIMALE (K)

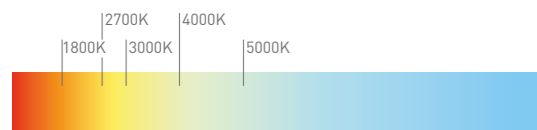
Il s'agit d'une unité de mesure de la tonalité d'une source lumineuse. Elle est définie en comparant une couleur du spectre lumineux à celle de la lumière émise par un corps noir chauffé à une température précise, et mesurée en degrés Kelvin (K).

CCT - TEMPERATURA DI COLORE CORRELATA (K)

È una misura che descrive il tono di una sorgente luminosa. Si definisce comparando il suo colore nello spettro luminoso con quello che emetterebbe un corpo nero riscaldato a una determinata temperatura e si misura in gradi Kelvin (K).

CCT - KORRELIERTE FARBTEMPERATUR (K)

Ein Maß zur Beschreibung des Farbtons einer Lichtquelle. Sie wird durch den Vergleich ihrer Farbe innerhalb des Lichtspektrums mit der Farbe des Lichts definiert, das ein schwarzer, auf eine bestimmte Temperatur erhitzter Körper aussenden würde, und wird in Grad Kelvin (K) gemessen.



Colour Characterisation

TECHNICAL INFO

ESTABILIDAD CROMÁTICA (MacAdam)

En el diagrama cromático usado para describir todos los colores que puede percibir el ojo humano, se han definido regiones (llamadas elipses MacAdam) que agrupan los colores que son indistinguibles entre sí. Esta agrupación permite establecer una medida para determinar las diferencias entre coordenadas cromáticas: los pasos MacAdam o SDCM (Standard Deviation Color Matching).

Dentro de una tolerancia de desviación Step MacAdam 1, la diferencia percibida entre los colores es inexistente. Hasta 3 pasos MacAdam, la diferencia es prácticamente inapreciable y la temperatura de color de la fuente de luz se considerará homogénea.

Arkoslight selecciona cuidadosamente, las fuentes de luz LED adecuadas para conseguir una estabilidad cromática homogénea entre las diferentes unidades de una misma luminaria, sea cual sea el momento de su producción.

CHROMATIC STABILITY (MacAdam)

In the chromatic diagram used to describe all colours which can be perceived by the human eye, certain regions (called MacAdam ellipses) have been created to group colours which are indistinguishable, from the colour of the centre of the ellipse. This grouping facilitates establishing a measure in order to identify the differences between colour chromatic coordinates: the MacAdam steps or SDCM (Standard Deviation Color Matching).

Within a deviation tolerance of MacAdam Step 1 the perceived difference between the colours is non-existent. Up to 3 MacAdam steps, the difference is virtually negligible and the colour temperature of the light source is homogeneous. Arkoslight carefully selects the appropriate LED lighting sources in order to obtain homogeneous chromatic stability between the different units of a single luminaire, regardless of its date of manufacture.

STABILITÉ CHROMATIQUE (MacAdam)

Dans le diagramme chromatique où figurent toutes les couleurs perçues par l'œil humain, des zones regroupant les couleurs indiscernables entre elles (appelées ellipses MacAdam) ont été définies. Ce regroupement permet d'établir une unité de mesure afin de déterminer les différences entre les coordonnées chromatiques : les étapes MacAdam ou SDCM (Standard Deviation Color Matching).

Dans la fourchette de tolérance d'écart Step MacAdam 1, aucune différence n'est observée entre les couleurs. À la 3e étape MacAdam, les couleurs sont pratiquement indiscernables et la température chromatique de la source lumineuse est considérée comme étant homogène. Arkoslight choisit avec soin, les sources de lumière LED nécessaires à l'obtention d'une stabilité chromatique homogène entre les différentes pièces d'un même luminaire, peu importe le moment de production.

STABILITÀ CROMATICA (MacAdam)

È il diagramma cromatico usato per descrivere tutti i colori che l'occhio umano può percepire. Sono state definite delle regioni (chiamate ellissi MacAdam) che raggruppano i colori indistinguibili tra loro. Questo raggruppamento permette di stabilire una misura per determinare le differenze tra le coordinate cromatiche: gli step MacAdam o SDCM (Standard Deviation Color Matching).

All'interno di una tolleranza di deviazione Step MacAdam 1, la differenza percepita tra i colori è inesistente. Fino allo Step MacAdam 3, la differenza è praticamente impercettibile e la temperatura di colore della luce è considerata omogenea.

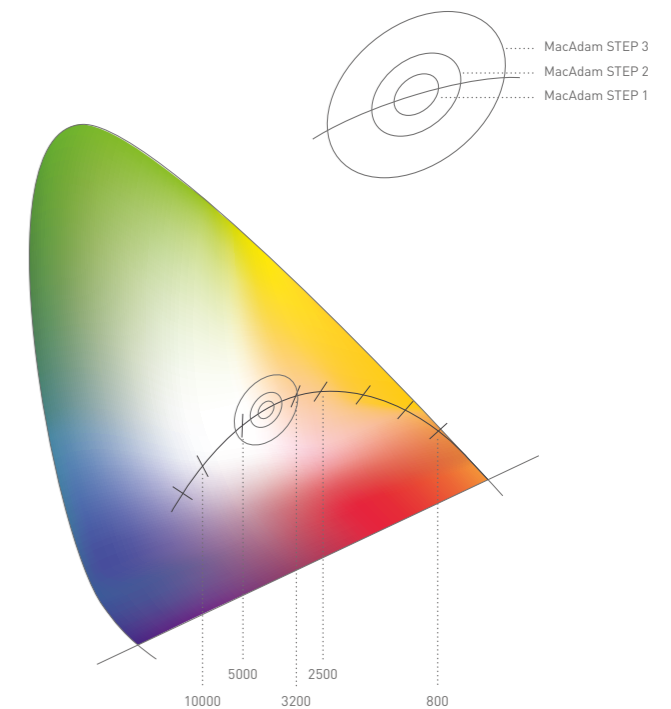
Arkoslight seleziona con cura, le sorgenti di luce LED adatte per ottenere una stabilità cromatica omogenea tra le varie unità di uno stesso apparecchio di illuminazione, qualsiasi sia il momento della loro fabbricazione.

FARBSTABILITÄT (MacAdam)

In der Farbtabelle, die zur Beschreibung aller vom menschlichen Auge wahrnehmbaren Farben verwendet wird, wurden Bereiche (so genannte MacAdam-Ellipsen) definiert, in denen Farben zusammengefasst sind, die nicht voneinander unterscheiden werden können. Diese Gruppierung ermöglicht die Festlegung eines Maßes zur Bestimmung der Unterschiede zwischen den Farbkoordinaten: die Schritte MacAdam oder SDCM (Standard Deviation Colour Matching).

Innerhalb einer Toleranz der Abweichung von MacAdam Step 1 ist der wahrgenommene Unterschied zwischen den Farben nicht existent. Bis zu 3 MacAdam-Schritten ist der Unterschied praktisch vernachlässigbar und die Farbtemperatur der Lichtquelle wird als homogen angesehen.

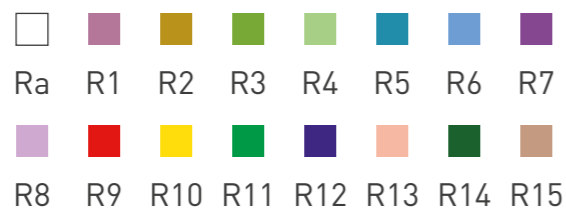
Arkoslight wählt sorgfältig die geeigneten LED-Lichtquellen aus, um eine homogene Farbstabilität zwischen den verschiedenen Einheiten ein und derselben Leuchte zu erreichen, unabhängig vom Zeitpunkt der Produktion.



El índice de reproducción cromática (CRI), es una escala cuantitativa que mide la capacidad de la luz, para reproducir fielmente la veracidad de los colores comparados con su reproducción bajo la luz ideal o natural. Para determinarlo, se compara la fuente luminosa con una fuente de referencia con el mismo CCT, utilizando hasta 15 patrones de color. El índice Ra se calcula como un promedio de los resultados para las 8 primeras muestras de color. Se obtiene un valor de hasta un máximo de 100, considerando el 100 el valor que más se acerca a la perfección en cuanto a la reproducción de los colores. En Arkoslight hay disponibles tres rangos de cromaticidad 80, 90 y 97, además de los LED para aplicaciones especiales.

The color rendering index (CRI) is a quantitative measure of the ability of a light source to reproduce true colours in comparison to their rendering under ideal or natural light. It is determined by comparing the light source to a reference source with the same CCT using up to 15 colour standards. The Ra index is calculated as an average of the results for the first 8 colour samples. A value of up to a maximum of 100 is obtained, with 100 being considered the value that comes closest to perfection in terms of colour rendering. At Arkoslight three chromaticity ranges 80, 90 and 97 are available in addition to the LED for special applications.

L'indice de rendu des couleurs (CRI en anglais) est une mesure quantitative de la capacité d'une source lumineuse de reproduire les couleurs des objets de manière réaliste par rapport à un idéal ou à la lumière naturelle. Il est déterminé en comparant la source de lumière avec une source de référence au même CCT, à l'aide de jusqu'à 15 patrons de couleur. L'indice Ra est égal à la moyenne des résultats des huit premiers échantillons de couleur. La valeur obtenue est inférieure ou égale à 100, 100 étant la valeur la plus proche de la perfection en matière de reproduction des couleurs. Pour les applications spéciales, Arkoslight propose trois niveaux de chromaticité (80, 90 et 97) en plus des LED.



L'indice rendering di colore (CRI) è una scala quantitativa che misura l'abilità di una sorgente luminosa di rivelare i colori fedelmente, rispetto a una sorgente luminosa ideale o naturale. Per determinarlo si raffronta la sorgente luminosa con una sorgente di riferimento che possiede lo stesso CCT, impiegando fino a 15 modelli di tinta. L'indice Ra si calcola come media dei risultati per gli 8 primi campioni di colore. Si ottiene un valore che raggiunge un massimo di 100, dove 100 è il valore che più si avvicina alla perfezione, relativamente alla riproduzione dei colori. Arkoslight utilizza tre intervalli di cromaticità, 80, 90 e 97, oltre ai LED per utilizzi speciali.

Der Farbwiedergabeindex (CRI) ist eine quantitative Skala, die die Fähigkeit des Lichts misst, Farben im Vergleich zu ihrer Wiedergabe bei idealem oder natürlichem Licht originalgetreu wiederzugeben. Um dies zu ermitteln, wird die Lichtquelle mit einer Referenzquelle mit dem gleichen CCT verglichen, wobei bis zu 15 Farbstandards verwendet werden. Der Ra-Index wird als Durchschnitt der Ergebnisse für die ersten 8 Farbmuster berechnet. Es wird ein Wert von bis zu 100 erreicht, wobei 100 als der Wert gilt, der der Perfektion der Farbwiedergabe am nächsten kommt. Drei Farbbereiche 80, 90 und 97 sind bei Arkoslight neben LED für spezielle Anwendungen erhältlich.


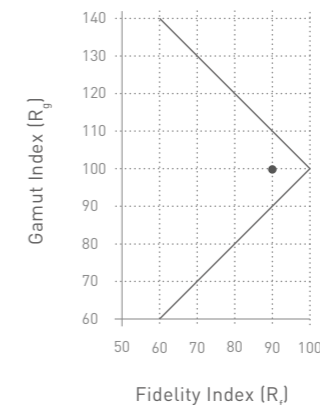

Método para la evaluación de la reproducción cromática de una fuente de luz publicado por la "Illuminating engineering society (IES)". Se fija en tres conceptos: Fidelity Index (Rf), una interpretación precisa del color, similar al CRI, pero basada en 99 muestras de color; Gamut Index (Rg), que provee información sobre el promedio de saturación de la fuente y Color Vector, una representación gráfica que muestra la desviación de saturación de los diferentes colores respecto a una fuente de referencia. Los colores estarán más o menos saturados según se encuentren en el exterior o interior del círculo de referencia.

Method for evaluating the colour rendering of a light source published by the Illuminating engineering society (IES). It is based on three concepts: Fidelity Index (Rf), a precise interpretation of colour, similar to the CRI, but based on 99 colour evaluation samples; Gamut Index (Rg), which provides information on the average saturation of a light source and Colour Vector, a geographical representation showing the saturation deviation of the different colour as regards a reference light source. The colours will be more or less saturated depending on whether these are on the exterior or interior of the reference circle.

Méthode d'évaluation de la reproduction chromatique d'une source de lumière, publiée par la «Illuminating engineering society» (IES). Elle se fonde sur trois concepts : L'Indice de fidélité (Rf), interprétation précise de la couleur comparable au CRI, basée cependant sur 99 échantillons de couleur, l'indice de Gamut (Rg), qui fournit de l'information sur la moyenne de saturation de la source et le Vecteur chromatique, représentation graphique présentant l'écart de saturation des différentes couleurs en fonction d'une source de référence. Les couleurs sont plus ou moins saturées selon qu'elles se trouvent à l'intérieur ou à l'extérieur du cercle de référence.

Metodo di valutazione della riproduzione cromatica di una sorgente luminosa, pubblicato dalla "Illuminating engineering society (IES)". Si basa su tre concetti: Fidelity Index (Rf), una precisa interpretazione del colore, simile al CRI, ma basata su 99 campioni di colore; Gamut Index (Rg), che fornisce informazioni sulla saturazione media della sorgente e Color Vector, una rappresentazione grafica che mostra la deviazione di saturazione dei vari colori, rispetto a una sorgente di riferimento. I colori saranno più o meno saturi, a seconda che si trovino all'esterno o all'interno del cerchio di riferimento.

Methode zur Bewertung der Farbwiedergabe einer Lichtquelle, veröffentlicht von der Illuminating Engineering Society (IES). Sie beruht auf drei Konzepten: Fidelity Index (Rf), eine genaue Interpretation der Farbe, ähnlich wie CRI, aber basierend auf 99 Farbproben; Gamut Index (Rg), der Informationen über die durchschnittliche Sättigung der Quelle liefert; und Colour Vector, eine grafische Darstellung, die die Sättigungsabweichung verschiedener Farben von einer Referenzquelle zeigt. Die Farben sind mehr oder weniger gesättigt, je nachdem, ob sie sich außerhalb oder innerhalb des Referenzkreises befinden.



DIM TO WARM

Regulación sincronizada de la temperatura de color y la intensidad luminosa. Se necesita un único canal de regulación.

Synchronised adjustment of colour temperature and luminous intensity. Only a single controller channel is required.

Régulation synchronisée de la température chromatique et de l'intensité lumineuse. Elle ne requiert qu'un seul canal de régulation.

Regolazione sincronizzata della temperatura di colore e dell'intensità luminosa. È necessario un unico canale di regolazione.

Synchronisierte Regelung von Farbtemperatur und Lichtstärke. Es wird nur ein Regelungskanal benötigt.

TUNNABLE WHITE

Regulación independiente de la temperatura de color y la intensidad luminosa. Permite optimizar la luz de acuerdo con el entorno o incluso la hora del día y equiparar lo máximo posible la luz artificial a la luz natural con el objetivo de mejorar la calidad de vida y el bienestar de las personas.

Independent adjustment of colour temperature and luminous intensity. Enables optimising the light according to the environment or even the time of day and to bring artificial light as close as possible to natural daylight in order to improve people's quality of life and well-being.

Régulation indépendante de la température chromatique et de l'intensité lumineuse. Pour une optimisation de la lumière en fonction du cadre ou même de l'heure de la journée, et une correspondance optimale entre lumière artificielle et lumière naturelle afin d'améliorer la qualité de vie et le bien-être des personnes.

Regolazione indipendente della temperatura di colore e dell'intensità luminosa. Consente di ottimizzare la luce in base all'ambiente o persino all'ora del giorno e di equiparare il più possibile la luce artificiale a quella naturale, al fine di migliorare la qualità di vita e il benessere delle persone.

Unabhängige Regulierung von Farbtemperatur und Lichtstärke. Sie ermöglicht es, das Licht je nach Umgebung oder sogar Tageszeit zu optimieren und das künstliche Licht dem Tageslicht so nahe wie möglich zu bringen, um die Lebensqualität und das Wohlbefinden der Menschen zu verbessern.

VIDA ÚTIL

Método de medida de mantenimiento de flujo luminoso a lo largo del tiempo. Se expresa mediante los parámetros L (porcentaje de flujo luminoso que mantiene la luminaria respecto del flujo original tras las horas de funcionamiento indicadas) y B (porcentaje de luminarias cuyo flujo será inferior al determinado por L).

Por ejemplo, una vida útil de 50000 horas L80B10, quiere decir que, tras 50000 horas de funcionamiento, el 90% de las luminarias mantiene un flujo luminoso igual o superior al 80% del flujo inicial.

LIFE TIME

Method of measuring the maintenance of luminous flux over time. It is expressed by the parameters L (percentage of luminous flux maintained by the luminaire in relation to the original flux after the specified operating hours) and B (percentage of luminaires whose flux will be lower than that determined by L).

For example, a life time of 50,000 hours L80B10 means that, after 50,000 hours of operation, 90% of the luminaires maintain a luminous flux equal to or greater than 80% of the initial flux.

DURÉE DE VIE

Unité de mesure du maintien du flux lumineux au cours du temps. Elle est exprimée par les paramètres L (pourcentage du flux lumineux conservé par le luminaire par rapport au flux original après les heures de fonctionnement indiquées) et B (pourcentage de luminaires au flux inférieur à celui déterminé par L). Par exemple, une durée de vie de 50 000 heures L80B10 signifie qu'après 50 000 heures de fonctionnement, 90 % des luminaires conservent un flux lumineux supérieur ou égal à 80 % du flux initiale.

VITA UTILE

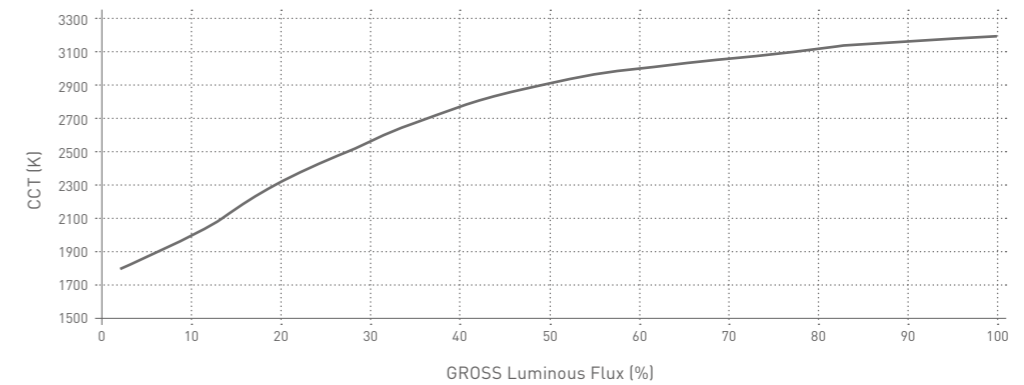
Metodo di misurazione del mantenimento del flusso luminoso nel tempo. Si esprime tramite i parametri L (percentuale del flusso luminoso che mantiene l'illuminazione rispetto al flusso originale, una volta trascorse le ore di funzionamento indicate) e B (percentuale di illuminazioni il cui flusso sarà inferiore a quello determinato da L).

Ad esempio, una vita utile di 50000 ore L80B10 significa che, dopo 50000 ore di funzionamento, il 90% dell'illuminazione mantiene un flusso luminoso uguale o superiore all'80% del flusso iniziale.

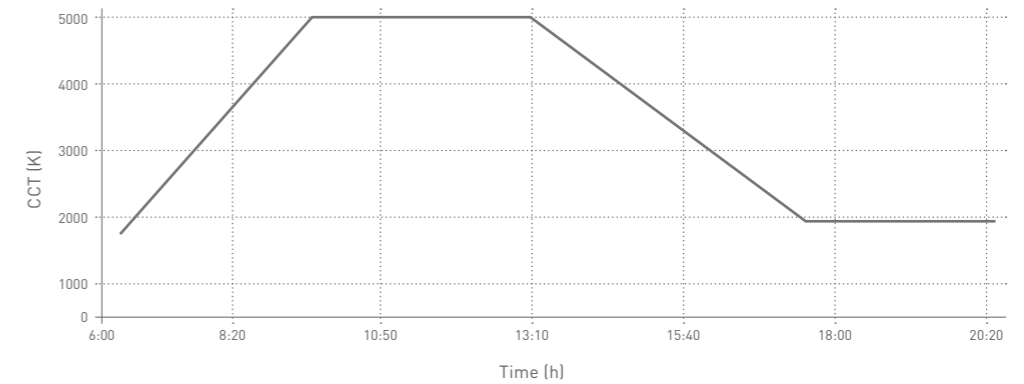
HALTBARKEIT

Methode zur Messung der Aufrechterhaltung des Lichtstroms über die Zeit. Er wird durch die Parameter L (Prozentsatz des Lichtstroms, den die Leuchte nach den angegebenen Betriebsstunden im Vergleich zum ursprünglichen Lichtstrom beibehält) und B (Prozentsatz der Leuchten, deren Lichtstrom unter dem durch L bestimmten Lichtstrom liegt) ausgedrückt. Zum Beispiel bedeutet eine Lebensdauer von 50.000 Stunden L80B10, dass nach 50.000 Betriebsstunden 90 % der Leuchten einen Lichtstrom von mindestens 80 % des ursprünglichen Lichtstroms aufweisen.

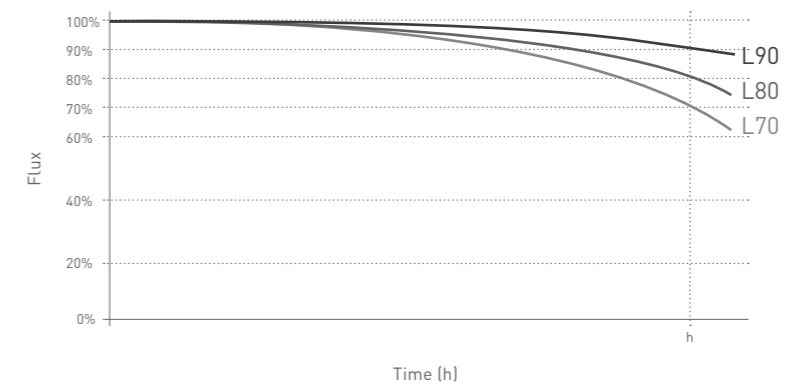
DIM TO WARM



TUNNABLE WHITE



LIFE TIME



Sources With Chromatic Adjustment

TECHNICAL INFO

NOTA SOBRE LOS VALORES EXPRESADOS EN ESTE CATÁLOGO

Los valores de potencia (W) y flujo luminoso (lm) expresados en este catálogo, corresponden a la fuente de luz. Si desea conocer los valores de potencia del sistema (que incluye el consumo del driver), éstos están recogidos en la ficha técnica de cada referencia, disponible en www.arkoslight.com

CRITERIOS DE CALIDAD EN LA SELECCIÓN DEL LED

Arkoslight selecciona minuciosamente sus fuentes de luz LED teniendo en cuenta el método de categorización "binning". Durante la producción de LED, debido a las tolerancias de fabricación, existen variaciones en el flujo, la temperatura de color y el voltaje. Por este motivo se clasifica la producción de LED en "BIN", según estos parámetros. Al elegir las fuentes de luz de sus luminarias, Arkoslight selecciona los "BIN" o grupos a los que pertenecerán todos los LED que se emplearán en las luminarias de producción. Así, se logra reducir el rango de tolerancias de estas tres características y se garantiza mayor estabilidad en el flujo luminoso, el voltaje y la temperatura de color.

FLUJO LUMINOSO (lumen)

Cantidad total de luz que emite una fuente luminosa en todo el espacio que le rodea.

ILUMINANCIA (lux)

Cantidad de flujo luminoso recibido en una superficie. El lux también puede ser definido como n° de lúmenes/m²

EFICACIA LUMINOSA (lm/W)

Indica con qué eficiencia una fuente de luz convierte la energía eléctrica en luz.

EFICIENCIA DE LA LUMINARIA - LOR (%)

Relación entre el flujo luminoso de la luminaria y el flujo luminoso de las fuentes luminosas.

REGULACIÓN

CASAMBI

Los accesorios Casambi permiten controlar de forma inalámbrica cualquier luminaria del catálogo utilizando la APP de Casambi disponible en Apple y Play Store. La tecnología de control de iluminación de Casambi ofrece la posibilidad de implementar y desarrollar un sistema de control de iluminación a medida tanto para la iluminación profesional como el sector residencial.

DALI (Digital Addressable Lighting Interface)

Es un estándar de regulación para iluminación que permite integrar equipos de control de diferentes fabricantes en un mismo sistema. Un sistema DALI consiste en un controlador y uno o más dispositivos para la instalación luminaria (drivers, sensores, interruptores, pulsadores...) que cuentan con una interface DALI.

DIM ON BOARD

La luminaria lleva su dimmer integrado, para control directo e individual.

MATTER

Matter es un lenguaje de código abierto para conectar dispositivos inteligentes. Está diseñado para que cualquier empresa pueda utilizarlo para desarrollar sus propios dispositivos inteligentes, aplicaciones móviles y servicios en la nube, de forma que se comuniquen y funcionen juntos a la perfección. Matter permite la interoperabilidad entre ecosistemas y fabricantes de distintos dispositivos inteligentes. Este nuevo estándar es una iniciativa de Apple, Google, Amazon y Samsung, por lo tanto, la mayoría de sus ecosistemas Smart Home/ Building serán compatibles con Matter desde el principio.

PUSH DIM

Control a través de un botón pulsador. La regulación por pulsación no posee un standard y existen diferentes opciones de cableado e instalación para este tipo de regulación según cada fabricante de equipos. Usualmente serán necesarios uno o dos cables extra para su instalación, según cada fabricante.

PHASE CUT

El recorte de fase se realiza sin necesidad de una línea de control adicional, conectando un regulador en serie entre la línea de alimentación y el equipo. Dependiendo como se realiza el recorte de la tensión de red, se puede distinguir entre Leading-edge y Trailing-edge.

UGR

Escala que unifica los diferentes métodos de evaluación del deslumbramiento.

El UGR trata de describir una percepción subjetiva en términos medibles considerando el deslumbramiento potencial de todas las luminarias situadas dentro del campo visual de un observador. Los valores oscilan entre 10 y 30, donde 10 significa "no deslumbramiento" y 30 significa "deslumbramiento perturbador".

El UGR no es una característica propia de la luminaria, sino de la instalación, por lo que los UGR dados en este catálogo se han calculado usando una instalación estándar. Recomendamos el cálculo del UGR concreto de su instalación, para asegurar el valor deseado. En este catálogo todos los UGR se han calculado bajo los valores: 4H 2H Shr1

IK

El grado de protección IK es una clasificación numérica internacional para los grados de protección proporcionados por las envolventes de materiales eléctricos contra los impactos mecánicos externos, como se expresa en la Tabla 1.

CÓDIGO IP

Sistema de codificación para indicar los grados de protección proporcionados por una envolvente contra el acceso a partes peligrosas, la penetración de cuerpos sólidos extraños y la penetración de agua. El código IP está formado por dos cifras situadas inmediatamente después de las letras "IP", cuyo significado se expresa en la Tabla 2.

TABLA 1

Código IK	IK00	IK01	IK02	IK03	IK04	IK05	IK06	IK07	IK08	IK09	IK10
Energía de impacto (julio)	*	0.15	0.20	0.35	0.50	0.70	1	2	5	10	20

TABLA 2

IP	PRIMERA CIFRA		SEGUNDA CIFRA
	Protección contra contactos eléctricos directos	Protección contra penetración de cuerpos sólidos extraños	Protección contra penetración de agua
0	Ninguna protección	Ninguna protección	Ninguna protección
1	Penetración mano	Cuerpos $\varnothing > 50$ mm	Goteo vertical
2	Penetración dedo $\varnothing > 12$ mm y 80 mm de longitud	Cuerpos $\varnothing > 12,5$ mm	Goteo desviado 15° de la vertical
3	Penetración herramienta	Cuerpos $\varnothing > 2,5$ mm	Lluvia. Goteo desviado 60° de la vertical
4	Penetración alambre	Cuerpos $\varnothing > 1$ mm	Proyecciones de agua en todas direcciones
5	Penetración alambre	Puede penetrar polvo en cantidad no perjudicial	Chorros de agua en todas direcciones
6	Penetración alambre	No hay penetración de polvo	Fuertes chorros de agua en todas direcciones
7	---	---	Inmersión temporal
8	---	---	Inmersión prolongada (Material sumergible) bajo las condiciones indicadas por el fabricante

Glosario

INFORMACIÓN TÉCNICA



Luminaria Clase I

Luminaria en que la protección contra los choques eléctricos no recae exclusivamente sobre el aislamiento principal, sino que tiene una medida de seguridad suplementaria bajo la forma de medios de conexión de las partes conductoras accesibles a un conductor de protección puesto a tierra.



Luminaria Clase II

Luminaria en que la protección contra los choques eléctricos no recae únicamente sobre el aislamiento principal, sino que comprende medidas de seguridad suplementarias, tales como el doble aislamiento o el aislamiento reforzado y en las que no existen medios de puesta a tierra de protección o dependencia de las condiciones de la instalación.



Luminaria Clase III

Luminaria en la que la protección contra los choques eléctricos recae en la alimentación con muy baja tensión de seguridad y en la que no se generan tensiones superiores a ésta.

NOTE CONCERNING THE VALUES SPECIFIED IN THIS CATALOGUE

The power (W) and luminous flux (lm) values specified in this catalogue correspond to the lighting source. Should you wish to know the power values of the system (including the driver's consumption), these are specified in the Technical Data Sheet of each item, available at www.arkoslight.com

QUALITY CRITERIA FOR LED SELECTION

Arkoslight methodically selects its LED lighting sources, using the "binning" classification method. During the production process of the LED, and taking into account the manufacturing tolerances, certain variations of the flux, the colour temperature or the voltage usually occur. For this reason, the production of the LED is classified in "BIN", according to the formerly mentioned parameters. When choosing the lighting sources for its luminaires, Arkoslight always selects the "BIN" or the groups corresponding to all the LED to be used for the luminaires to be produced. In doing so, a significant reduction of the tolerance range of these 3 characteristics can be obtained and likewise ensures greater stability of the luminous flux, voltage and colour temperature.

LUMINOUS FLUX (lumen):

This is the measurement of the total luminous output emitted by a light source throughout the surrounding space.

ILLUMINANCE (lux)

This is the unit that measures the degree of luminous flux received on a surface. The lux can also be defined as the number of lumens/m²

LUMINOUS EFFICIENCY (lm/W)

Specifies the efficiency of a light source converting electrical energy into light.

LUMINAIRE EFFICIENCY - LOR (%)

This is the ratio of light output emitted by the luminaire to the light output emitted by its lamps.

DIMMING

CASAMBI

Casambi accessories enables the wireless control of any luminaire in the catalogue using the Casambi APP available on Apple and Play Store. Casambi's lighting control technology provides the option to implement and design a tailor-made lighting control system for both professional lighting and the residential sector Ark Control Casambi accessories enables the wireless control of any luminaire in the catalogue using the Casambi APP available on Apple and Play Store. Casambi's lighting control technology provides the option to implement and design a tailor-made lighting control system for both professional lighting and the residential sector.

DALI (Digital Addressable Lighting Interface)

It is a dimming standard for lighting which enables equipment from different manufacturers to be integrated into a single network. A DALI network consists of a controller and one or more devices for the lighting installation (drivers, sensors, switches, push buttons...) which have DALI interfaces.

DIM ON BOARD

The luminaire has an integrated dimmer for direct and individual control.

MATTER

Matter is an open-source language for connecting smart devices. It is designed for any company to use in developing their own smart devices, mobile applications, and cloud services so that they can communicate and work seamlessly together. Matter enables interoperability between ecosystems and manufacturers of various smart devices. This new standard is an initiative of Apple, Google, Amazon, and Samsung, so the majority of their Smart Home/Building ecosystems will be compatible with Matter from the start.

PUSH DIM

Dimming control via a push button switch. No standard exists for push button dimming, reason why various wiring and installation options exist for this type of dimming depending on each equipment manufacturer. Generally, one or two extra wires will be required for installation, depending on each manufacturer.

PHASE CUT

Phase cutting is carried out without the need for an additional control light, by connecting a dimmer in line between the power supply line and the equipment. Depending on how the mains voltage is cut, a distinction can be made between Leading-edge and Trailing-edge.

UGR

This is a scale which unifies different glare evaluation methods. The UGR describes subjective perception in measurable terms considering the potential glare of all the luminaires located within the observer's field of vision. The values range between 10 and 30, where 10 means "no glare" and 30 means "discomfort glare". The UGR value is not a characteristic of the luminaire itself, but of the entire installation, which is why the calculated UGR values specified in our catalogue are based on a common standard installation. The UGR calculation for your particular installation is recommended to ensure the desired UGR value. All UGRs specified in this catalogue are calculated under the values: 4H 2H Shr1

IK

The IK protection level is an international numerical classification for the degrees of protection provided by casings of electrical materials against external mechanical impacts, as specified in Table 1.

IP CODE

Coding system which specifies the degrees of protection provided by an enclosure against access to hazardous parts, penetration of solid foreign bodies and water ingress. The IP code consists of two digits immediately following the letters "IP", the meaning of which is specified in Table 2.

TABLE 1

IK Code	IK00	IK01	IK02	IK03	IK04	IK05	IK06	IK07	IK08	IK09	IK10
Impact energy (joules)	*	0.15	0.20	0.35	0.50	0.70	1	2	5	10	20

TABLE 2

IP	FIRST FIGURE		SECOND FIGURE
	Protection against direct electrical contacts	Protection against penetration of solid foreign bodies	Protection against the penetration of moisture
0	No protection	No protection	No protection
1	Hand protection	Bodies of $\varnothing > 50$ mm	Vertical dripping water
2	Finger protection $\varnothing > 12$ mm and 80 mm long	Bodies of $\varnothing > 12.5$ mm	Dripping water tilted up to 15°
3	Tool protection	Bodies of > 2.5 mm	Dripping water tilted up to 60°
4	Metal wire protection	Bodies of > 1 mm	Splashing water in all directions
5	Metal wire protection	Dust can enter in a harmless quantity	Water jets in all directions
6	Metal wire protection	No entry of dust	Strong water jets in all directions
7	---	---	Temporary immersion
8	---	---	Constant immersion (submersible material) under manufacturer's conditions

ELECTRICAL SAFETY



Class I Luminaires

Luminaires in which the protection against electric shocks does not depend solely on the main insulation, but on an additional safety device such as a connecting system between the accessible conductive parts and the protective earth conductor.



Class II Luminaires

Luminaires in which the protection against electric shocks does not depend solely on the main insulation, but comprises additional safety devices, such as double insulation, or reinforced insulation, and on which there is no protective earth system nor any dependence on the conditions of the installation.



Class III Luminaires

Luminaires on which the protection against electric shocks depends on the supply of very low safety voltage and on which the voltage generated is not higher than that supplied.

Glossary

TECHNICAL INFO

À PROPOS DES VALEURS INDIQUÉES DANS CE CATALOGUE

Les valeurs de puissance (W) et de flux lumineux (lm) indiquées dans ce catalogue correspondent à la source de lumière. Pour plus d'information à propos des valeurs de puissance du système (y compris la consommation du driver), veuillez consulter la fiche technique correspondant à ladite référence, disponible sur le site www.arkoslight.com

CRITÈRES DE QUALITÉ LORS DE LA SÉLECTION DE LA LED

Arkoslight sélectionne avec soin ses sources de lumières LED, conformément à la méthode de classement du «binning». Étant donné les tolérances de fabrication, il existe des variations de flux, température chromatique et voltage lors de la production des LED. C'est pourquoi, selon ces paramètres, la production de LED est classée dans les «BIN». Au moment de choisir les sources lumineuses de vos luminaires, Arkoslight sélectionne les «BIN» ou groupes auxquelles appartiennent toutes les LED employées pour les luminaires de production. C'est ainsi que nous parvenons à réduire la marge de tolérance de ces trois caractéristiques et à assurer une meilleure stabilité du flux lumineux, du voltage et de la température chromatique.

FLUX LUMINEUX (lumen)

Quantité totale de lumière émise par une source de lumière dans l'espace l'entourant.

ÉCLAIREMENT (lux)

Quantité de flux lumineux reçue par une surface. Le lux peut également être défini comme la quantité de lumens par m².

EFFICACITÉ LUMINEUSE (lm/W)

Elle indique l'efficacité par laquelle une source lumineuse convertit l'énergie en lumière.

EFFICACITÉ DU LUMINAIRE — LOR (%)

Rapport entre le flux lumineux du luminaire et le flux lumineux des sources de lumière.

RÉGLAGE

CASAMBI

Les accessoires Casambi permettent un contrôle sans fil des luminaires du catalogue compatibles avec l'application Casambi, disponible sur Apple et Play Store. La technologie de contrôle d'éclairage de Casambi offre la possibilité de mettre en place et développer un système de contrôle d'éclairage sur mesure, que ce soit dans l'éclairage professionnel ou le secteur résident.

DALI (Digital Addressable Lighting Interface)

Il s'agit d'une norme de régulation pour luminaire permettant d'intégrer à un même système l'équipement de contrôle de différents fabricants. Un système DALI est composé d'un régulateur et d'un ou plusieurs dispositifs destinés à l'installation lumineuse (drivers, capteurs, interrupteurs, boutons poussoirs...) qui dépendent de l'interface DALI.

DIM ON BOARD

Le luminaire dispose de son propre dimmer intégré, pour un contrôle direct et individuel.

MATTER

Matter est un langage open source permettant de connecter des appareils intelligents. Il est conçu pour que n'importe quelle entreprise puisse l'utiliser afin de développer ses propres appareils intelligents, applications mobiles et services cloud, de manière à ce qu'ils puissent communiquer et fonctionner ensemble de manière transparente. Matter permet l'interopérabilité entre les écosystèmes et les fabricants de différents appareils intelligents. Cette nouvelle norme est une initiative d'Apple, de Google, d'Amazon et Samsung, ce qui signifie que la majorité de leurs écosystèmes domotiques et de bâtiments seront compatibles avec Matter dès le début.

PUSH DIM

Se contrôle grâce à un bouton poussoir. Aucune norme n'existe en matière de réglage par pression, et il existe diverses options de câblage et d'installation pour ce type de réglage, selon le fabricant de matériel. En général, l'installation requiert un ou deux câbles supplémentaires, en fonction de chaque fabricant.

PHASE CUT

La réduction de phase ne requiert aucune ligne de contrôle supplémentaire, en connectant un régulateur série entre la ligne d'alimentation et le matériel. Selon la manière comment la réduction de tension du réseau est effectuée, nous pouvons distinguer le Leading-edge et le Trailing-edge.

UGR

Échelle unifiant les différentes méthodes d'évaluation de l'éblouissement. L'UGR a pour fin la définition d'une perception subjective en termes mesurables, en prenant en compte l'éventuel éblouissement engendré par tous les luminaires situés dans le champ de vision d'un observateur. Les valeurs oscillent entre 10 et 30, où 10 correspond à «aucun éblouissement» et 30 à un «éblouissement perturbant». L'UGR n'est pas une caractéristique propre au luminaire, sinon du contexte d'installation. Par conséquent, les UGR présentés dans ce catalogue ont été calculés en fonction d'une installation standard. Nous vous conseillons de calculer l'UGR réel de votre installation afin d'assurer la valeur souhaitée. Dans ce catalogue, tous les UGR ont été calculés en se basant sur les valeurs suivantes : 4H 2H Shr1

IK

L'indice de protection IK est une classification numérique internationale définissant le degré de protection contre les impacts mécaniques externes fourni par une enveloppe de matériel électronique, comme indiqués au Tableau 1.

CODE IP

Système de codification indiquant le degré de protection fourni par une enveloppe contre l'accès aux parties dangereuses, la pénétration de corps solides étrangers et la pénétration d'eau. Le code IP est composé de deux chiffres situés juste après les lettres «IP», et dont le Tableau 2 récapitule leur signification.

TABLEAU 1

Code IK	IK00	IK01	IK02	IK03	IK04	IK05	IK06	IK07	IK08	IK09	IK10
Énergie d'impact (joules)	*	0.15	0.20	0.35	0.50	0.70	1	2	5	10	20

TABLEAU 2

IP	PREMIER CHIFFRE		SECOND CHIFFRE
	Protection contre les contacts électriques directs	Protection contre la pénétration de corps solides étrangers	Protection contre la pénétration d'eau
0	Aucune protection	Aucune protection	Aucune protection
1	Protection main	Corps ø > 50 mm	Égouttement vertical
2	Protection doigt ø > 12 mm et 80 mm de longueur	Corps ø > 12,5 mm	Égouttement dévié de 15° de la verticale
3	Protection outil	Corps ø > 2,5 mm	Pluie. Égouttement dévié de 60° de la verticale
4	Protection fil métallique	Corps ø > 1 mm	Projection d'eau dans toutes les directions
5	Protection fil métallique	La poussière peut pénétrer en quantité non préjudiciable	Jets d'eau dans toutes les directions
6	Protection fil métallique	Aucune pénétration de poussière	Forts jets d'eau dans toutes les directions
7	---	---	Immersion temporaire
8	---	---	Immersion prolongée (matériel submersible) dans le respect des conditions indiquées par le fabricant

SÉCURITÉ ÉLECTRIQUE



Luminaire de Classe I

Luminaire dont la protection contre les chocs électriques ne dépend pas exclusivement de l'isolation principale, mais également d'un moyen de sécurité supplémentaire sous forme de moyens de connexion entre les parties conductrices accessibles et un conducteur de production mis à la terre.



Luminaire de Classe II

Luminaire dont la protection contre les chocs électriques ne dépend pas exclusivement de l'isolation principale, mais également de moyens de sécurité supplémentaires, tels que la double isolation ou l'isolation renforcée, sans moyens de mise à la terre de protection ni dépendance des conditions d'installation.



Luminaire de Classe III

Luminaire dont la protection contre les chocs électriques dépend d'une alimentation de sûreté à très basse tension, ne générant aucune tension supérieure à celle-ci.

NOTA SUI VALORI INDICATI IN QUESTO CATALOGO

I valori di potenza (W) e di flusso luminoso (lm) espressi in questo catalogo corrispondono alla sorgente luminosa. Per conoscere i valori di potenza del sistema (che comprende il consumo del driver), si rimanda alla scheda tecnica di ciascun articolo, disponibile su www.arkoslight.com

CRITERI DI QUALITÀ NELLA SELEZIONE DEI LED

Arkoslight seleziona minuziosamente le sue sorgenti di luce LED tenendo conto del metodo di classificazione "binning". Durante la produzione dei LED, dovuto alle tolleranze di fabbricazione, esistono variazioni nel flusso, la temperatura di colore e la tensione. Per questo motivo la produzione di LED è classificata in "BIN", secondo questi parametri. Nella scelta delle sorgenti luminose dei suoi apparecchi di illuminazione, Arkoslight seleziona i "BIN" o gruppi a cui appartengono tutti i LED che saranno utilizzati negli apparecchi di illuminazione in produzione. In questo modo, si riescono a ridurre le tolleranze di queste tre caratteristiche e si garantisce una maggiore stabilità del flusso luminoso, della tensione e della temperatura di colore.

FLUSSO LUMINOSO (lumen)

Quantità totale di luce emessa da una sorgente luminosa in tutto lo spazio che la circonda.

ILLUMINAMENTO (lux)

Quantità di flusso luminoso distribuito su una superficie. Il lux può essere definito anche come n° di lumen/m²

EFFICACIA LUMINOSA (lm/W)

Indica l'efficienza di una sorgente luminosa nella conversione dell'energia elettrica in luce.

EFFICIENZA DELL'APPARECCHIO DI ILLUMINAZIONE - LOR (%)

Rapporto tra il flusso luminoso dell'apparecchio di illuminazione e il flusso luminoso delle sorgenti luminose.

REGOLAZIONE

CASAMBI

Gli accessori Casambi consentono di controllare in modalità wireless qualsiasi apparecchio di illuminazione del catalogo mediante la APP di Casambi, disponibile in Apple e Play Store. La tecnologia di controllo dell'illuminazione di Casambi offre la possibilità di implementare e sviluppare un sistema di controllo su misura, sia per l'illuminazione professionale che per il settore residenziale.

DALI (Digital Addressable Lighting Interface)

È uno standard di regolazione per gli apparecchi di illuminazione, che consente di integrare dispositivi di controllo di vari fabbricanti in uno stesso sistema. Un sistema DALI si compone di un regolatore e uno o più dispositivi di luce (driver, sensori, interruttori, pulsanti, ecc.) che possiedono un'interfaccia DALI.

DIM ON BOARD

L'illuminazione è dotata di un dimmer integrato, per un controllo diretto e individuale.

MATTER

Matter è un linguaggio open source per collegare dispositivi intelligenti. È progettato affinché qualsiasi azienda possa utilizzarlo per sviluppare i propri dispositivi intelligenti, applicazioni mobili e servizi cloud in modo che possano comunicare e funzionare insieme in modo perfetto. Matter consente l'interoperabilità tra ecosistemi e produttori di diversi dispositivi intelligenti. Questo nuovo standard è un'iniziativa di Apple, Google, Amazon e Samsung, quindi la maggior parte dei loro ecosistemi per la casa e gli edifici intelligenti sarà compatibile con Matter fin dall'ini.

PUSH DIM

Controllo tramite un interruttore a pulsante. La regolazione tramite pulsante non possiede uno standard ed esistono varie opzioni di cablaggio e installazione per la stessa, a seconda del fabbricante dei dispositivi. In genere per l'installazione sono necessari uno o due cavi aggiuntivi, in base al fabbricante.

PHASE CUT

Il controllo di fase, chiamato anche diluizione di fase, si effettua senza dover installare una linea di controllo aggiuntiva, collegando in serie un regolatore tra la linea di alimentazione e il dispositivo. In base a come si effettui il controllo della tensione di rete, si distingue tra Leading-edge e Trailing-edge.

UGR

Scala che unifica i vari metodi di valutazione dell'abbagliamento. L'UGR cerca di descrivere una percezione soggettiva in termini di misura, considerando l'abbagliamento potenziale di tutti i punti luce situati all'interno del campo visivo di un osservatore. I valori oscillano tra 10 e 30, dove 10 significa "non abbagliamento" e 30 significa "abbagliamento molesto". L'UGR è una caratteristica dell'impianto, non dell'apparecchio di illuminazione, pertanto gli UGR di questo catalogo sono stati calcolati in base a un impianto standard. Raccomandiamo di calcolare l'UGR particolare del proprio impianto, al fine di assicurare il valore desiderato. In questo catalogo tutti gli UGR sono stati calcolati in base ai valori: 4H 2H Shr1

IK

Il grado di protezione di IK è una classificazione numerica internazionale per i gradi di protezione forniti dai materiali elettrici di rivestimento contro gli impatti meccanici esterni, come indicato nella Tabella 1.

CODICE IP

Sistema di codifica che indica il grado di protezione fornito da un materiale di rivestimento rispetto all'accesso a parti pericolose, alla penetrazione di corpi estranei solidi e di acqua. Il codice IP è formato da due cifre situate immediatamente dopo le lettere "IP", il cui significato è espresso nella Tabella 2.

TABELLA 1

Codice IK	IK00	IK01	IK02	IK03	IK04	IK05	IK06	IK07	IK08	IK09	IK10
Energia di impatto (luglio)	*	0.15	0.20	0.35	0.50	0.70	1	2	5	10	20

TABELLA 2

IP	PRIMA CIFRA		SECONDA CIFRA
	Protezione contro il contatto elettrico diretto	Protezione contro la penetrazione di corpi estranei solidi	Protezione contro la penetrazione di acqua
0	Nessuna protezione	Nessuna protezione	Nessuna protezione
1	Protetto dal contatto con la mano	Corpi $\varnothing > 50$ mm	Gocciolamento verticale
2	Protetto dal contatto con le dita $\varnothing > 12$ mm e 80 mm di lunghezza	Corpi $\varnothing > 12,5$ mm	Gocciolamento deviato di 15° rispetto alla verticale
3	Protetto dall'inserimento di strumenti	Corpi $\varnothing > 2,5$ mm	Pioggia. Gocciolamento deviato di 60° rispetto alla verticale
4	Protetto dall'inserimento di filo di ferro	Corpi $\varnothing > 1$ mm	Getti d'acqua in tutte le direzioni
5	Protetto dall'inserimento di filo di ferro	Può penetrare polvere in quantità non dannose	Getti d'acqua in tutte le direzioni
6	Protetto dall'inserimento di filo di ferro	Nessun accesso di polvere	Forti getti d'acqua in tutte le direzioni
7	---	---	Immersione temporanea
8	---	---	Immersione prolungata (Materiale sommergibile) in condizioni indicate dal produttore

SICUREZZA ELETTRICA



Illuminazione di Classe I

Illuminazione in cui la protezione contro gli shock elettrici non è unicamente affidata all'isolamento principale, ma è dotata di una misura di sicurezza supplementare sotto forma di mezzo di connessione delle parti conduttrici, accessibili ad un conduttore di protezione e messa a terra.



Illuminazione di Classe II

Illuminazione in cui la protezione contro gli shock elettrici non è unicamente affidata all'isolamento principale, ma è dotata di misure di sicurezza supplementari come il doppio isolamento o l'isolamento rinforzato e di sistemi in cui non esistono mezzi di messa a terra di protezione o vincoli nelle condizioni di installazione.



Illuminazione di Classe III

Illuminazione in cui la protezione contro gli shock elettrici è affidata al sistema di alimentazione a bassissima tensione e in cui non si genera mai un carico di tensione superiore alla stessa.

Glossario

INFO TECNICHE

HINWEIS ZU DEN IN DIESEM KATALOG ANGEgebenEN WERTEN

Die in diesem Katalog angegebenen Werte für Leistung (W) und Lichtstrom (lm) entsprechen der Lichtquelle. Wenn Sie die Leistungswerte des Systems (einschließlich des Treiberverbrauchs) wissen möchten, finden Sie diese in den auf www.arkoslight.com verfügbaren technischen Datenblättern der jeweiligen Referenzen.

QUALITÄTSKRITERIEN FÜR DIE LED-AUSWAHL

Arkoslight wählt seine LED-Lichtquellen sorgfältig unter Berücksichtigung der Kategorisierungsmethode „Binning“ aus. Bei der LED-Produktion kommt es aufgrund von Fertigungstoleranzen zu Schwankungen bei Lichtstrom, Farbtemperatur und Spannung. Aus diesem Grund wird die Produktion von LED nach diesen Parametern in „BIN“ unterteilt. Bei der Auswahl der Lichtquellen für seine Leuchten wählt Arkoslight die „BIN“ oder Gruppen aus, zu denen alle LED gehören, die in den Produktionsleuchten verwendet werden. Dadurch wird der Toleranzbereich dieser drei Merkmale verringert und eine größere Stabilität des Lichtstroms, der Spannung und der Farbtemperatur gewährleistet.

LICHTSTROM (lumen)

Die gesamte Lichtmenge, die von einer Lichtquelle in den sie umgebenden Raum abgegeben wird.

BELEUCHTUNGSSTÄRKE (lux)

Menge des auf einer Oberfläche empfangenen Lichtstroms. Lux kann auch als Anzahl der lumen/m² definiert werden.

LICHTWIRKSAMKEIT (lm/W)

Gibt an, wie effizient eine Lichtquelle elektrische Energie in Licht umwandelt.

WIRKUNGSGRAD DER LEUCHTE - LOR (%)

Verhältnis zwischen dem Lichtstrom der Leuchte und dem Lichtstrom der Lichtquellen.

REGULIERUNG

CASAMBI

Mit dem Zubehör Casambi können Sie jede Leuchte aus dem Katalog drahtlos über die Casambi APP steuern, die im Apple und Play Store erhältlich ist. Die Lichtsteuerungstechnologie von Casambi bietet die Möglichkeit, ein maßgeschneidertes Lichtsteuerungssystem sowohl für die professionelle Beleuchtung als auch für den Wohnbereich zu implementieren und zu entwickeln.

DALI (Digital Addressable Lighting Interface)

Es handelt sich um einen Dimmstandard für die Beleuchtung, der die Integration von Betriebsgeräten verschiedener Hersteller in ein einziges System ermöglicht. Ein DALI-System besteht aus einem Controller und einem oder mehreren Geräten für die Beleuchtungsanlage (Treiber, Sensoren, Schalter, Taster usw.), die über eine DALI-Schnittstelle verfügen.

DIM ON BOARD

Die Leuchte verfügt über einen integrierten Dimmer zur direkten und individuellen Steuerung.

MATTER

Matter ist eine Open-Source-Sprache zur Verbindung von intelligenten Geräten. Sie wurde entwickelt, damit jedes Unternehmen sie verwenden kann, um seine eigenen intelligenten Geräte, mobilen Anwendungen und Cloud-Dienste zu entwickeln, damit sie nahtlos miteinander kommunizieren und zusammenarbeiten können. Matter ermöglicht die Interoperabilität zwischen Ökosystemen und Herstellern verschiedener intelligenter Geräte. Dieser neue Standard ist eine Initiative von Apple, Google, Amazon und Samsung, daher werden die meisten ihrer Smart-Home- und Gebäude-Ecosystems von Anfang an mit Matter kompatibel sein.

PUSH DIM

Für die Push Dimmung gibt es keine Norm, und je nach Gerätehersteller sind unterschiedliche Verdrahtungs- und Installationsoptionen für diese Art der Regelung verfügbar. In der Regel werden je nach Hersteller ein oder zwei zusätzliche Kabel für die Installation benötigt.

PHASE CUT

Die Phasenschnitt erfolgt ohne eine zusätzliche Steuerleitung, indem ein Dimmer zwischen Netzzuleitung und Gerät geschaltet wird.

Je nachdem, wie die Netzspannung geschaltet wird, kann zwischen Leading-Edge und Trailing-Edge unterschieden werden.

UGR

Eine Skala, die die verschiedenen Methoden der Blendungsbewertung vereinheitlicht. Die UGR versucht, eine subjektive Wahrnehmung messbar zu machen, indem sie die potenzielle Blendung aller Leuchten im Sichtfeld des Betrachters berücksichtigt. Die Werte reichen von 10 bis 30, wobei 10 für „keine Blendung“ und 30 für „störende Blendung“ steht.

Die UGR ist keine Eigenschaft der Leuchte selbst, sondern der Installation. Daher wurde die in diesem Katalog angegebene UGR anhand einer Standardinstallation berechnet. Wir empfehlen, die spezifische UGR Ihrer Anlage zu berechnen, um den gewünschten Wert sicherzustellen. In diesem Katalog wurden alle UGRs nach folgenden Werten berechnet: 4H 2H Shr1

IK

Der IK-Schutzgrad ist eine internationale numerische Klassifizierung für den Schutzgrad von elektrischen Gehäusen gegen äußere mechanische Einwirkungen, wie in Tabelle 1 angegeben.

IP-CODE

Kodierungssystem zur Angabe der Schutzarten, die ein Gehäuse gegen den Zugang zu gefährlichen Teilen, das Eindringen von festen Fremdkörpern und das Eindringen von Wasser bietet. Der IP-Code besteht aus zwei Ziffern, die unmittelbar auf die Buchstaben „IP“ folgen und deren Bedeutung in der Tabelle 2 angegeben ist.

TABELLE 1

IK-Code	IK00	IK01	IK02	IK03	IK04	IK05	IK06	IK07	IK08	IK09	IK10
Aufprallenergie (J)	*	0.15	0.20	0.35	0.50	0.70	1	2	5	10	20

TABELLE 2

	ERSTE KENNZIFFER		ZWEITE KENNZIFFER
IP	Schutz gegen direkte elektrische Berührung	Schutz gegen das Eindringen von festen Fremdkörpern	Schutz gegen das Eindringen von Wasser
0	Kein Schutz	Kein Schutz	Kein Schutz
1	Schutz gegen Zugang mit dem Handrücken	Fremdkörper $\varnothing > 50$ mm	Schutz gegen Tropfwasser
2	Schutz gegen Zugang mit einem Finger $\varnothing > 12$ mm und 80 mm Länge	Fremdkörper $\varnothing > 12,5$ mm	Schutz gegen fallendes Tropfwasser, Gehäuse um 15° geneigt
3	Schutz gegen Zugang mit Werkzeug	Fremdkörper $\varnothing > 2,5$ mm	Schutz gegen Regen. Fallendes Tropfwasser, Gehäuse um 60° geneigt
4	Schutz gegen Zugang mit einem Draht	Fremdkörper $\varnothing > 1$ mm	Schutz gegen allseitiges Spritzwasser
5	Schutz Zugang mit einem Draht	Eindringen von Staub in nicht schädlicher Menge möglich	Schutz gegenallseitiges Strahlwasser
6	Schutz gegen Zugang mit einem Draht	Kein Eindringen von Staub	Schutz gegen kräftiges allseitiges Strahlwasser
7	---	---	Schutz bei zeitweiligem Untertauchen
8	---	---	Schutz bei dauerndem Untertauchen (Unterwasserfähiges Material) gemäß den Herstellerangaben

Glossar

TECHNISCHE INFORMATION

ELEKTRISCHE SICHERHEIT



Leuchte der Klasse I

Leuchte, bei der sich der Schutz gegen elektrischen Schlag nicht auf die Hauptisolierung beschränkt, sondern eine zusätzliche Sicherheitsmaßnahme in Form einer Verbindung der zugänglichen leitenden Teile mit einem Schutzleiter vorgesehen ist.



Leuchte der Klasse II

Leuchte, bei der der Schutz gegen elektrischen Schlag nicht nur durch die Hauptisolierung gewährleistet ist, sondern zusätzliche Sicherheitsmaßnahmen wie doppelte Isolierung oder verstärkte Isolierung umfasst und bei der es keine Mittel zur Schutzzerdung oder Abhängigkeit von den Installationsbedingungen gibt.







Leuchte der Klasse III

Leuchte, bei der der Schutz gegen elektrischen Schlag durch die Versorgung mit sehr niedriger Sicherheitsspannung gewährleistet ist und bei der keine höheren Spannungen als diese erzeugt werden.

Colours

The lighting values indicated for each ref. code correspond to the results obtained from the tests carried out on the first mentioned colour of the list.

	B White		NG Black-Gold		WTMG Textured white - Metallized gold
	WT Textured White		NR Black-Red		WMG White - Metallized gold
	W Matt White		R Red		NTMG Textured black - Metallized gold
	WB Bright White		G Gold		NMG Matt black - Metallized gold
	WG White-Gold		BC Brushed Copper		Z Aluminium
	WR White-Red		BG Brushed Gold		NX Stainless Steel
	WN White-Black		SP Textured Salmon Pink		NS Satin Nickel
	NW Black-White		LG Textured Light Green		PR Primer Coating Finishing
	NT Textured Black		OG Textured Olive Grey		CR Chrome
	N Matt Black		OX Textured Oxidon		BE Textured Beige
	NB Bright Black		GT Textured Black Grey		PG Textured Pebble Grey
	PGB Bright Pebble Grey				

ALASKA
BG = RAL not available. Electrolytic bath
N = Anodised, bath colour, looks alike RAL 9005

ART
BC = RAL not available. Electrolytic bath.
BG = RAL not available. Electrolytic bath.
NT = RAL 9005
NTMG = RAL not available. Metallic finish
WT = RAL 9016

AURAE
NT = RAL 9005
WT = RAL 9016

BASIC
NS = RAL not available. Electrolytic bath
W = RAL 9016

BLACK FOSTER
N = RAL 9005
NT = RAL 9005
NTMG = RAL not available. Metallic finish
NMG = RAL not available. Metallic finish
W = Colour in the mass looks alike RAL 9010
WN = Colour in the mass looks alike RAL 9016 & RAL 9005
WT = RAL 9016
WTMG = RAL 9005 not available. Metallic finish
WTW = RAL 9016

BRIGHT LINE
W = RAL 9016

BUDDY
N = RAL 9005
NG = RAL 9005 & RAL 1036
W = Colour in the mass looks alike RAL 9010
WG = Colour in the mass looks alike RAL 9010 & RAL 1036
WN = Colour in the mass looks alike RAL 9010 & RAL 9005

COCO
NT = RAL 9005
WT = RAL 9016

DARK
N = RAL 9005
NX = RAL not available. Stainless steel
OX = RAL not available

DEEP
WT = RAL 9016

DIVI
NT = RAL 9005
WT = RAL 9016

DROP
NT = RAL 9005
WT = RAL 9016

DUNE
BE = RAL 1001
NT = RAL 9005
OG = RAL 7002
PG = RAL 7032
WT = RAL 9016

DUOMO
W = Colour in the mass looks alike RAL 9016

ENSO
NT = RAL 9005
WT = RAL 9016

ESSENTIALS
W = RAL 9016

FANCY SHAPE
NT = RAL 9005
WT = RAL 9016

FIFTY+
NT = RAL 9005
WT = RAL 9016

FIT
G = RAL not available. Paint of metallic nanoparticles
NT = RAL 9005
WT = RAL 9016

FLASH
GT = RAL 7021
OX = RAL not available

FLIP
NT = RAL 9005
NTMG = RAL not available. Metallic finish
WT = RAL 9016
WTW = RAL 9016

FOX
W = Colour in the mass looks alike RAL 9016

HEY JOE
NB = RAL 9005
PGB = RAL 7032
WB = RAL 9016

HIDDEN
NT = RAL 9005
WT = RAL 9016

HOLLY
NT = RAL 9005
WT = RAL 9016

HUBBLE
NT = RAL 9005
WT = RAL 9016

IO
NT = RAL 9005
WT = RAL 9016

LARK - 111
N = RAL 9005
W = RAL 9016

LENS LIGHT
N = Colour in the mass looks alike RAL 9005
W = Colour in the mass looks alike RAL 9016

LEX
G = RAL 1036
N = RAL 9005
W = RAL 9016
WN = RAL 9016 & RAL 9005
Z = RAL 9006

LINE
N = Anodised, bath colour, looks alike RAL 9005
NT = RAL 9005
WT = RAL 9016

LIP
NT = RAL 9005
WT = RAL 9016

LOOP
BG = RAL not available. Electrolytic bath
N = RAL 9005
WT = RAL 9016

MADISON
W = RAL 9010

MICRO SHAPER
N = RAL 9005

MINIMAL TRACK
N = RAL 9005
WT = RAL 9016

MIX
W = RAL 9010

MR BEAM
GT = RAL 7021
OX = RAL not available
WT = RAL 9016

NANO
N = RAL 9005
NT = RAL 9005
W = RAL 9010
WT = RAL 9016

OLYMPIA
W = Colour in the mass looks alike RAL 9016

ORBITAL
N = RAL 9005
W = RAL 9016

PIPE
NT = RAL 9005
NTMG = RAL not available. Metallic finish
WT = RAL 9016
WTW = RAL 9016

PLUS
NT = RAL 9005
WT = RAL 9016

POINTER
N = RAL 9005
W = Colour in the mass looks alike RAL 9010

POP UP
NT = RAL 9005
WT = RAL 9016

PUCK
GT = RAL 7021
NT = RAL 9005
OX = RAL not available
WT = RAL 9016

QUAD
W = RAL 9010

REC
GT = RAL 7021
NT = RAL 9005
OX = RAL not available
PR = Primer coating finish
WT = RAL 9016

RHINO
NT = RAL 9005
WT = RAL 9016

SALT
NG = RAL 9005 & RAL 1036
NR = RAL 9005 & RAL 2004
NW = RAL 9005 & RAL 9016
WG = RAL 9016 & RAL 1036
WR = RAL 9016 & RAL 2004
WW = RAL 9016 & RAL 9016

SCOPE
NG = RAL 9005 & RAL 1036
NN = RAL 9005 & RAL 9005
WG = RAL 9016 & RAL 1036
WR = RAL 9016 & RAL 2004
WW = RAL 9016 & RAL 9016

SHOT LIGHT
BG = RAL not available. Electrolytic bath
CR = RAL not available. Electrolytic bath
N = Colour in the mass looks alike RAL 9005
NMG = RAL not available. Metallic finish
NT = Colour in the mass looks alike RAL 9005
NTMG = RAL not available. Metallic finish
W = Colour in the mass looks alike RAL 9016
WMG = RAL not available. Metallic finish
WT = Colour in the mass looks alike RAL 9016
WTW = Colour in the mass looks alike RAL 9016

SIX
NT = RAL 9005
WT = RAL 9016

SKIP
GT = RAL 7021
OX = RAL not available

SKY
WT = RAL 9016

SLIM
GT = RAL 7021
OX = RAL not available
WT = RAL 9016

SLIMGOT
NT = RAL 9005
WT = RAL 9016

SPIN
NT = RAL 9005
WT = RAL 9016

STANDUP
NT = RAL 9005
WT = RAL 9016

STEP
N = RAL 9005
NX = RAL not available. Stainless steel
OX = RAL not available
W = RAL 9016

STICK
NT = RAL 9005
WT = RAL 9016

STRAM
NT = RAL 9005
WT = RAL 9016

SWAP
G = RAL 1036
N = RAL 9005
W = Colour in the mass looks alike RAL 9010
W65 = Colour in the mass looks alike RAL 9010
WN = Colour in the mass looks alike RAL 9010 & RAL 9005
Z = RAL 9006

THOR
NT = RAL 9005
WT = RAL 9016

TOP
NT = RAL 9005
WT = RAL 9016

TRACK 1L / 3L
B = RAL 9016
N = RAL 9005

TRACK 48V
N = RAL 9005
NT = RAL 9005
WT = RAL 9016

TRAY
NT = RAL 9005
WT = RAL 9016

TWIST
NT = RAL 9005
WT = RAL 9016

UP
NT = RAL 9005
WT = RAL 9016

VOLA
NT = RAL 9005
WT = RAL 9016

WALLY
N = Colour in the mass looks alike RAL 9005
W = Colour in the mass looks alike RAL 9016

WARP
NT = RAL 9005

WELLIT
NT = RAL 9005
WT = RAL 9016

WIZ
NT = RAL 9005
WT = RAL 9016

YORU
LG = RAL 6027
NT = RAL 9005
OX = RAL not available
PG = RAL 7032
SP = RAL 3022
WT = RAL 9016

ZENIT
NT = RAL 9005
WT = RAL 9016

ZEN TUBE
NT = RAL 9005
WT = RAL 9016

Symbols

GLOSSARY

	ES	EN	FR	IT	DE
L	Longitud (en mm).	Length (in mm).	Longueur (en mm).	Lunghezza (in mm).	Länge (in mm).
AL	Aluminio	Aluminium	Aluminium	Alluminio	Aluminium
PC	Policarbonato	Polycarbonate	Polycarbonate	Policarbonato	Polycarbonat
PE	Poliétileno	Polyethylene	Polyéthylène	Poietilene	Polyäthylen
GL	Cristal	Glass	Verre	Vetro	Glas
PMMA	Polimetilmetacrilato	Polymethyl methacrylate	Polyméthacrylate de méthyle	Polimetilmetacrilato	Polymethylmetacrylat
INOX	Acero inoxidable	Stainless steel	Acier inoxydable	Acciaio inossidabile	Edelstahl
MATT	Mate	Matt	Opaque	Opaco	Matt
TRANS	Transparente	Transparent	Transparent	Trasparente	Transparent
ABS	Acrilonitrilo Butadieno Estireno	Acrylonitrile Butadiene Styrene	Acrylonitrile Butadiène Styrene	Acrilonitrile Butadiene Stirene	Acrylnitril-Butadien-Styrol
LOR	<i>Lumen Output Ratio.</i>	Lumen Output Ratio.	<i>Lumen Output Ratio.</i>	<i>Lumen Output Ratio.</i>	<i>Lumen Output Ratio.</i>
IPXX	Índice de estanqueidad	Sealing rating	Indice d'étanchéité	Indice di sigillatura	Schutzgrad gegen Eindringen von Staub und Feuchtigkeit
IKXX	Índice de protección contra impactos	Impact resistance	Indice de protection contre des impacts	Indicizzi di protezione contro impatti	Stoßfestigkeitsgrad
MAX XX W	Potencia máxima	Maximum power	Puissance Maximum	Potenza massima	Maximale Leistung
CCT	Temperatura de color	Colour Temperature	Température de couleur	Temperatura di colore	Farbtemperatur
	Cuerpo	Boddy	Corps	Corpo	Körper
	Reflector	Screen	Réflecteur	Riflettore	Reflektor
	Cristal óptico	Optical glass	Verre optique	Verro ottico	Optischem glas
	Difusor	Diffuser	Diffuseur	Diffusore	Diffusor
	Filtro lineal	Linear filter	Filtre linéaire	Filtro lineare	Lineares Filter
	Lente refractora elíptica	Elliptical refractor	Réfracteur élliptique	Rifrattore ellittico	Linse (f. elliptischen Lichtkegel)
	Filtro panel de abeja	Honeycomb filter	Filtre nid d'abeilles	Filtri favo	Waben-Raster
	Pantalla asimétrica	Asymmetric screen	Accessoire asymétrique	Visiera asimetrica	Assymetrischer Schirm/Blende
	Difusor homogeneizador del haz de luz	Beam Mixer Diffuser	Diffuseur homogénéisateur de faisceau lumineux	Diffusore di fascio luminoso misto	Strahlenmischdiffusor
	Bisel extra	Add-on bezel	Collerette extra	Cornice extra	Zusatz-Zierring
	Certificado ENEC	ENEC certified	Certifié ENEC	Certificato ENEC	ENEC-Zertifizierung
	Certificado IEC	IEC certified	Certifié IEC	Certificato IEC	IEC-Zertifizierung
	Compatible con la normativa francesa RT2012 & BBC	Compatible with the French Standard RT2012 & BBC	Compatible avec la Norme française RT2012 & BBC	Compatible con la normativa francese RT2012 & BBC	Kompatibel mit der französischen Norm RT2012 & BBC

	ES	EN	FR	IT	DE
	Clase I	Class I	Classe I	Classe I	Klasse I
	Clase II	Class II	Classe II	Classe II	Klasse II
	Clase III	Class III	Classe III	Classe III	Klasse III
12 V	Tensión de alimentación 12V	Input supply voltage 12V	Tension d'alimentation de l'ampoule 12V	Tensione di alimentazione della lampada 12V	Anschlussspannung 12V
24 V	Tensión de alimentación 24vdc	Power supply voltaje 24vdc	Tension d'alimentation de l'ampoule 24vdc	Tensione di alimentazione della lampada 24vdc	Netzspannung 24vdc
48 V	Tensión de alimentación 48vdc	Power supply voltaje 48vdc	Tension d'alimentation de l'ampoule 48vdc	Tensione di alimentazione della lampada 48vdc	Netzspannung 48vdc
220-240 V ~	Tensión de alimentación 220-240V	Power supply voltaje 220-240V	Tension d'alimentation de l'ampoule 220-240V	Tensione di alimentazione della lampada 220-240V	Netzspannung 220-240V
	Equipo no incluido	Control gear not included	Équipement non inclus	Alimentatore non compreso	Vorschaltgerät exklusive
	Equipo electrónico incluido	Electronic control gear included	Équipement électronique inclus	Alimentatore elettronico compreso	Vorschaltgerät elektronische inklusive
	Accesorio trimless	Trimless accessory	Accessoire trimless	Accessorio trimless	Trimless Zubehör
	Alojamiento en mm para empotrables	Fitting hole for recessed luminaires in mm	Espace d'emplacement en mm pour encastrables	Foro in mm ad incasso	Einbauloch in mm
	Empotrable cuadrado para agujero redondo	Squared fixture for round fitting holes	Encastrable carré pour trou rond	Quadrato da incasso per foro rotondo	Quadratische Leuchte mit rundem Einbauloch
	Ángulo de basculación	Tilting angle	Angle de basculation	Angolo di inclinazione	Drehwinkel - Kippwinkel
	Doble basculación	Double tilting acción	Double basculation	Doppia inclinazione	Doppelte Schwenkbarkeit
	Ángulo de giro	Rotation angle	Angle de rotation	Angolo di rotazione	Drehwinkel
	Conexión rápida	Fast connection	Conexion rapide	Collegamento rapido	Schnellsteckeranschluss
	Bloque de conexión no incluido	Terminal strip not included	Bande terminale connector exclus	Morsetto non compreso	Ohne Klemmenleiste
	Conector USB-C	USB-C connector	Port USB-C	USB-C connect	USB-C Verbindungskabel
	Cargador universal	Universal charger	Chargeur universel	Caricatore universale	Universal-Ladegerät
	Conexión con enchufe	Plug-in	Connexion avec prise	Collegamento con spina	Anschluss mit Stecker
	Tipo de carril	Rail Type	Type de rail	Tipo de binario	Schienemodelle
	Regulable	Dimmable	Gradable	Dimmerabile	Dimmbar
	Longitud del cable	Cable length	Longueur de câble	Lunghezza di cavo	Hängekabel Schnelljustierungsvorrichtung
	Regulación rápida del cable de suspensión	Quick adjustment for cable suspension	Régulation rapide du câble de suspension	Regolazione rapida del cavo di sospensione	Schnelle Regulation del Hängekabels
	Control inalámbrico	Wireless control	Contrôle sans fil	Wireless control	Wireless control
	Dispositivo para alumbrado de emergencias	Emergency lighting device	Dispositif pour éclairage de secours	Dispositivo por illuminazione di emergenza	Notbeleuchtung
	Batería LI-ION	LI-ION battery	Batterie au lithium-ion	Batteria agli ioni di litio	Lithium-Ionen-Akku
	Tipo de instalación y dirección del haz de luz	Instalation type and light beam direction	Type d'installation et direction du faisceau lumineux	Tipo d'impianto e direzione di fascio	Art und Ausrichtung des Lichtkegels
	Confort visual. UGR (Unified Glare Rating)	UGR (Unified Glare Rating) Visual comfort	Confort visuel. UGR (Unified Glare Rating)	Comfort visivo. UGR (Unified Glare Rating)	Sehkomfort. UGR (Unified Glare Rating)
	Estabilidad cromática: Pasos MacAdam	Chromatic stability: MacAdam Steps	Stabilité chromatique: Pas MacAdam	Stabilità cromatica: Step MacAdam	Farbstabilität: MacAdam Stufen
	Carga máxima soportada	Maximum supported load	Charge maximale supportée	Carico massimo supportato	Maximale Traglast
	Temperatura máxima en superficie	Maximum surface temperature	Température Maximale sur une surface	Temperatura massima in superficie	Maximale Temperatur an der Oberfläche
	Válido para exterior	Suitable for outdoor use	Agréé pour l'extérieur	Adatto per uso esterno	Geeignet für Ausseninstallation

Reference

INDEX


0000-55-XX	276	0434-00-44	74, 117, 126, 135, 362	0434-01-82	335	A023-00-04	149, 150, 359	A221-XX-XX	184	A316-22-XX	58	A342-0X-XX	148	A414-XX-XX	10, 11	A463-XX-XX	29	A516-00-XX	326
0037-01-01	355	0434-00-45	126, 362	0434-01-83	335	A023-00-05	185, 186, 187, 189, 190, 191, 193, 239, 241, 307, 313, 323, 359	A222-XX-XX	184	A316-32-XX	59	A342-1X-XX	154	A415-20-1X	226	A465-0X-XX	263	A517-00-XX	327
0038-01-01	355	0434-00-46	120, 122, 126, 204, 362	0434-01-84	335	0434-01-85	45, 47, 362	A223-0X-XX	78	A317-00-06	309	A343-0X-XX	148	A416-X0-XX	260	A466-0X-XX	240	A518-00-XX	159
0223-00-00	164, 165, 169, 174, 175, 180, 182, 183, 184, 231, 266, 267, 268, 269, 292, 293, 294, 295, 298, 299	0434-00-6X	374	0434-01-86	45, 47, 49, 362	0434-01-87	45, 47, 362	A224-0X-XX	78	A319-XX-XX	12, 13, 14, 15	A343-1X-XX	158	A417-01-XX	293, 294	A467-0X-0X	223	A519-0X-XX	243
0224-00-00	292, 293, 294, 295, 298, 299	0434-00-78	362	0434-01-87	45, 47, 49, 362	0434-01-88	45, 47, 362	A226-XX-XX	287	A320-1X-XX	118, 119	A344-XX-XX	249	A417-02-XX	295	A468-20-1X	226	A519-1X-XX	112
032X-01-01	355	0434-00-79	123, 362, 207	0434-01-89	45, 47, 49, 362	0434-01-90	45, 47, 362	A235-XX-XX	79	A321-XX-XX	189	A345-00-00	108, 136, 252, 253, 304	A417-03-XX	292, 298, 299	A469-0X-0X	42	A520-00-00	213
0323-01-01	355	0434-01-0X	355	0434-01-91	45, 47, 49, 362, 371	0434-01-92	45, 47, 49, 362	A236-XX-X	81	A322-XX-XX	255	A345-0X-XX	252	A418-X0-0X	294	A470-0X-0X	43	A521-00-XX	345
0350-00-00	87	0434-01-07	371	0434-01-93	363	0434-01-94	45, 47, 362	A237-0X-XX	80	A323-00-XX	255	A345-1X-XX	253	A419-X0-0X	295	A471-0X-XX	137	A522-0X-XX	346
0354-00-00	88	0434-01-14	373	0434-01-95	45, 47, 362	0434-01-96	49, 362	A242-0X-XX	129	A324-00-0X	285	A345-2X-XX	108	A420-X0-XX	298	A472-0X-XX	137	A523-0X-XX	346
0355-00-00	88	0434-01-18	363	0434-01-97	51, 53, 362, 371	0434-01-98	51, 53, 362, 371	A248-XX-XX	77	A325-00-XX	109	A345-4X-XX	136	A421-X0-XX	299	A473-XX-XX	142	A524-0X-XX	347
0419-00-00	355	0434-01-23	206, 362	0434-01-99	363	0434-02-0X	368, 369	A249-XX-XX	77	A326-00-XX	255	A345-35-XX	136	A425-X0-XX	174	A474-XX-XX	142	A525-0X-XX	347
0433-00-21	51, 53, 362	0434-01-24	135, 362	0434-02-0X	368, 369	0434-02-10	368, 369	A250-XX-XX	77	A327-00-1X	285	A346-00-00	108, 254	A426-X0-XX	75	A475-X0 0X	336	A526-00-XX	262
0433-00-23	363	0434-01-25	120, 122, 204, 206, 362	0434-02-11	368, 369	0434-02-1X	353	A251-X0-0X	128	A327-00-2X	275	A346-0X-XX	254	A427-X0-XX	292	A477-0X-XX	31	A527-XX-XX	146
0433-01-07	362	0434-01-26	206, 339, 362	0434-02-12	368	0434-02-16	317, 363	A254-3X-XX	60	A328-00-XX	109	A346-2X-XX	108	A429-01-XX	102	A478-00-00	101, 103, 104, 356	A528-1X-XX	146
0433-01-32	99, 101, 103, 104, 222, 223, 225, 336, 346, 347, 373	0434-01-29	362, 207	0434-02-13	368	0434-02-19	353	A255-3X-XX	61	A329-0X-XX	248	A348-0X-XX	256	A42X-X0-XX	293	A478-00-01	142, 146, 149, 150, 159, 161, 164, 165, 169, 173, 174, 175, 176, 180, 181, 183, 184, 185, 186, 187, 189, 190, 191, 193, 194, 195, 224, 239, 241, 307, 313, 323, 356	A529-00-0X	339
0433-01-35	99, 101, 103, 104, 222, 223, 225, 336, 371	0434-01-30	207, 362	0434-02-14	368	0434-02-2X	353	A262-00-XX	274	A330-0X-XX	247	A349-XX-XX	267	A430-01-XX	102	A478-00-02	27, 39, 43, 74, 356	A530-XX-XX	110
0433-01-36	371	0434-01-31	241, 238, 371	0434-02-15	368	0434-02-3X	353	A263-00-XX	138	A331-XX-XX	280	A350-XX-XX	268	A431-01-XX	100	A478-00-03	29, 75, 356	A531-X0-XX	183
0433-01-37	51, 53, 362	0434-01-37	99, 101, 103, 104, 222, 223, 225, 336, 363	0434-02-16	317, 363	0434-02-3X	353	A264-XX-XX	272, 273	A332-XX-XX	107	A351-X0-XX	206	A431-01-XX	100	A478-00-04	31, 356	A532-1X-XX	269
0433-01-38	51, 53, 362	0434-01-41	362	0434-02-17	353	0434-02-3X	353	A266-0X-XX	24	A333-0X-XX	247	A353-XX-XX	207	A433-01-XX	102	A478-00-05	33, 35, 45, 47, 49, 356	A533-X0-XX	160
0433-01-39	51, 53, 362	0434-01-42	362	0434-02-18	353	0458-00-00	353	A269-0X-0X	26, 27	A334-0X-XX	106	A354-XX-10	60	A434-01-XX	100	A478-00-06	51, 53, 356	A543-XX-XX	305
0433-01-40	51, 53, 362	0434-01-43	120, 204, 362	0434-02-19	353	0486-04-35	207, 362	A271-XX-XX	65	A335-XX-XX	246	A354-32-XX	60	A435-01-00	99, 101, 103, 104	A478-00-07	29, 75, 356	A544-00-XX	233
0433-01-41	51, 53, 362	0434-01-44	362	0434-02-20	368	0486-08-35	362	A274-00-XX	343	A336-0X-XX	106	A355-32-XX	61, 137, 275, 283	A436-XX-XX	192	A478-00-08	33, 35, 45, 47, 49, 356	A545-00-XX	104
0433-01-42	51, 53, 362	0434-01-45	362, 371	0434-02-21	368	0486-12-70	362	A275-00-XX	341	A338-00-01	307, 309, 313, 238, 241	A357-00-00	137, 283	A437-XX-XX	192	A478-00-09	51, 53, 356	A546-X0-XX	12, 13, 14
0433-01-43	51, 53, 362, 371	0434-01-46	362, 371	0434-02-22	368	0700-08-00	96, 139, 258, 286	A276-11-XX	95	A338-00-02	307, 309, 313, 238, 241	A357-0X-XX	283	A438-XX-XX	194	A478-00-10	31, 356	A547-XX-XX	332
0433-01-45	373	0434-01-47	362, 371	0434-02-23	368	0702-02-00	96, 139, 258, 286	A277-11-XX	95	A338-00-03	238	A366-XX-XX	275	A439-0X-0X	205	A478-00-11	33, 35, 45, 47, 49, 356	A548-XX-XX	250, 251
0433-10-22	99, 101, 103, 104, 222, 223, 225, 320, 336, 363	0434-01-48	117, 362	0434-02-24	368	0802-0X-00	95, 287	A278-11-XX	95	A338-00-04	238	A369-XX-00	70, 71	A440-00-1X	345	A478-00-12	51, 53, 356	A549-00-0X	328
0433-10-23	320, 363	0434-01-54	117, 362	0434-02-25	368	0805-01-00	97, 126, 127, 138, 256, 264, 265, 274, 292	A278-2X-XX	97	A338-00-05	238	A374-X0-XX	16	A441-00-XX	130	A478-00-13	51, 53, 356	A550-00-0X	328
0433-10-24	320, 363	0434-01-61	237, 240, 306, 308, 312, 237, 240, 363	0434-02-26	368	0805-02-00	96, 139, 258, 286	A279-11-XX	95	A338-00-06	239, 241	A376-X0-XX	261	A442-00-XX	185	A478-00-14	51, 53, 356	A551-00-0X	203
0433-10-25	371	0434-01-62	237, 237, 240, 240, 306, 308, 312, 317, 326, 327, 334, 335, 346, 347, 363	0434-02-27	368	0805-03-00	95, 287	A279-11-XX	95	A338-00-07	239, 241	A377-0X-XX	129	A443-XX-XX	321	A478-00-15	51, 53, 356	A552-00-XX	203
0434-00-0X	355	0434-01-65	346, 347	0434-02-28	368	0806-00-00	97, 138, 256, 274	A279-11-XX	95	A338-00-08	238	A378-0X-XX	66	A444-XX-XX	322, 323	A478-00-16	51, 53, 356	A553-XX-00	244
0434-00-1X	355	0434-01-66	339, 341, 343, 344, 345, 346, 347	0434-02-29	368	0807-00-00	292, 126, 127, 264, 265	A279-11-XX	95	A338-00-09	238	A378-XX-XX	66	A445-XX-XX	131	A478-00-17	51, 53, 356	A554-0X-XX	282
0434-00-31	371	0434-01-67	336	0434-02-30	368	A010-1X-XX	90	A279-11-XX	95	A338-00-10	238	A446-XX-XX	190, 191	A446-XX-XX	190, 191	A478-00-18	51, 53, 356	A555-XX-XX	111
0434-00-35	371	0434-01-68	336	0434-02-31	368	A023-00-01	173, 181, 185, 186, 187, 189, 190, 191, 239, 241, 307, 313, 323, 359	A279-11-XX	95	A338-00-11	238	A023-00-02	161, 185, 187, 189, 190, 191, 239, 241, 307, 313, 323, 359	A447-00-X0	321, 323	A478-00-19	51, 53, 356	A556-0X-XX	133
0434-00-36	123, 344, 345, 362, 369	0434-01-69	237, 240, 237, 240	0434-02-32	368	A219-21-01	278	A279-11-XX	95	A338-00-12	307, 309, 313, 238, 241	A023-00-03	159, 174, 177, 180, 182, 183, 184, 193, 194, 195, 224, 359	A448-XX-XX	37	A478-00-20	51, 53, 356	A557-XX-XX	20
0434-00-37	123, 344, 345, 362, 369	0434-01-70	372	0434-02-33	368	A219-21-02	278	A279-11-XX	95	A338-00-13	307, 309, 313, 238, 241	A023-00-04	159, 174, 177, 180, 182, 183, 184, 193, 194, 195, 224, 359	A449-XX-XX	37	A478-00-21	51, 53, 356	A558-XX-XX	18
0434-00-38	344, 345, 362, 369	0434-01-71	372	0434-02-34	368	A219-21-03	278	A279-11-XX	95	A338-00-14	239, 241, 307, 313	A023-00-05	159, 174, 177, 180, 182, 183, 184, 193, 194, 195, 224, 359	A450-00-00	312	A478-00-22	51, 53, 356	A559-XX-XX	19, 21
0434-00-39	122, 123, 206, 207, 340, 341, 343, 362, 369	0434-01-72	372	0434-02-35	368	A219-21-04	279	A279-11-XX	95	A338-00-15	239	A023-00-06	159, 174, 177, 180, 182, 183, 184, 193, 194, 195, 224, 359	A450-00-01	312	A478-00-23	51, 53, 356	A560-00-XX	19, 20
0434-00-40	120, 122, 126, 204, 206, 339, 343, 362, 369	0434-01-75	346, 347	0434-02-36	368	A219-21-05	279	A279-11-XX	95	A338-00-16	239, 241, 307, 313	A023-00-07	159, 174, 177, 180, 182, 183, 184, 193, 194, 195, 224, 359	A450-00-02	312	A478-00-24	51, 53, 356	A561-XX-XX	168
0434-00-41	206, 339, 343, 362, 369	0434-01-80	237, 237, 240, 240, 306, 308, 312, 363	0434-02-37	368	A219-21-06	309, 320, 277, 279	A279-11-XX	95	A338-00-17	239, 241, 307, 313	A023-00-08	159, 174, 177, 180, 182, 183, 184, 193, 194, 195, 224, 359	A450-00-03	312	A478-00-25	51, 53, 356	A562-XX-XX	168
0434-00-42	74, 117, 122, 126, 135, 362	0434-01-81	335	0434-02-38	368	A219-21-07	279	A279-11-XX	95	A338-00-18	239	A023-00-09	159, 174, 177, 180, 182, 183, 184, 193, 194, 195, 224, 359	A450-00-04	313	A478-00-26	51, 53, 356	A563-10-0X	330
0434-00-43	126, 362			0434-02-39	368	A219-21-08	279	A279-11-XX	95	A338-00-19	239	A023-00-10	159, 174, 177, 180, 182, 183, 184, 193, 194, 195, 224, 359	A450-00-05	313	A478-00-27	51, 53, 356	A564-00-XX	176, 177

Product

INDEX

ALASKA	174	DARK M Honeycomb	344	LINE Micro Suspension	194	SIX L	281
ALASKA 24V	227	DARK M Wall Washer	345	LINE Suspension	192	SIX L 48V	248
ALASKA Big	143	DEEP	77	LIP	205	SIX L Recessed	107
ALASKA Big Fancy Shape	295	DEEP Maxi	77	LOOP 1300	142	SIX M	280
ALASKA Big Trimless	75	DEEP Mini	77	LOOP 1800	146	SIX M 48V	247
ALASKA Fancy Shape	294	DIVI	316	MADISON	84	SIX M Recessed	107
ALASKA Trimless	74	DOT	86	MAGNETIC 24V COCO	98	SIX S 48V	247
ART	148	DROP	79	MAGNETIC 24V FIT	100	SIX S Recessed	106
ART Base	154	DROP Maxi	79	MAGNETIC 24V Flip	98	SIX XS 24V	228
ART Chandelier	158	DROP Micro	78	MAGNETIC 24V iO Micro	100	SIX XS 48V	246
ART Modular	150	DROP Micro Trans	78	MAGNETIC 24V		SIX XS Recessed	106
ART Modular Base	156	DROP Mini	78	MICRO SHAPER	104	SKIP	335
AURAE	205	DUNE 35	164	MAGNETIC 24V PLUS Micro	102	SKY	130
BASIC	351	DUNE 35 48V	269	MAGNETIC 24V SIX XS	102	SLIM	334
BATH	87	DUNE 55	165	MAGNETIC 24V TOP Micro	102	SLIMGOT	195
BLACK FOSTER 48V Tilt 5	259	DUOMO IP65/IP20	72	MICRO SHAPER 24V	233	SLIM Mini	332
BLACK FOSTER Asymmetric Recessed	16	ENSO	198	MINIMAL TRACK 24V	222	SPIN	184
BLACK FOSTER Asymmetric Trimless	20	FIFTY + HO Surface	131	MIX	83	SPIN 48V	268
BLACK FOSTER Custom Module Module	303	FIFTY + HO Surface Custom	321	MIX Mini	83	SPIN Fancy Shape	298
BLACK FOSTER Custom Module COCO	305	FIFTY + HO Suspension	190	MR BEAM	328	STANDUP	214
BLACK FOSTER Custom Module FIT	304	FIFTY + HO Suspension Custom	321	NANO Recessed	38	STEP	341
BLACK FOSTER Custom Module Surface	306	FIFTY + UGR Surface	131	NANO Tilt	40	STEP S	340
BLACK FOSTER Custom Module Trimless	308	FIFTY + UGR Suspension	191	NANO Trimless	39	STEP XS	340
BLACK FOSTER Micro 24V	226	FIFTY + UGR Surface	131	OLYMPIA	76	STICK	182
BLACK FOSTER Micro 48V	260	FIFTY + UGR HO Suspension	191	OLYMPIA Mini	76	STICK 22 24V	231
BLACK FOSTER Micro Custom Module	311	FIFTY + UGR Surface	131	ORBITAL Lark-111	90	STICK 48V	266
BLACK FOSTER Micro Recessed	10	FIFTY + UGR Suspension	191	PIPE	180	STICK Fancy Shape	293
BLACK FOSTER Micro Surface	117	FIT 20 24V	230	PLUS	284	STRAM	81
BLACK FOSTER S Recessed	22	FIT 20 48V	249	PLUS 48V	255	STRAM Mini	81
BLACK FOSTER S Trimless	23	FIT 27 24V	230	PLUS Micro 24V	228	STRAM Mini Prismatic	80
BLACK FOSTER Surface	118	FIT 27 48V	250	PLUS Mini	284	STRAM Prismatic	80
BLACK FOSTER Surface Remote	120	FIT 35 48V	252	PLUS Mini 1L	275	STRAM Surface	129
BLACK FOSTER Suspension	189	FIT 35 Recessed	108	PLUS Mini 48V	255	STRAM Surface Mini	129
BLACK FOSTER Tilt 5	17	FIT 35 Surface	136	PLUS Mini Recessed	109	SWAP L	56
BLACK FOSTER Trimless	18	FIT 50 48V	254	PLUS Recessed	109	SWAP L Asymmetric	59
BRIGHT LINE	318	FIT 50 Recessed	108	POINTER	65	SWAP M	55
BUDDY	44	FIT 65	283	POP UP	97	SWAP M Asymmetric	58
BUDDY L	50	FIT 65 1L	275	PUCK L	128	SWAP M RT 2012	64
BUDDY L Tilt Trimless	52	FIT 65 Surface	137	PUCK L Recessed	73	SWAP S	54
BUDDY L Trimless	50	FIT 80	283	PUCK M	128	SWAP Square	60
BUDDY Tilt	46	FIT 80 Surface	137	PUCK M Recessed	73	SWAP Square Asymmetric	61
BUDDY Tilt Trimless	46	FLASH	339	PUCK Outdoor	330	SWAP S RT 2012	64
BUDDY Trimless	44	FLIP 48V	257	PUCK S 48V	262	SWAP XL	57
BUDDY WALL WASHER	48	FLIP Recessed	113	PUCK S Recessed	73	THOR	287
COCO 48V	242	FLIP Surface	135	QUAD	85	TOP	127
COCO M 3L	282	FOX	82	REC	200	TOP 48V	265
COCO M 48V	244	FOX Mini	82	REC Asymmetric	203	TOP Fancy Shape	292
COCO M Recessed	111	GAP	88	REC Asymmetric Mini	203	TOP Micro 24V	227
COCO M Surface	133	HEY JOE	172	REC Double	201	TOP Mini	126
COCO Recessed	110	HIDDEN	96	REC Double Engine	201	TOP Mini 48V	264
COCO SHAPER 48V	243	HOLLY	183	REC Double Mini	201	TRACK 1L	272
COCO SHAPER Recessed	112	HOLLY 48V	267	REC Micro	204	TRACK 3L	276
COCO SHAPER Surface	134	HOLLY Fancy Shape	299	REC Mini	200	TRACK 48V + IND. LIGHT	240
COCO Surface	132	HUBBLE	95	REC Outdoor	326	TRACK 48V SURFACE	236
DARK	343	HUBBLE Double	95	REC Slim	204	TRACK 48V SURFACE SHORT	236
DARK Honeycomb	343	iO	274	RHINO	206	TRACK 48V TRIMLESS	236
DARK M	344	iO 48V	256	SALT	187	TRAY	168
DARK M1 48V	346	iO Micro 24V	229	SALT Mini	186	TWIST	89
DARK M1 48V Asymmetric	347	iO Surface	138	SCOPE	181	UP	217
DARK M1 48V Honeycomb	346	Lark	355	SCOPE Surface	125	VOLA	130
DARK M1 48V Wall Washer	347	Lark-111	354	SHOT LIGHT	24	VOLA Suspension	185
DARK M Asymmetric	345	LED STRIP	350	SHOT LIGHT Big	37	WALLY	207
		LENS LIGHT	42	SHOT LIGHT M	32	WARP	160
		LENS LIGHT Trimless	43	SHOT LIGHT M Asymmetric	34	WELLIT L	94
		LEX	68	SHOT LIGHT M Asymmetric Trimless	35	WELLIT M	93
		LEX Asymmetric	70	SHOT LIGHT M Trimless	33	WELLIT S	92
		LEX Asymmetric Blue	71	SHOT LIGHT M Surface	123	WIZ 48V	263
		LEX Blue	69	SHOT LIGHT S	28	YORU	210
		LEX Mini	66	SHOT LIGHT S Flex	31	YORU Big	213
		LEX Mini Asymmetric	67	SHOT LIGHT S Semi Recessed	30	YORU Spike 24V	336
		LINE 48V	261	SHOT LIGHT S Surface	122	ZENIT	176
		LINE Micro 24V	229	SHOT LIGHT S Surface 25	124	ZEN TUBE	286
				SHOT LIGHT S Trimless	29	ZEN TUBE 48V	258
				SHOT LIGHT Trimless	26	ZEN TUBE Surface	139

Lighting Design



En el desarrollo de proyectos luminotécnicos, Arkoslight utiliza la última tecnología BIM (*Building Information Modeling*) y plataformas pioneras como Dialux que nos permiten incrementar la eficiencia del proceso y la exactitud de los cálculos lumínicos. También, ponemos a disposición de arquitectos, interioristas y *lighting designers* archivos 3D de nuestras luminarias en diversos formatos para potenciar su creatividad.

In developing lighting technology projects, Arkoslight uses the latest BIM (*Building Information Modeling*) technology and pioneering platforms such as Dialux which enables us to increase the efficiency of the process and the accuracy of lighting calculations. Likewise, making available to architects, interior and *lighting designers* 3D files of our luminaires in various formats to foster their creativity.

Lors du développement de projets luminotechniques, Arkoslight fait appel à la dernière technologie BIM (*Building Information Modeling*) et à des plateformes pionnières telles que Dialux, qui nous permettent d'augmenter l'efficacité du processus et l'exactitude des calculs de luminosité.

Nous mettons également à la disposition des architectes, décorateurs d'intérieur et *lighting designers* les archives 3D de nos luminaires dans divers formats afin d'encourager leur créativité.

Per lo sviluppo di progetti illuminotecnici Arkoslight impiega l'ultima tecnologia BIM (*Building Information Modeling*) e piattaforme pionieristiche come Dialux, che ci consentono di incrementare l'efficienza del processo e l'esattezza dei calcoli di luminosità. Inoltre, mettiamo a disposizione di architetti, progettisti d'interni e *lighting designers* file 3D in diversi formati dei nostri apparecchi di illuminazione per potenziare la loro creatività.

Bei der Entwicklung von Projekten der Beleuchtungstechnik verwendet Arkoslight die neueste BIM (*Building Information Modeling*)-Technologie und wegweisende Plattformen wie Dialux, mit denen wir die Prozesseffizienz und die Exaktheit der Lichtberechnungen erhöhen können. Wir stellen Architekten, Innendesignern und *Lighting Designer* 3D-Dateien unserer Leuchten in verschiedenen Formaten zur Verfügung, um deren Kreativität zu unterstützen.

Our goal is to work hand-in-hand with architects, interior designers, and lighting designers to create truly unique projects that are both innovative and functional. We pride ourselves on being your trusted partner throughout the entire process, from designing the perfect lighting to selecting the right products. We are here for you every step of the way. Let's start a conversation today.

info@arkoslight.com

PRODUCT DESIGN ORIGINALITY

At Arkoslight, we are committed to originality in the design and development of all our lighting fixtures. The authorship of each project is attributed to the design studio responsible. The catalog is further complemented by high-end products developed in-house by Arkoslight's design and engineering team.

CREDITS

ART DIRECTION
Arkoslight Team

GRAPHIC DESIGN
Estudio David Cercós

PHOTO PRODUCT
Angular - Fotografía Industrial y Publicitaria
Bacon Studio
David Zarzoso
Héctor Rubio - Images Positive
Javier Márquez Photo
Salvador Martín

EDITION
January 2026
Copyright © Arkoslight 2026
All rights reserved

PRINTED BY
La Imprenta CG
Valencia · Spain

ARKOSLIGHT

Calle N, s/n - Pol. Ind. El Oliveral
46394 Ribarroja del Turia
Valencia (Spain)
Fax +34 961 667 054
info@arkoslight.com
www.arkoslight.com

SARL ARKOSLIGHT FRANCE

75, Avenue Parmentier
75011 Paris (France)
info@arkoslight.com

ARKOSLIGHT GERMANY GMBH

Am Malzbüchel 6-8
50667 Köln (Germany)
info@arkoslight.com

 Tel. +34 961 667 207
 Tel. +44 2039 66 45 92
 Tel. +33 182 885 200
 Tel. +39 02 9475 0007
 Tel. +49 221 7159 4740
 info@arkoslight.com



